

Test Setup Photographs for the SCALA1

1. Radiated Emissions

1.1. Configuration 1: Radiated spurious emissions <30 MHz




Photo 1




Photo 2

Radiated Emissions (continued)




Photo 3

Radiated Emissions (continued)

1.2. Configuration 2: Radiated spurious emissions 30 MHz to 1 GHz



Photo 1




Photo 2

Radiated Emissions (continued)




Photo 3

1.3. Configuration 3: Radiated spurious emissions >1 GHz




Photo 1




Photo 2

Radiated Emissions (continued)




Photo 3

2. AC Conducted Emissions



Photo 1

AC Conducted Emissions (continued)



Photo 2

3. Conducted Tests




Photo 1



Photo 2