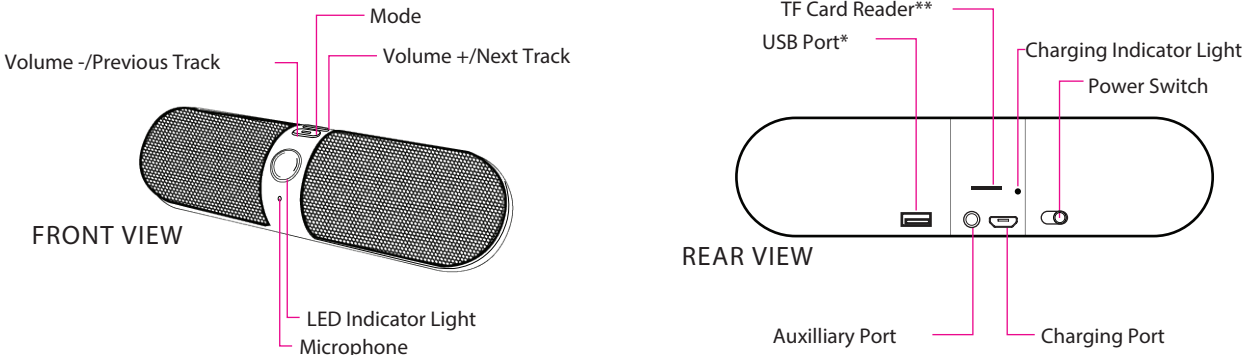




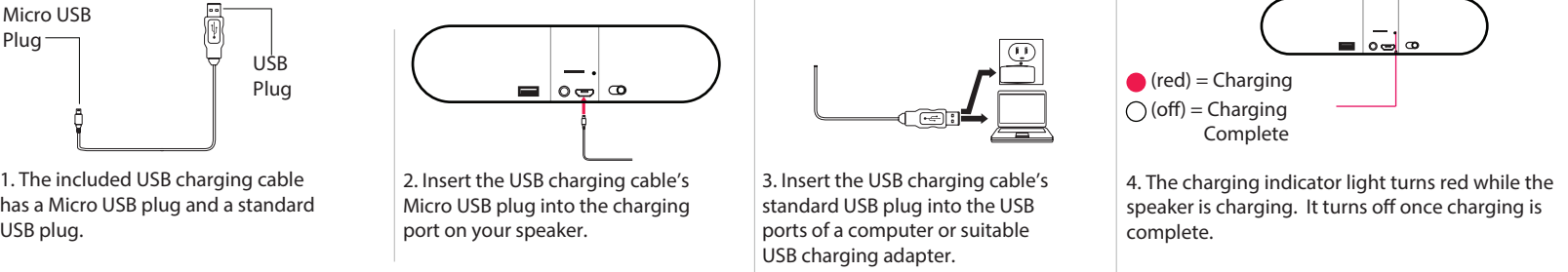
A Quick Look at Your Bluetooth Speaker



\*You can insert most thumb drives or jump drives into the USB Port. Your speaker can play .MP3, .WAV or .FLAC music files stored on your drive. Note that the USB port cannot be used to charge your electronic devices.

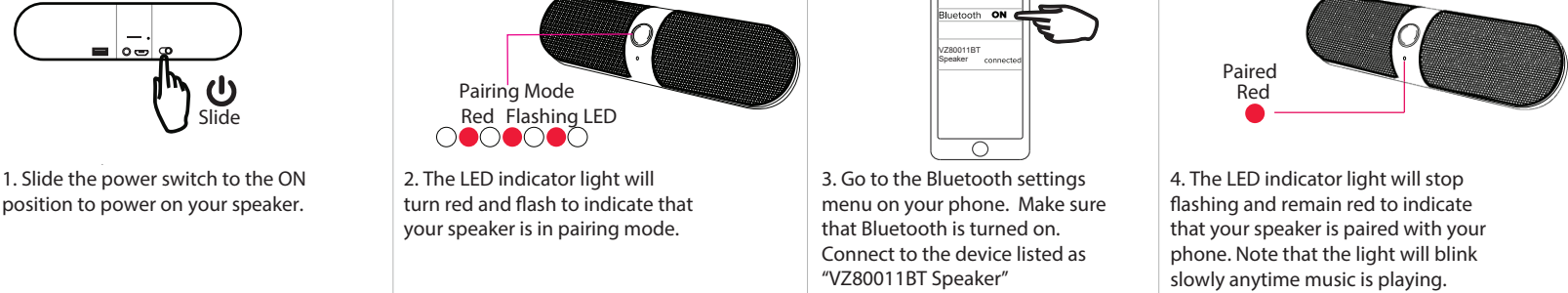
\*\*The TF Card Reader can read TF or Micro SD memory cards up to 32GB in size. Your speaker can play .MP3, .WAV or .FLAC music files stored on your memory card.

Charging Your Bluetooth Speaker



Charging takes approximately 4 hours. Unplug when charging is complete.  
Important: To avoid a complete discharge of the battery, charge your headphones at least once every six months.

Pairing Your Bluetooth Speaker



Using Your Bluetooth Headphones

Powering Your Headphones On and OFF

- 1. Press and hold the power button in order to power on your headphones. If you have paired your headphones to your Bluetooth device previously, they will automatically remain paired each time you power on your headphones.
- 2. Press and hold the power button in order to power off your headphones.

Listening to Music

- Play/Pause Button : Press to play or pause a track.

NOTE: You can adjust volume and playback settings on your phone or connected audio device.

Using the Phone Function

- Answering a Call: Quickly press the Answer button to answer an incoming call.
- Ending a Call: Quickly press the Answer Call button to end a call.

Auxiliary Input Mode

To use your headphones with devices that are not Bluetooth enabled, plug one end of a standard 3.5mm audio cable into the Auxiliary Port on your headphones. Plug the other end into the headphone jack on your audio device.

Using Your Bluetooth Speaker

Powering Your Speaker On and OFF

- 1. Slide the power switch to the ON position or OFF position to power your speaker on or off. If you have paired your speaker to your Bluetooth device previously, they will automatically remain paired each time you power on your speaker.

Listening to Music

- Volume -/Previous Track Button : Tap to go to the previous track in a playlist. Press and hold to decrease volume.
- Volume +/Next Track Button : Tap to go to the next track in a playlist. Press and hold to increase volume.

(button capabilities may be limited when in modes other than Bluetooth mode)

Auxiliary Input Mode

To use your speaker with devices that are not Bluetooth enabled, plug one end of a standard 3.5mm audio cable into the Auxiliary Port on your speaker. Plug the other end into the headphone jack on your audio device.

Mode Button

Press repeatedly to toggle between modes. In Bluetooth mode the speaker will play music from bluetooth sound source. In AUX mode you can listen to audio from a device connected to the Auxilliary Port. In TF Card mode, you can listen to music files from a memory card inserted into the TF card slot. In USB mode, you can listen to music files from a thumb drive inserted into the USB port. Lastly the FM radio mode allows you to listen to available FM radio stations. When in FM mode, the + and - buttons toggle through stations.



## Vivitar One Year Warranty

This warranty covers the original consumer purchaser only and is not transferable.

This warranty covers products that fail to function properly UNDER NORMAL USAGE, due to defects in material or workmanship. Your product will be repaired or replaced at no charge for parts or labor for a period of one year.

What Is Not Covered by Warranty  
Damages or malfunctions not resulting from defects in material or workmanship and damages or malfunctions from other than normal use, including but limited to, repair by unauthorized parties, tampering, modification or accident.

To Obtain Warranty Service and Troubleshooting Information:  
Call 1-800-592-9541 in the U.S. or visit our website at [www.vivitar.com](http://www.vivitar.com).

To receive Warranty service along with the name and address of an authorized product service center, the original consumer purchaser must contact us for problem determination and service procedures. Proof of purchase in the form of a bill of sale or receipted invoice, evidencing that the product is within the applicable Warranty period(s), MUST be presented in order to obtain the requested service. It is your responsibility to properly package and send any defective products along with a dated copy of proof of purchase, a written explanation of the problem, and a valid return address to the authorized service center at your expense. Do not include any other items or accessories with the defective product. Any products received by the authorized service center that are not covered by warranty will be returned unrepaired.

NO WARRANTIES, WHETHER EXPRESS OR IMPLIED, INCLUDING, BUT NOT LIMITED TO, ANY IMPLIED WARRANTIES OF MERCHANTABILITY OR FITNESS FOR A PARTICULAR PURPOSE, OTHER THAN THOSE EXPRESSLY DESCRIBED ABOVE SHALL APPLY. DISTRIBUTOR FURTHER DISCLAIMS ALL WARRANTIES AFTER THE EXPRESS WARRANTY PERIOD STATED ABOVE. NO OTHER EXPRESS WARRANTY OR GUARANTY GIVEN BY ANY PERSON, FIRM OR ENTITY WITH RESPECT TO THE PRODUCT SHALL BE BINDING ON DISTRIBUTOR. REPAIR, REPLACEMENT, OR REFUND OF THE ORIGINAL PURCHASE PRICE - AT DISTRIBUTOR'S SOLE DISCRETION - ARE THE EXCLUSIVE REMEDIES OF THE CONSUMER. IN NO EVENT WILL DISTRIBUTOR, ITS MANUFACTURERS, OR SAKAR INT. BE LIABLE FOR ANY INCIDENTAL, DIRECT, INDIRECT, SPECIAL, PUNITIVE OR CONSEQUENTIAL DAMAGES (SUCH AS, BUT NOT LIMITED TO, DAMAGES FOR LOSS OF PROFITS, BUSINESS, SAVINGS, DATA OR RECORDS) CAUSED BY THE USE, MISUSE OR INABILITY TO USE THE PRODUCT. EXCEPT AS STATED HEREIN, NO OTHER WARRANTIES SHALL APPLY. NOTWITHSTANDING THE FOREGOING, CONSUMER'S RECOVERY AGAINST DISTRIBUTOR SHALL NOT EXCEED THE PURCHASE PRICE OF THE PRODUCT SOLD BY DISTRIBUTOR. THIS WARRANTY SHALL NOT EXTEND TO ANYONE OTHER THAN THE ORIGINAL CONSUMER WHO PURCHASED THE PRODUCT AND IS NOT TRANSFERABLE.

Some countries, states or provinces do not allow the exclusion or limitation of incidental or consequential damages or allow limitations on warranties, so limitation or exclusions may not apply to you. This warranty gives you specific legal rights, and you may have other rights that vary from state to state or province to province. Contact your authorized retailer to determine if another warranty applies. This product is manufactured, distributed and sold by SAKAR International, Inc. All other trademarks are the property of the respective owner, who has not sponsored, endorsed or approved this product.

.

## FCC Statement

Changes or modifications not expressly approved by the party responsible for compliance could void the user’s authority to operate the equipment.

This device complies with Part 15 of the FCC Rules. Operation is subject to the following two conditions: (1) this device may not cause harmful interference, and (2) this device must accept any interference received, including interference that may cause undesired operation.

This equipment has been tested and found to comply with the limits for a Class B digital device, pursuant to Part 15 of the FCC Rules. These limits are designed to provide reasonable protection against harmful interference in a residential installation. This equipment generates, uses and can radiate radio frequency energy and, if not installed and used in accordance with the instructions, may cause harmful interference to radio communications. However, there is no guarantee that interference will not occur in a particular installation.

If this equipment does cause harmful interference to radio or television reception, which can be determined by turning the equipment off and on, the user is encouraged to try to correct the interference by one or more of the following measures:

- Reorient or relocate the receiving antenna.
- Increase the separation between the equipment and receiver.
- Connect the equipment into an outlet on a circuit different from that to which the receiver is connected.
- Consult the dealer or an experienced radio/TV technician for help.

RF warning statement:  
The device has been evaluated to meet general RF exposure requirement. The device can be used in portable exposure condition without restriction.

## Headphone Specifications

Frequency Range: 20Hz-20KHz  
Bluetooth Range: Up to 33 Feet (10 Meters)  
Charging Input: DC 5V  
Battery Type: 160mAH Lithium Battery  
Charge Time: Approximately 2 Hours

## Speaker Specifications

Bluetooth Version: 5.0 EDR  
Bluetooth Range: Up to 33 Feet (10 Meters)  
Charging Input: DC 5V  
Battery Type: 600mAh Lithium Polymer Battery  
Charge Time: Approximately 4 Hours

## Using Your Stereo Earbuds

Your earbuds are compatible with most smartphones, MP3 players and other similar audio sources that have a 3.5mm headphone jack. They can be plugged directly into the headphone jack on your audio source.

