


EMC Technologies Report Number: M060223_Cert_AR5BxB6_NII

APPENDIX B2

Test Setup Photograph



Peak Output Power, Power Spectral Density, Bandwidth and Band Edge Test Setup




FCC Part 15 class B test set up photos

Photos extracted from report FG06-041EAL



Photo-1.1 Radiated emission measurement; 30-1000 MHz (Front)



- PC-2 and HUB were set at outside of the chamber.

Photo-1.2 Radiated emission measurement; 30-1000 MHz (Back)




Photo-1.3 Radiated emission measurement: 1-6 GHz (Front)




Photo-2.1 Conducted emission measurement

