


Setup Photographs

<Radiated Emission>

Z Plane for Ant. 0_A and Ant. 1

LF




HF




Z Plane for WPC Charging Mode

LF



HF



————THE END————