



H5121说明书

版本:4.0

料号:807-0003-00439

折叠尺寸:75×105(mm)

展开尺寸:525×105(mm)

材质:80G书页纸

工艺:单色印刷

折叠方式:折页



Included in the Box

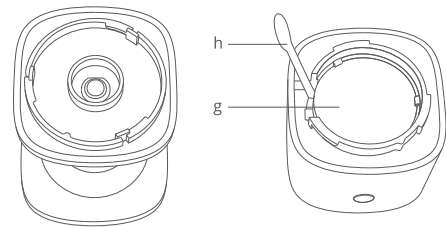
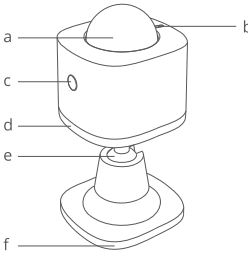
Item	Quantity
Motion Sensor	1
CR2450 Battery	1 (Pre-Installed)
Adhesive Tape	1
User Manual	1

Introduction

The Govee Motion Sensor has a built-in infrared temperature probe, a precision circuit, and a Fresnel lens. It can detect movements and can be fixed to most indoor surfaces with adhesive tape. Based on the Bluetooth communication with Govee's unique distributed gateway, it can transfer the detected body movements as a condition to trigger automation and send the information to Govee Home App or execute commands from other Govee products to achieve multiple intelligent scenarios.

Part Names

- a. Sensor Lens
- b. Indicator Light
- c. Function Button
- d. Bottom Cover
- e. Universal Ball
- f. Base
- g. Battery
- h. Insulation Sheet

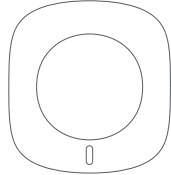



Controls

Function Button

Press and hold the function button for 3 seconds. When the indicator light flashes slowly, it means that the device has entered the Bluetooth Broadcast Mode. Please follow the in-app instructions to complete pairing.

Indicator Status



Indicator	Working Status	Light Status
	During the Bluetooth Broadcasting	Flashes Red

Functions

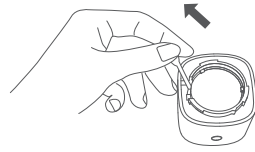
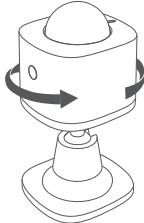
Movement Signal Detection

The sensor can collect information of Motion movements within the monitoring coverage. You can set the triggering instructions in the app.

Getting Started

1. Open the packaging. Loosen the bottom cover counterclockwise. Pull out the insulation sheet and tighten the bottom cover up.

Loosen the bottom cover counterclockwise. Tighten the bottom cover up clockwise.



2. Press and hold the function button for 3 seconds to enter the pairing mode. Follow the in-app steps to complete the pairing.
3. Effective Communication Distance Verification: After completing the pairing, you can verify it in the app.

Note:

1. In order to fix the product on the surface, it is recommended to tear off the included adhesive tape to stick it to the bottom of the base, then tear off the liner and fix the product to the surface.
2. Please ensure the surface is clean and dry.
3. Low electricity might occur due to low voltage when the button cell is in a low-temperature environment (below 0°C), which might affect the battery life.
4. In order to prevent the detected area from being blocked, please target the lens at the detected area accurately.
5. For indoor use only.

Govee Home App

You can access more features using Govee Home App.

Downloading Govee Home App

To download Govee Home App, scan the QR code or search for "Govee" in the Apple App Store® (iOS) or Google Play Store (Android).



Note:

- Choose "Allow" to the permissions requested when opening Govee Home App for the first time. These permissions allow the app's features to function normally and are not used to record personal, private information.
- Due to ongoing updates, Govee Home App may be slightly different than shown in this manual. In case of any differences, always follow the in-app instructions.

Pairing with Govee Home App

1. Turn on your smartphone's Bluetooth.
2. Open Govee Home App, tap the "+" icon in the top right corner and search for "H5121."
3. Tap the device icon and follow the on-screen instructions to complete pairing.



For FAQs and more information, please visit: www.govee.com

Note:

- Govee Home App is being continually updated and its features do expand

Troubleshooting

The troubleshooting section below is for solving frequently asked questions. If your problem persists, please contact customer support.

For Motion Sensor

Problem	Solution
The indicator light turns off.	1. Replace with a new battery. 2. Contact customer service.
Movements cannot be detected.	1. Check the device battery and make sure it is fully charged. 2. Open the app and ensure the device and the distributed gateway are in the effective communication distance. 3. Please ensure no obstacles stand between the detected area and the probe. 4. Contact customer service.

Low battery alert from the app.	Change the battery.
---------------------------------	---------------------

For App & Connectivity

1. Cannot connect to Govee Home App.

- Make sure your smartphone is powered on and is not connected with other Bluetooth devices.
- Enable the smartphone's Location Services.
- Try connecting with another smartphone.
- Make sure your app is updated to the latest version.
- Make sure you connect to your Wi-Fi router's 2.4GHz network and that the network is working correctly.
- Make sure the Wi-Fi password you entered is correct.
- Shorten the distance between the sensor, distributed gateway, and the smartphone.
- Make sure your sensor and the distributed gateway are located away from appliances that produce electromagnetic radiation (e.g. microwave ovens, refrigerators, etc.)
- If you are using a VPN, try turning it off and then connecting the sensor.
- Disable portal authentication for your Wi-Fi network. If portal authentication is enabled, this sensor will not be able to access your Wi-Fi network, and setup will fail. Portal authentication means that you need to sign in to your Wi-Fi network through a web page before you can use the Internet.

2. Cannot find the device on Bluetooth Device Nearby page of the app.

- The sensor may be connected with another smartphone. Disconnect it from the other smartphone first.

3. The sensor is offline.

- Make sure the sensor is plugged in and powered on, then refresh "My Devices" in Govee Home App by swiping down on the screen.
- Make sure your router is connected to the internet, and your smartphone's network connection is working.
- If the Wi-Fi password has been changed, the sensor will automatically go offline. Try connecting it to the network again.
- Delete the offline sensor from Govee Home App, then add and reconfigure the sensor again in the app.

Specifications

Model Name	H5121
Power Supply	CR2450
Power Input	3V
Working Temperature	-10°C to 50°C/14°F to 122°F
Bluetooth Communication Distance	55m/180ft

Appendix

After-Sales Service

Warranty: 12-Month Limited Warranty

Support: Lifetime Technical Support

Email: support@govee.com

Official Website: www.govee.com

@Govee @Govee @Govee @Goveeofficial

Compliance Information

FCC Statement

This device complies with Part 15 of the FCC Rules . Operation is subject to the following two conditions:

(1) This device may not cause harmful interference, and (2) This device must accept any interference received, including interference that may cause undesired operation.

Warning: Changes or modifications not expressly approved by the party responsible for compliance could void the user's authority to operate the equipment.

NOTE: This equipment has been tested and found to comply with the limits for a Class B digital device, pursuant to Part 15 of the FCC Rules.

These limits are designed to provide reasonable protection against harmful interference in a residential installation. This equipment generates uses and can radiate radio frequency energy and, if not installed and used in accordance with the instructions, may cause harmful interference to radio communications. However, there is no guarantee that interference will not occur in a particular installation. If this equipment does cause harmful interference to radio or television reception, which can be determined by turning the equipment off and on, the user is encouraged to try to correct the interference by one or more of the following measures:

- Reorient or relocate the receiving antenna.
- Increase the separation between the equipment and receiver.
- Connect the equipment into an outlet on a circuit different from that to which the receiver is connected.
- Consult the dealer or an experienced radio/TV technician for help.

FCC Radiation Exposure Statement

This equipment complies with FCC radiation exposure limits set forth for an uncontrolled environment. This equipment should be installed and operated with minimum distance 20cm between the radiator & your body.

Responsible party :

Name: GOVEE MOMENTS(US) TRADING LIMITED

Address: 13013 WESTERN AVE STE 5 BLUE ISLAND IL 60406-2448

Email: support@govee.com

Contact information: https://www.govee.com/support



INDOOR USE ONLY

CAUTION:

RISK OF EXPLOSION IF BATTERY IS REPLACED BY AN INCORRECT TYPE.
DISPOSE OF USED BATTERIES ACCORDING TO THE INSTRUCTIONS.

WARNING:

The batteries (battery pack or batteries installed) shall not be exposed to excessive heat such as sunshine, fire or the like. Extremely low air pressure that may result in an explosion or the leakage of flammable liquid or gas. Be aware discharged battery may cause fire or smoke, tape the terminals to insulate them

The Bluetooth® word mark and logos are registered trademarks owned by Bluetooth SIG, Inc. and any use of such marks by Shenzhen Qianyan Technology LTD is under license.

The trademark Govee has been authorised to Shenzhen Qianyan Technology LTD.
Copyright ©2021 Shenzhen Qianyan Technology LTD.
All Rights Reserved.



User Manual

Model: H5121

Motion Sensor