

Test Lab: EMCTech Test File: M170217 Body 1900 MHz 3G FCC.da52:0

**DUT Name: Blackline Safety GSM-3G Transmitter, Type: HMN: G7C, Serial: 3566000154**

**Configuration: Body Worn Belt Clip Standard Cartridge 16-03-17**

Communication System: 0 - WCDMA - UMTS; Communication System Band: Band 2 1850 MHz; Frequency: 1908 MHz; Communication System PAR: 0.00 dB; PMF: 1.00; Duty Cycle: 1:1.00  
Medium Parameters used:  $f=1907.38$  MHz;  $\sigma = 1.55$  S/m;  $\epsilon_r = 52.1$ ;  $\rho = 1000.0$  g/cm<sup>3</sup>  
Phantom section: Flat Section

**DASY Configuration:**

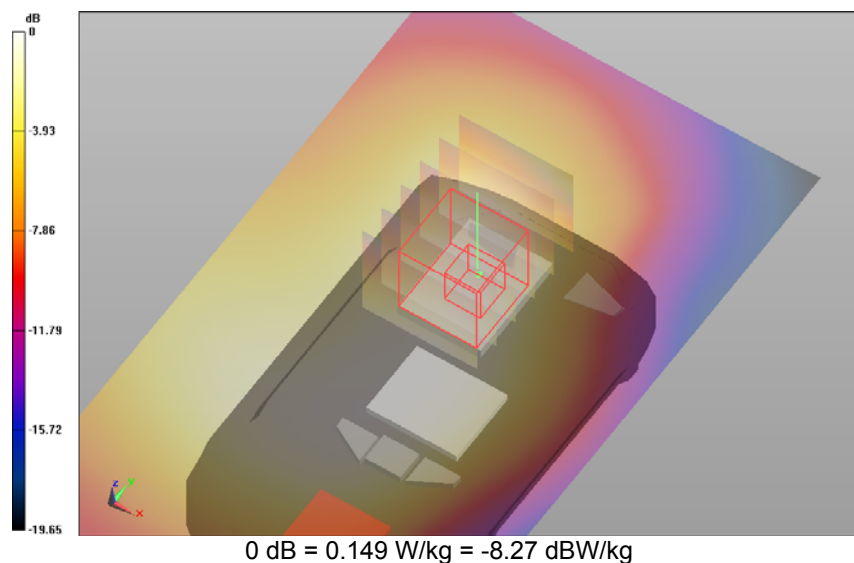
Probe: ET3DV6 - SN1380; ConvF: (4.72,4.72,4.72); Calibrated: 8/12/2016;  
Sensor-Surface: 4 mm (Mechanical Surface Detection (Locations From Previous Scan Used))  
Electronics: DAE3 Sn442; Calibrated: 6/12/2016  
Phantom: ELI v4.0 (30deg probe tilt); Type: QDOVA001BB; Serial: TP:1101  
DASY52 52.8.8(1258); SEMCAD X Version 14.6.10 (7373)

**Body Worn Belt Clip Standard Cartridge 16-03-17/Channel 9538 Test/Area Scan (71x121x1):** Interpolated grid: dx=1.5 mm, dy=1.5 mm; Maximum value of SAR (interpolated) = 0.149 W/kg

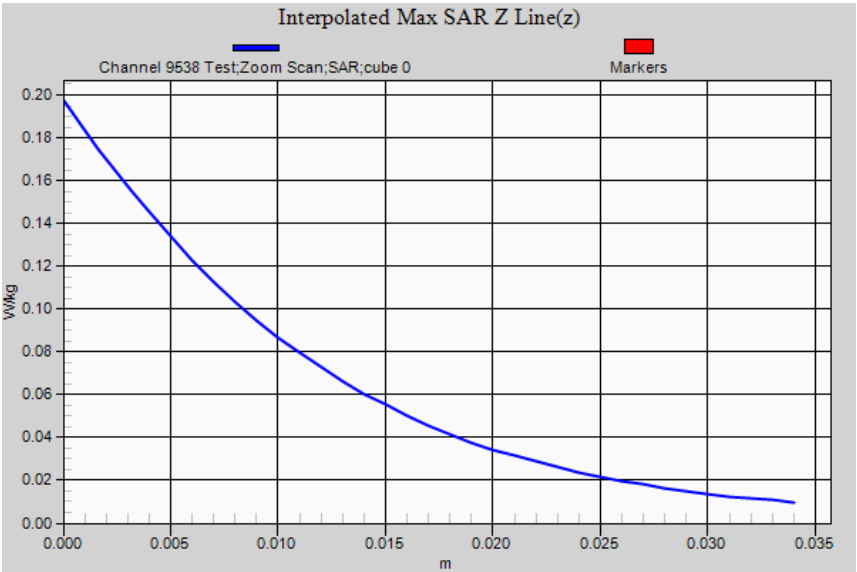
**Body Worn Belt Clip Standard Cartridge 16-03-17/Channel 9538 Test/Zoom Scan (21x26x36)/Cube 0:** Interpolated grid: dx=1.6 mm, dy=1.6 mm, dz=1.0 mm; Reference Value = 9.078 V/m; **Power Drift = -0.03 dB**

**Averaged SAR: SAR(1g) = 0.138 W/kg; SAR(10g) = 0.089 W/kg**

Maximum value of SAR (interpolated) = 0.197 W/kg



SAR Measurement Plot 57



Accredited for compliance with ISO/IEC 17025. The results of the test, calibrations and/or measurement included in this document are traceable to Australian/national standards. NATA is a signatory to the ILAC Mutual Recognition Arrangement for the mutual recognition of the equivalence of testing, calibration and inspection reports.

This document shall not be reproduced except in full.

Test Lab: EMCTech Test File: M170217 Body 1900 MHz 3G FCC.da52:1

**DUT Name: Blackline Safety GSM-3G Transmitter, Type: HMN: G7C, Serial: 3566000154**

**Configuration: Body Worn Belt Clip H2S Cartridge 16-03-17**

Communication System: 0 - WCDMA - UMTS; Communication System Band: Band 2 1850 MHz; Frequency: 1852 MHz; Communication System PAR: 0.00 dB; PMF: 1.00; Duty Cycle: 1:1.00  
Medium Parameters used:  $f=1852.25$  MHz;  $\sigma = 1.52$  S/m;  $\epsilon_r = 52.4$ ;  $\rho = 1000.0$  g/cm<sup>3</sup>  
Phantom section: Flat Section

**DASY Configuration:**

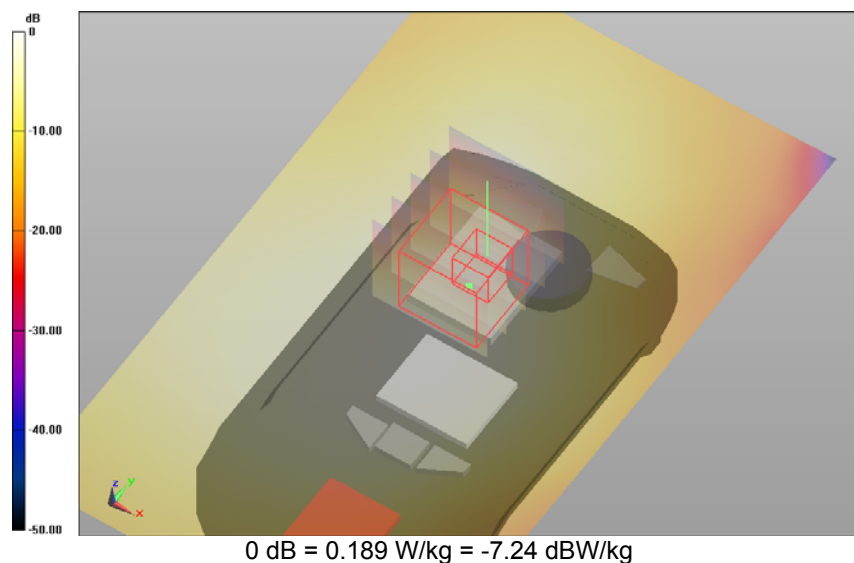
Probe: ET3DV6 - SN1380; ConvF: (4.72,4.72,4.72); Calibrated: 8/12/2016;  
Sensor-Surface: 4 mm (Mechanical Surface Detection (Locations From Previous Scan Used))  
Electronics: DAE3 Sn442; Calibrated: 6/12/2016  
Phantom: ELI v4.0 (30deg probe tilt); Type: QDOVA001BB; Serial: TP:1101  
DASY52 52.8.8(1258); SEMCAD X Version 14.6.10 (7373)

**Body Worn Belt Clip H2S Cartridge 16-03-17/Channel 9262 Test/Area Scan (71x121x1):** Interpolated grid: dx=1.5 mm, dy=1.5 mm; Maximum value of SAR (interpolated) = 0.189 W/kg

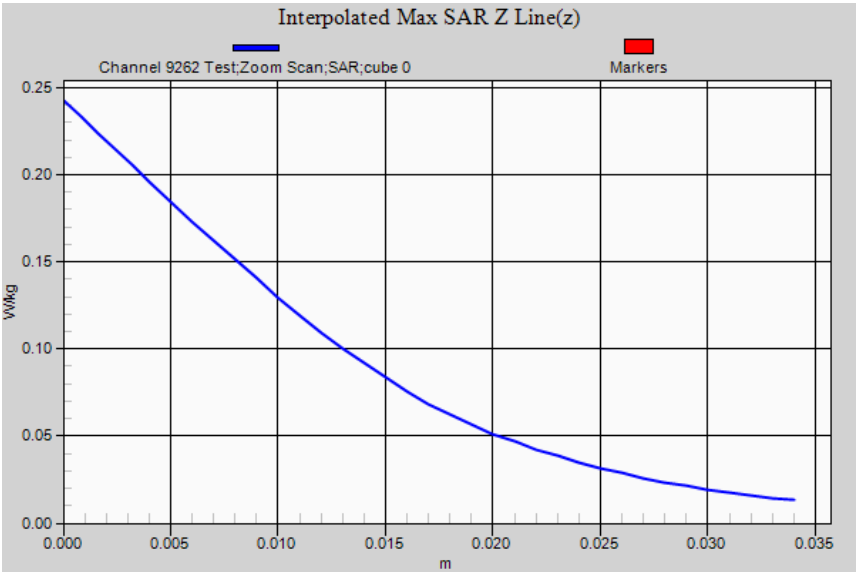
**Body Worn Belt Clip H2S Cartridge 16-03-17/Channel 9262 Test/Zoom Scan (21x21x36)/Cube 0:** Interpolated grid: dx=1.6 mm, dy=1.6 mm, dz=1.0 mm; Reference Value = 10.018 V/m; **Power Drift = 0.09 dB**

**Averaged SAR: SAR(1g) = 0.178 W/kg; SAR(10g) = 0.112 W/kg**

Maximum value of SAR (interpolated) = 0.242 W/kg



SAR Measurement Plot 58



Accredited for compliance with ISO/IEC 17025. The results of the test, calibrations and/or measurement included in this document are traceable to Australian/national standards. NATA is a signatory to the ILAC Mutual Recognition Arrangement for the mutual recognition of the equivalence of testing, calibration and inspection reports.

This document shall not be reproduced except in full.

Test Lab: EMCTech Test File: M170217 Body 1900 MHz 3G FCC.da52:1

**DUT Name: Blackline Safety GSM-3G Transmitter, Type: HMN: G7C, Serial: 3566000154**

**Configuration: Body Worn Belt Clip H2S Cartridge 16-03-17**

Communication System: 0 - WCDMA - UMTS; Communication System Band: Band 2 1850 MHz; Frequency: 1880 MHz; Communication System PAR: 0.00 dB; PMF: 1.00; Duty Cycle: 1:1.00  
Medium Parameters used:  $f=1880.25$  MHz;  $\sigma = 1.54$  S/m;  $\epsilon_r = 52.3$ ;  $\rho = 1000.0$  g/cm<sup>3</sup>  
Phantom section: Flat Section

**DASY Configuration:**

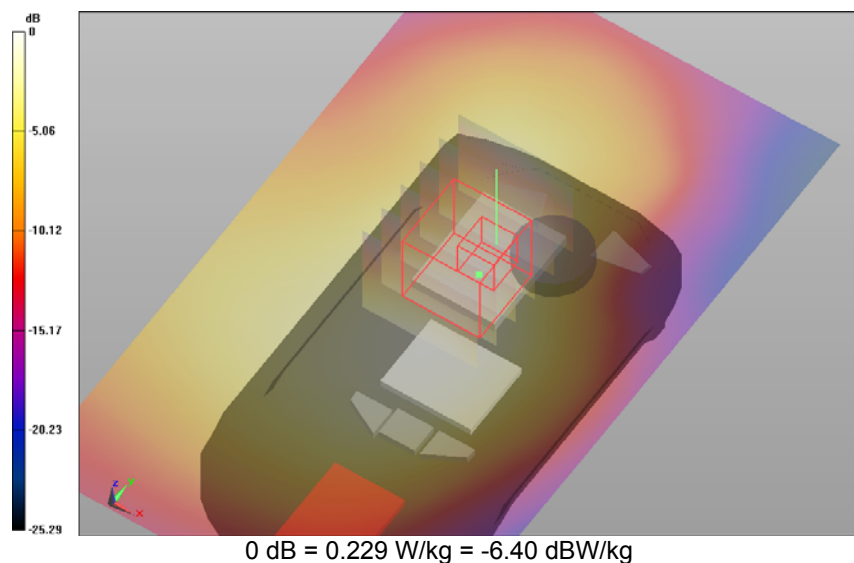
Probe: ET3DV6 - SN1380; ConvF: (4.72,4.72,4.72); Calibrated: 8/12/2016;  
Sensor-Surface: 4 mm (Mechanical Surface Detection (Locations From Previous Scan Used))  
Electronics: DAE3 Sn442; Calibrated: 6/12/2016  
Phantom: ELI v4.0 (30deg probe tilt); Type: QDOVA001BB; Serial: TP:1101  
DASY52 52.8(1258); SEMCAD X Version 14.6.10 (7373)

**Body Worn Belt Clip H2S Cartridge 16-03-17/Channel 9400 Test/Area Scan (71x121x1):** Interpolated grid: dx=1.5 mm, dy=1.5 mm; Maximum value of SAR (interpolated) = 0.229 W/kg

**Body Worn Belt Clip H2S Cartridge 16-03-17/Channel 9400 Test/Zoom Scan (21x26x36)/Cube 0:** Interpolated grid: dx=1.6 mm, dy=1.6 mm, dz=1.0 mm; Reference Value = 10.753 V/m; **Power Drift = -0.02 dB**

**Averaged SAR: SAR(1g) = 0.211 W/kg; SAR(10g) = 0.132 W/kg**

Maximum value of SAR (interpolated) = 0.289 W/kg

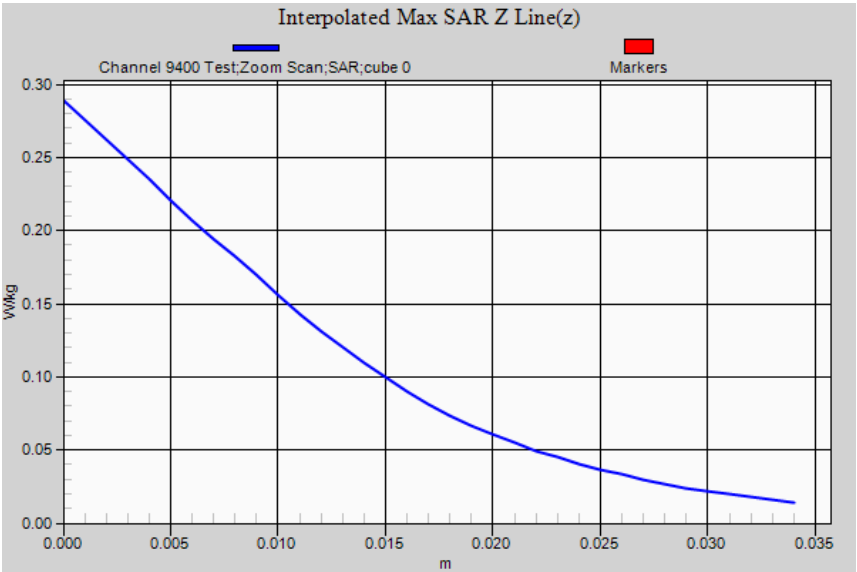


SAR Measurement Plot 59



Accredited for compliance with ISO/IEC 17025. The results of the test, calibrations and/or measurement included in this document are traceable to Australian/national standards. NATA is a signatory to the ILAC Mutual Recognition Arrangement for the mutual recognition of the equivalence of testing, calibration and inspection reports.

This document shall not be reproduced except in full.



Accredited for compliance with ISO/IEC 17025. The results of the test, calibrations and/or measurement included in this document are traceable to Australian/national standards. NATA is a signatory to the ILAC Mutual Recognition Arrangement for the mutual recognition of the equivalence of testing, calibration and inspection reports.

This document shall not be reproduced except in full.

Test Lab: EMCTech Test File: M170217 Body 1900 MHz 3G FCC.da52:1

**DUT Name: Blackline Safety GSM-3G Transmitter, Type: HMN: G7C, Serial: 3566000154**

**Configuration: Body Worn Belt Clip H2S Cartridge 16-03-17**

Communication System: 0 - WCDMA - UMTS; Communication System Band: Band 2 1850 MHz; Frequency: 1908 MHz; Communication System PAR: 0.00 dB; PMF: 1.00; Duty Cycle: 1:1.00  
Medium Parameters used:  $f=1907.38$  MHz;  $\sigma = 1.55$  S/m;  $\epsilon_r = 52.1$ ;  $\rho = 1000.0$  g/cm<sup>3</sup>  
Phantom section: Flat Section

**DASY Configuration:**

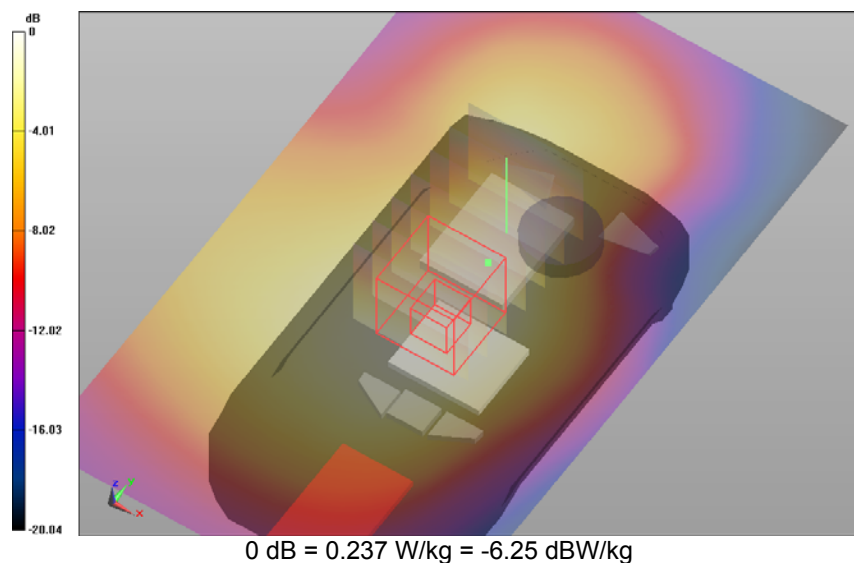
Probe: ET3DV6 - SN1380; ConvF: (4.72,4.72,4.72); Calibrated: 8/12/2016;  
Sensor-Surface: 4 mm (Mechanical Surface Detection (Locations From Previous Scan Used))  
Electronics: DAE3 Sn442; Calibrated: 6/12/2016  
Phantom: ELI v4.0 (30deg probe tilt); Type: QDOVA001BB; Serial: TP:1101  
DASY52 52.8.8(1258); SEMCAD X Version 14.6.10 (7373)

**Body Worn Belt Clip H2S Cartridge 16-03-17/Channel 9538 Test/Area Scan (71x121x1):** Interpolated grid: dx=1.5 mm, dy=1.5 mm; Maximum value of SAR (interpolated) = 0.237 W/kg

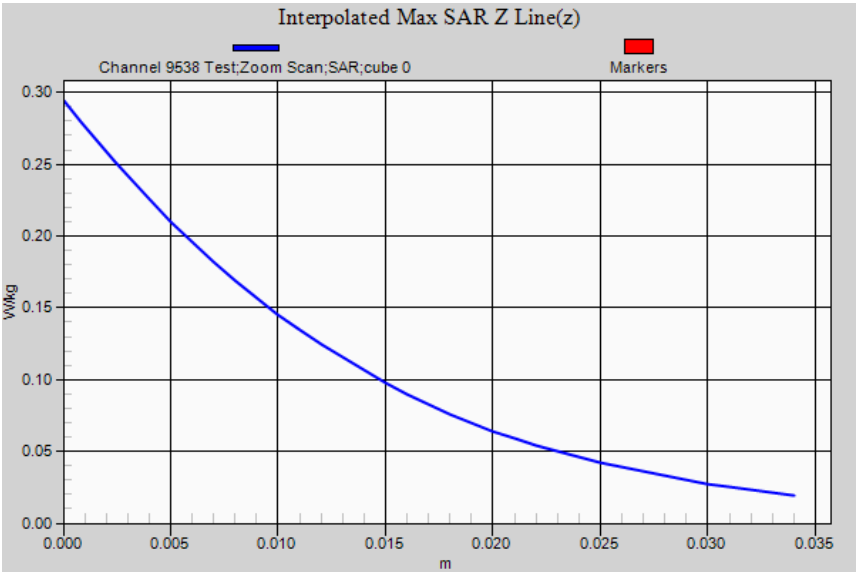
**Body Worn Belt Clip H2S Cartridge 16-03-17/Channel 9538 Test/Zoom Scan (21x31x36)/Cube 0:** Interpolated grid: dx=1.6 mm, dy=1.6 mm, dz=1.0 mm; Reference Value = 11.148 V/m; **Power Drift = -0.08 dB**

**Averaged SAR: SAR(1g) = 0.210 W/kg; SAR(10g) = 0.139 W/kg**

Maximum value of SAR (interpolated) = 0.294 W/kg



SAR Measurement Plot 60



Accredited for compliance with ISO/IEC 17025. The results of the test, calibrations and/or measurement included in this document are traceable to Australian/national standards. NATA is a signatory to the ILAC Mutual Recognition Arrangement for the mutual recognition of the equivalence of testing, calibration and inspection reports.

This document shall not be reproduced except in full.



Test Lab: EMCTech Test File: M170217 Body 1900 MHz 3G FCC.da52:2

**DUT Name: Blackline Safety GSM-3G Transmitter, Type: HMN: G7C, Serial: 3568000104**

**Configuration: Body Worn Belt Clip O2 CO H2S LEL Cartridge 16-03-17**

Communication System: 0 - WCDMA - UMTS; Communication System Band: Band 2 1850 MHz; Frequency: 1852 MHz, Communication System PAR: 0.00 dB; PMF: 1.00; Duty Cycle: 1:1.00  
Medium Parameters used:  $f=1852.25$  MHz;  $\sigma = 1.52$  S/m;  $\epsilon_r = 52.4$ ;  $\rho = 1000.0$  g/cm<sup>3</sup>  
Phantom section: Flat Section

**DASY Configuration:**

Probe: ET3DV6 - SN1380; ConvF: (4.72,4.72,4.72); Calibrated: 8/12/2016;  
Sensor-Surface: 4 mm (Mechanical Surface Detection (Locations From Previous Scan Used))  
Electronics: DAE3 Sn442; Calibrated: 6/12/2016  
Phantom: ELI v4.0 (30deg probe tilt); Type: QDOVA001BB; Serial: TP:1101  
DASY52 52.8(1258); SEMCAD X Version 14.6.10 (7373)

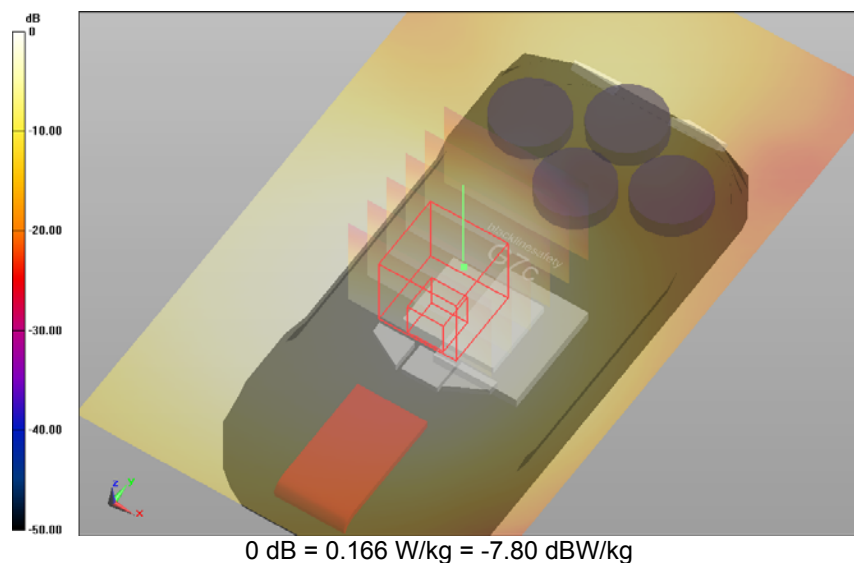
**Body Worn Belt Clip O2 CO H2S LEL Cartridge 16-03-17/Channel 9262 Test/Area Scan (71x121x1):** Interpolated grid: dx=1.5 mm, dy=1.5 mm; Maximum value of SAR (interpolated) = 0.166 W/kg

**Body Worn Belt Clip O2 CO H2S LEL Cartridge 16-03-17/Channel 9262 Test/Zoom Scan (26x26x36)/Cube 0:**

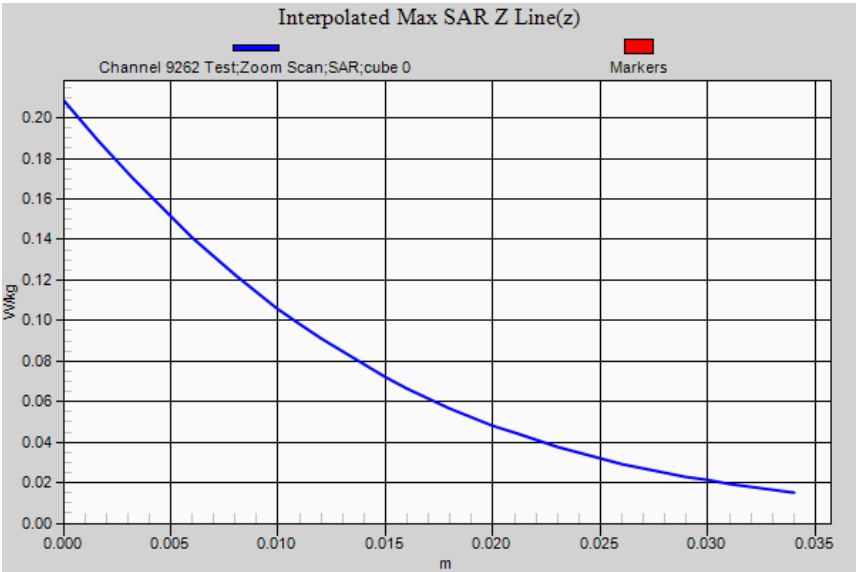
Interpolated grid: dx=1.6 mm, dy=1.6 mm, dz=1.0 mm; Reference Value = 10.448 V/m; **Power Drift = -0.04 dB**

**Averaged SAR: SAR(1g) = 0.151 W/kg; SAR(10g) = 0.103 W/kg**

Maximum value of SAR (interpolated) = 0.208 W/kg



SAR Measurement Plot 61



Accredited for compliance with ISO/IEC 17025. The results of the test, calibrations and/or measurement included in this document are traceable to Australian/national standards. NATA is a signatory to the ILAC Mutual Recognition Arrangement for the mutual recognition of the equivalence of testing, calibration and inspection reports.

This document shall not be reproduced except in full.

Test Lab: EMCTech

Test File: M170217 Body 1900 MHz 3G FCC.da52:2

**DUT Name: Blackline Safety GSM-3G Transmitter, Type: HMN: G7C, Serial: 3568000104****Configuration: Body Worn Belt Clip O2 CO H2S LEL Cartridge 16-03-17**

Communication System: 0 - WCDMA - UMTS; Communication System Band: Band 2 1850 MHz; Frequency: 1880 MHz, Communication System PAR: 0.00 dB; PMF: 1.00; Duty Cycle: 1:1.00  
 Medium Parameters used:  $f=1880.25$  MHz;  $\sigma = 1.54$  S/m;  $\epsilon_r = 52.3$ ;  $\rho = 1000.0$  g/cm<sup>3</sup>  
 Phantom section: Flat Section

**DASY Configuration:**

Probe: ET3DV6 - SN1380; ConvF: (4.72,4.72,4.72); Calibrated: 8/12/2016;  
 Sensor-Surface: 4 mm (Mechanical Surface Detection (Locations From Previous Scan Used))  
 Electronics: DAE3 Sn442; Calibrated: 6/12/2016  
 Phantom: ELI v4.0 (30deg probe tilt); Type: QDOVA001BB; Serial: TP:1101  
 DASY52 52.8(1258); SEMCAD X Version 14.6.10 (7373)

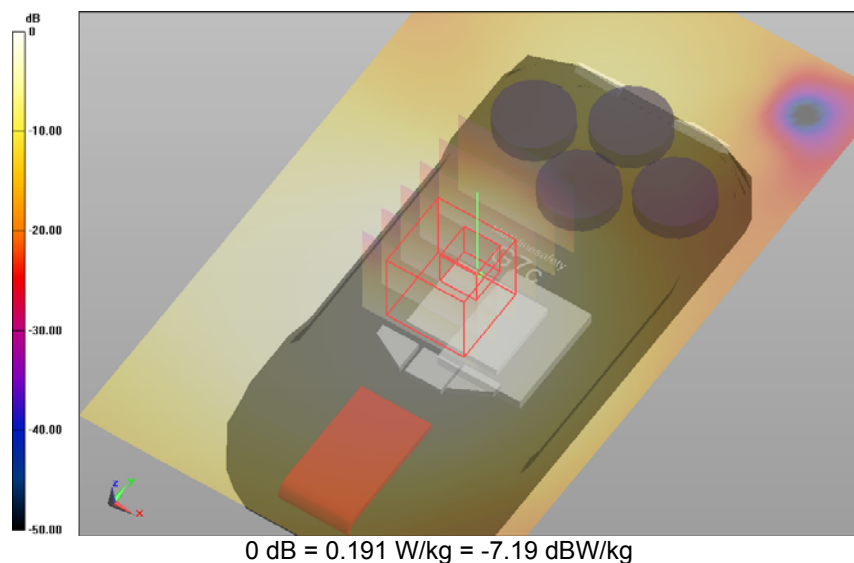
**Body Worn Belt Clip O2 CO H2S LEL Cartridge 16-03-17/Channel 9400 Test/Area Scan (71x121x1):** Interpolated grid:  $dx=1.5$  mm,  $dy=1.5$  mm; Maximum value of SAR (interpolated) = 0.191 W/kg

**Body Worn Belt Clip O2 CO H2S LEL Cartridge 16-03-17/Channel 9400 Test/Zoom Scan (21x26x36)/Cube 0:**

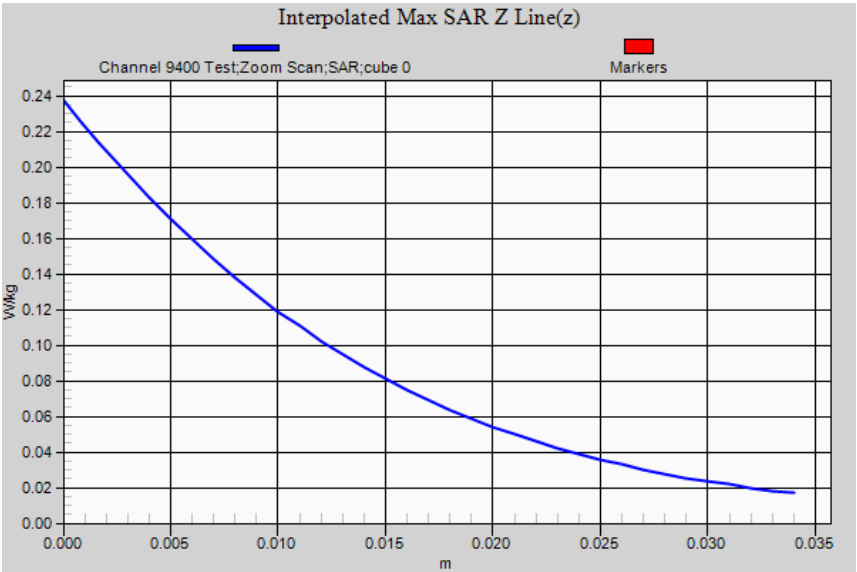
Interpolated grid:  $dx=1.6$  mm,  $dy=1.6$  mm,  $dz=1.0$  mm; Reference Value = 10.881 V/m; **Power Drift = -0.00 dB**

**Averaged SAR: SAR(1g) = 0.171 W/kg; SAR(10g) = 0.116 W/kg**

Maximum value of SAR (interpolated) = 0.237 W/kg



SAR Measurement Plot 62



Accredited for compliance with ISO/IEC 17025. The results of the test, calibrations and/or measurement included in this document are traceable to Australian/national standards. NATA is a signatory to the ILAC Mutual Recognition Arrangement for the mutual recognition of the equivalence of testing, calibration and inspection reports.

This document shall not be reproduced except in full.

Test Lab: EMCTech Test File: M170217 Body 1900 MHz 3G FCC.da52:2

**DUT Name: Blackline Safety GSM-3G Transmitter, Type: HMN: G7C, Serial: 3568000104**

**Configuration: Body Worn Belt Clip O2 CO H2S LEL Cartridge 16-03-17**

Communication System: 0 - WCDMA - UMTS; Communication System Band: Band 2 1850 MHz; Frequency: 1908 MHz, Communication System PAR: 0.00 dB; PMF: 1.00; Duty Cycle: 1:1.00  
Medium Parameters used:  $f=1907.38$  MHz;  $\sigma = 1.55$  S/m;  $\epsilon_r = 52.1$ ;  $\rho = 1000.0$  g/cm<sup>3</sup>  
Phantom section: Flat Section

**DASY Configuration:**

Probe: ET3DV6 - SN1380; ConvF: (4.72,4.72,4.72); Calibrated: 8/12/2016;  
Sensor-Surface: 4 mm (Mechanical Surface Detection (Locations From Previous Scan Used))  
Electronics: DAE3 Sn442; Calibrated: 6/12/2016  
Phantom: ELI v4.0 (30deg probe tilt); Type: QDOVA001BB; Serial: TP:1101  
DASY52 52.8.8(1258); SEMCAD X Version 14.6.10 (7373)

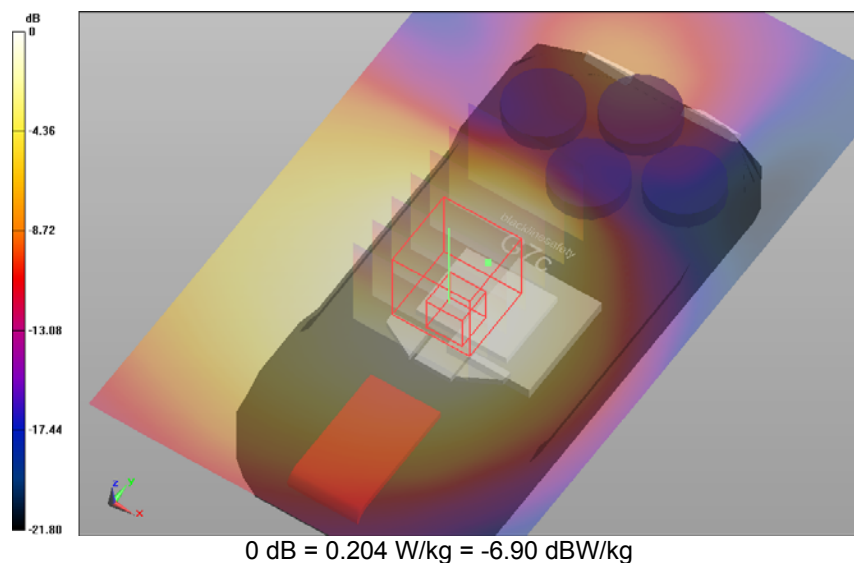
**Body Worn Belt Clip O2 CO H2S LEL Cartridge 16-03-17/Channel 9538 Test/Area Scan (71x121x1):** Interpolated grid: dx=1.5 mm, dy=1.5 mm; Maximum value of SAR (interpolated) = 0.204 W/kg

**Body Worn Belt Clip O2 CO H2S LEL Cartridge 16-03-17/Channel 9538 Test/Zoom Scan (21x31x36)/Cube 0:**

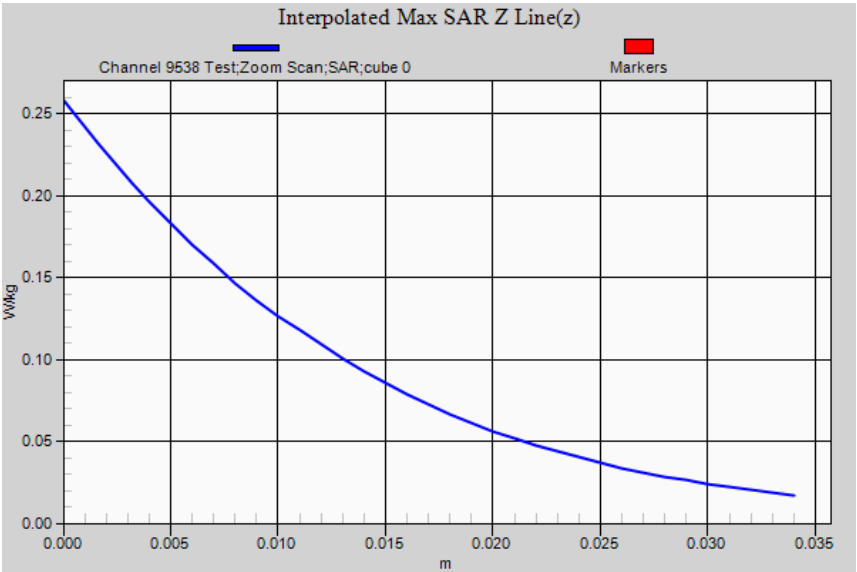
Interpolated grid: dx=1.6 mm, dy=1.6 mm, dz=1.0 mm; Reference Value = 11.212 V/m; Power Drift = -0.01 dB

**Averaged SAR: SAR(1g) = 0.184 W/kg; SAR(10g) = 0.124 W/kg**

Maximum value of SAR (interpolated) = 0.258 W/kg



SAR Measurement Plot 63



Accredited for compliance with ISO/IEC 17025. The results of the test, calibrations and/or measurement included in this document are traceable to Australian/national standards. NATA is a signatory to the ILAC Mutual Recognition Arrangement for the mutual recognition of the equivalence of testing, calibration and inspection reports.

This document shall not be reproduced except in full.

Test Lab: EMCTech Test File: M170217 Body 1900 MHz 3G FCC.da52:3

**DUT Name: Dipole 1950 MHz, Type: DV1950V3, Serial: 1113**

**Configuration: System Check 16-03-17**

Communication System: 0 - CW (0); Communication System Band: 1950 MHz; Frequency: 1950 MHz,  
Communication System PAR: 0.00 dB; PMF: 0.00; Duty Cycle: 1:1.00  
Medium Parameters used:  $f=1950.25$  MHz;  $\sigma = 1.57$  S/m;  $\epsilon_r = 52.0$ ;  $\rho = 1000.0$ g/cm<sup>3</sup>  
Phantom section: Flat Section

**DASY Configuration:**

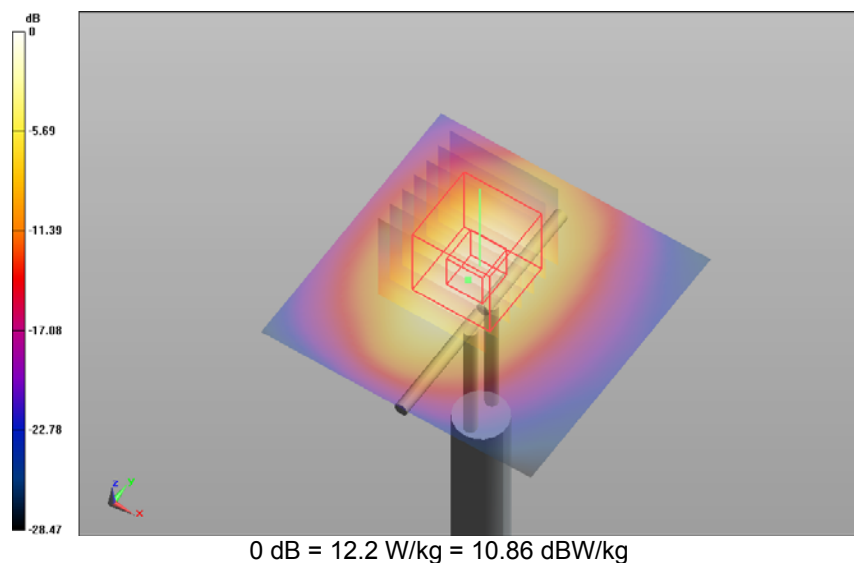
Probe: ET3DV6 - SN1380; ConvF: (4.76,4.76,4.76); Calibrated: 8/12/2016;  
Sensor-Surface: 4 mm (Mechanical Surface Detection)  
Electronics: DAE3 Sn442; Calibrated: 6/12/2016  
Phantom: ELI v4.0 (30deg probe tilt); Type: QDOVA001BB; Serial: TP:1101  
DASY52 52.8.8(1258); SEMCAD X Version 14.6.10 (7373)

**System Check 16-03-17/Channel 1 Test/Area Scan (51x51x1):** Interpolated grid: dx=1.5 mm, dy=1.5 mm;  
Maximum value of SAR (interpolated) = 12.200 W/kg

**System Check 16-03-17/Channel 1 Test/Zoom Scan (31x31x36)/Cube 0:** Interpolated grid: dx=1.0 mm, dy=1.0 mm, dz=1.0 mm; Reference Value = 90.517 V/m; **Power Drift = -0.02 dB**

**Averaged SAR: SAR(1g) = 9.930 W/kg; SAR(10g) = 5.250 W/kg**

Maximum value of SAR (interpolated) = 16.800 W/kg



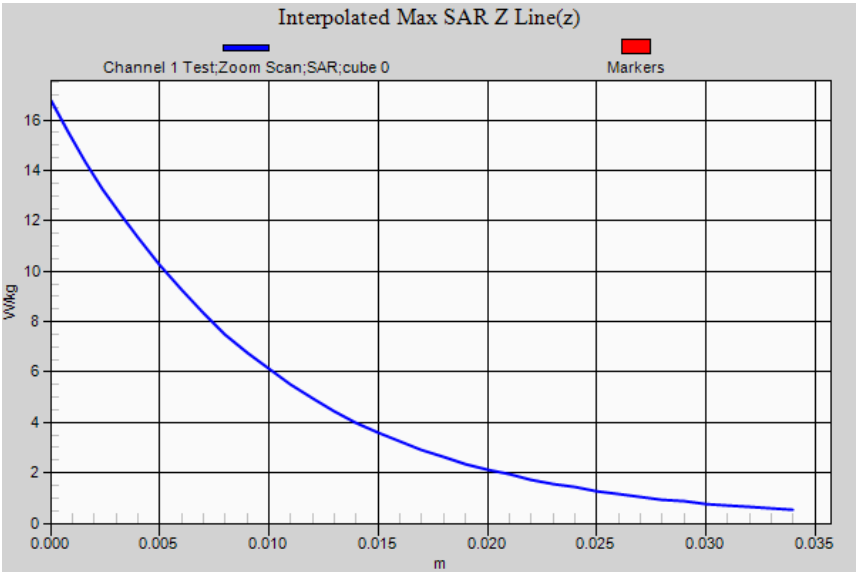
0 dB = 12.2 W/kg = 10.86 dBW/kg

SAR Measurement Plot 64



Accredited for compliance with ISO/IEC 17025. The results of the test, calibrations and/or measurement included in this document are traceable to Australian/national standards. NATA is a signatory to the ILAC Mutual Recognition Arrangement for the mutual recognition of the equivalence of testing, calibration and inspection reports.

This document shall not be reproduced except in full.



Accredited for compliance with ISO/IEC 17025. The results of the test, calibrations and/or measurement included in this document are traceable to Australian/national standards. NATA is a signatory to the ILAC Mutual Recognition Arrangement for the mutual recognition of the equivalence of testing, calibration and inspection reports.

This document shall not be reproduced except in full.



Test Lab: EMCTech

Test File: M170217 Head 1900 MHz GSM FCC.da52:0

**DUT Name: Blackline Safety GSM-3G Transmitter, Type: HMN: G7C, Serial: 3566000154****Configuration: Face Frontal 10mm Spacing Standard Cartridge GPRS Class 8 08-03-17**

Communication System: 0 - Generic GSM; Communication System Band: PCS 1900 (1850.0 - 1910.0 MHz);

Frequency: 1850 MHz, Communication System PAR: 9.19 dB; PMF: 2.88; Duty Cycle: 1:8.30

Medium Parameters used:  $f=1850.5$  MHz;  $\sigma = 1.41$  S/m;  $\epsilon_r = 39.8$ ;  $\rho = 1000.0$  g/cm<sup>3</sup>

Phantom section: Flat Section

**DASY Configuration:**

Probe: ET3DV6 - SN1380; ConvF: (5.18,5.18,5.18); Calibrated: 8/12/2016;

Sensor-Surface: 4 mm (Mechanical Surface Detection (Locations From Previous Scan Used))


Electronics: DAE3 Sn442; Calibrated: 6/12/2016

Phantom: SAM 22; Type: SAM 22; Serial: 1260

DASY52 52.8.8(1258); SEMCAD X Version 14.6.10 (7373)

**Face Frontal 10mm Spacing Standard Cartridge GPRS Class 8 08-03-17/Channel 512 Test/Area Scan (71x121x1):** Interpolated grid:  $dx=1.5$  mm,  $dy=1.5$  mm; Maximum value of SAR (interpolated) = 0.295 W/kg**Face Frontal 10mm Spacing Standard Cartridge GPRS Class 8 08-03-17/Channel 512 Test/Zoom Scan (21x21x36)/Cube 0:** Interpolated grid:  $dx=1.6$  mm,  $dy=1.6$  mm,  $dz=1.0$  mm; Reference Value = 10.210 V/m;**Power Drift = -0.02 dB****Averaged SAR: SAR(1g) = 0.273 W/kg; SAR(10g) = 0.157 W/kg**

Maximum value of SAR (interpolated) = 0.479 W/kg

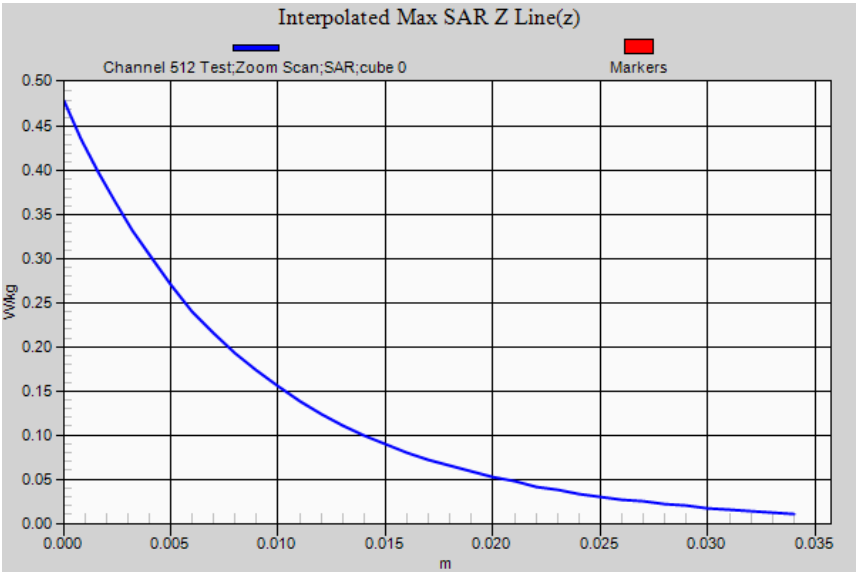


SAR Measurement Plot 65



Accredited for compliance with ISO/IEC 17025. The results of the test, calibrations and/or measurement included in this document are traceable to Australian/national standards. NATA is a signatory to the ILAC Mutual Recognition Arrangement for the mutual recognition of the equivalence of testing, calibration and inspection reports.

This document shall not be reproduced except in full.



Accredited for compliance with ISO/IEC 17025. The results of the test, calibrations and/or measurement included in this document are traceable to Australian/national standards. NATA is a signatory to the ILAC Mutual Recognition Arrangement for the mutual recognition of the equivalence of testing, calibration and inspection reports.

This document shall not be reproduced except in full.

Test Lab: EMCTech

Test File: M170217 Head 1900 MHz GSM FCC.da52:0

**DUT Name: Blackline Safety GSM-3G Transmitter, Type: HMN: G7C, Serial: 3566000154****Configuration: Face Frontal 10mm Spacing Standard Cartridge GPRS Class 8 08-03-17**

Communication System: 0 - Generic GSM; Communication System Band: PCS 1900 (1850.0 - 1910.0 MHz);

Frequency: 1880 MHz; Communication System PAR: 9.19 dB; PMF: 2.88; Duty Cycle: 1:8.30

Medium Parameters used:  $f=1880.25$  MHz;  $\sigma = 1.43$  S/m;  $\epsilon_r = 39.8$ ;  $\rho = 1000.0$  g/cm<sup>3</sup>

Phantom section: Flat Section

**DASY Configuration:**

Probe: ET3DV6 - SN1380; ConvF: (5.18,5.18,5.18); Calibrated: 8/12/2016;

Sensor-Surface: 4 mm (Mechanical Surface Detection (Locations From Previous Scan Used))

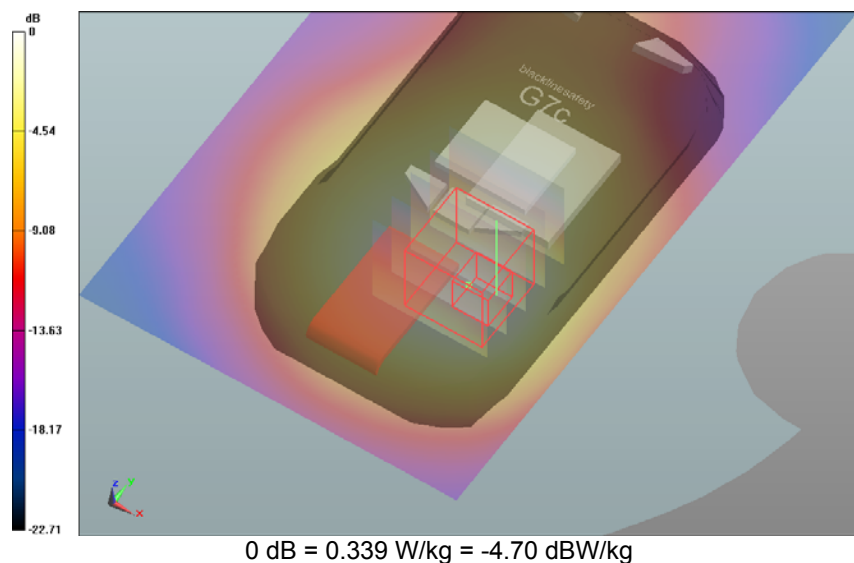
Electronics: DAE3 Sn442; Calibrated: 6/12/2016

Phantom: SAM 22; Type: SAM 22; Serial: 1260

DASY52 52.8.8(1258); SEMCAD X Version 14.6.10 (7373)

**Face Frontal 10mm Spacing Standard Cartridge GPRS Class 8 08-03-17/Channel 661 Test/Area Scan (71x121x1):** Interpolated grid:  $dx=1.5$  mm,  $dy=1.5$  mm; Maximum value of SAR (interpolated) = 0.339 W/kg**Face Frontal 10mm Spacing Standard Cartridge GPRS Class 8 08-03-17/Channel 661 Test/Zoom Scan (21x21x36)/Cube 0:** Interpolated grid:  $dx=1.6$  mm,  $dy=1.6$  mm,  $dz=1.0$  mm; Reference Value = 11.148 V/m;**Power Drift = 0.03 dB****Averaged SAR: SAR(1g) = 0.313 W/kg; SAR(10g) = 0.181 W/kg**

Maximum value of SAR (interpolated) = 0.547 W/kg

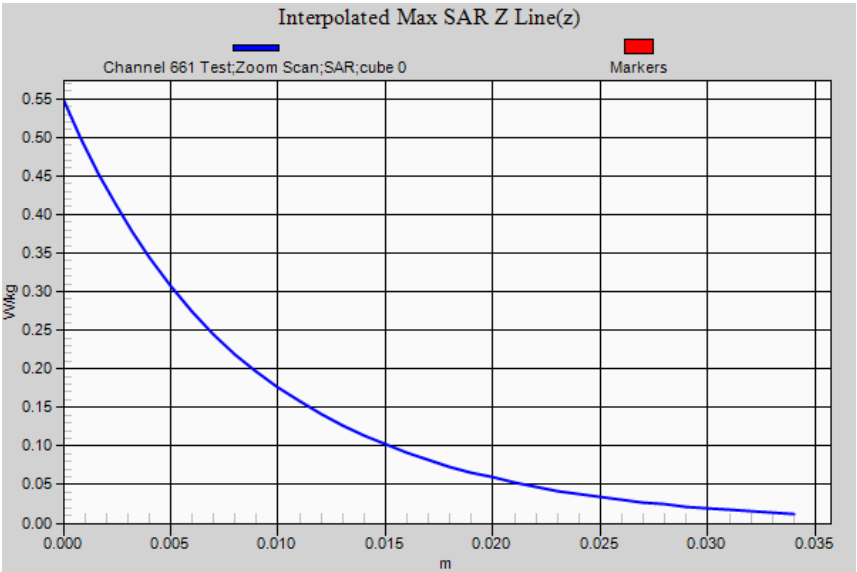


SAR Measurement Plot 66



Accredited for compliance with ISO/IEC 17025. The results of the test, calibrations and/or measurement included in this document are traceable to Australian/national standards. NATA is a signatory to the ILAC Mutual Recognition Arrangement for the mutual recognition of the equivalence of testing, calibration and inspection reports.

This document shall not be reproduced except in full.



Accredited for compliance with ISO/IEC 17025. The results of the test, calibrations and/or measurement included in this document are traceable to Australian/national standards. NATA is a signatory to the ILAC Mutual Recognition Arrangement for the mutual recognition of the equivalence of testing, calibration and inspection reports.

This document shall not be reproduced except in full.

Test Lab: EMCTech

Test File: M170217 Head 1900 MHz GSM FCC.da52:0

**DUT Name: Blackline Safety GSM-3G Transmitter, Type: HMN: G7C, Serial: 3566000154****Configuration: Face Frontal 10mm Spacing Standard Cartridge GPRS Class 8 08-03-17**

Communication System: 0 - Generic GSM; Communication System Band: PCS 1900 (1850.0 - 1910.0 MHz);

Frequency: 1910 MHz; Communication System PAR: 9.19 dB; PMF: 2.88; Duty Cycle: 1:8.30

Medium Parameters used:  $f=1910$  MHz;  $\sigma = 1.45$  S/m;  $\epsilon_r = 39.7$ ;  $\rho = 1000.0$  g/cm<sup>3</sup>

Phantom section: Flat Section

**DASY Configuration:**

Probe: ET3DV6 - SN1380; ConvF: (5.18,5.18,5.18); Calibrated: 8/12/2016;

Sensor-Surface: 4 mm (Mechanical Surface Detection (Locations From Previous Scan Used))

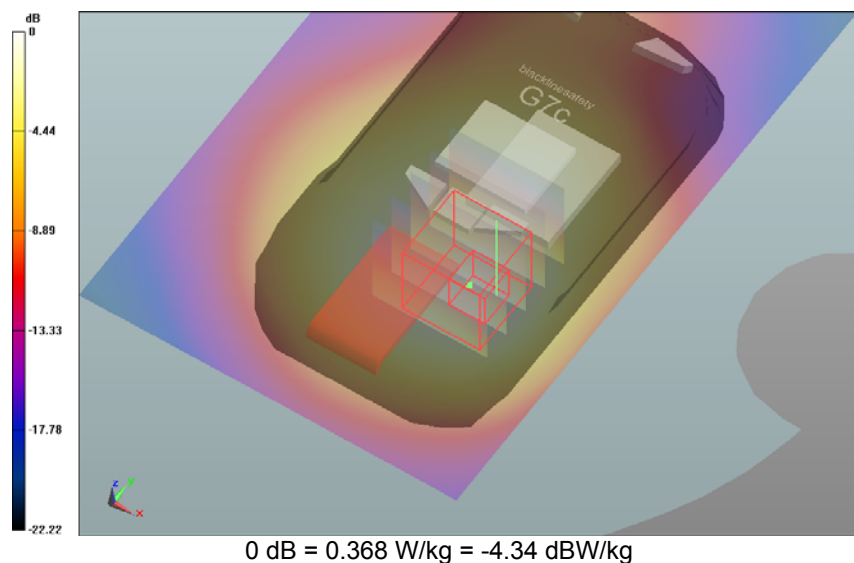
Electronics: DAE3 Sn442; Calibrated: 6/12/2016

Phantom: SAM 22; Type: SAM 22; Serial: 1260

DASY52 52.8.8(1258); SEMCAD X Version 14.6.10 (7373)

**Face Frontal 10mm Spacing Standard Cartridge GPRS Class 8 08-03-17/Channel 810 Test/Area Scan (71x121x1):** Interpolated grid:  $dx=1.5$  mm,  $dy=1.5$  mm; Maximum value of SAR (interpolated) = 0.368 W/kg**Face Frontal 10mm Spacing Standard Cartridge GPRS Class 8 08-03-17/Channel 810 Test/Zoom Scan (21x21x36)/Cube 0:** Interpolated grid:  $dx=1.6$  mm,  $dy=1.6$  mm,  $dz=1.0$  mm; Reference Value = 11.958 V/m;**Power Drift = 0.01 dB****Averaged SAR: SAR(1g) = 0.341 W/kg; SAR(10g) = 0.197 W/kg**

Maximum value of SAR (interpolated) = 0.604 W/kg



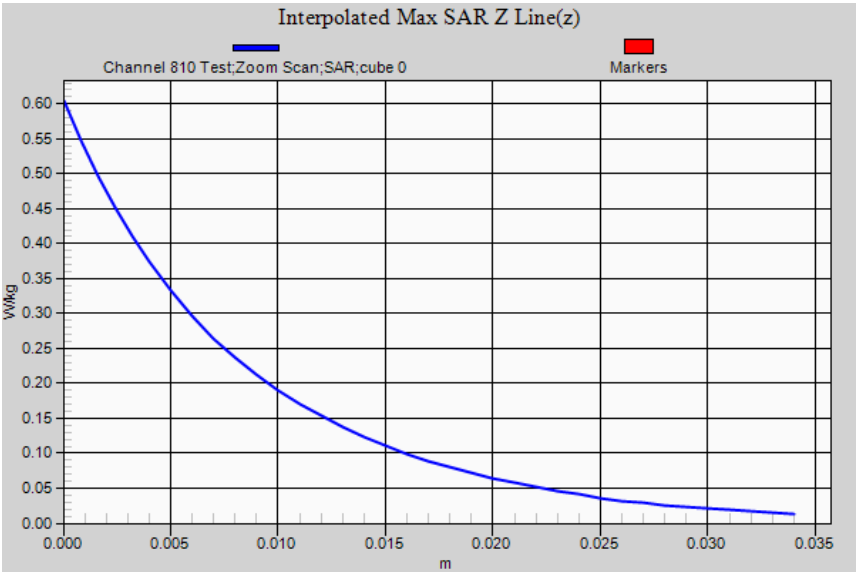
0 dB = 0.368 W/kg = -4.34 dBW/kg

SAR Measurement Plot 67



Accredited for compliance with ISO/IEC 17025. The results of the test, calibrations and/or measurement included in this document are traceable to Australian/national standards. NATA is a signatory to the ILAC Mutual Recognition Arrangement for the mutual recognition of the equivalence of testing, calibration and inspection reports.

This document shall not be reproduced except in full.



Accredited for compliance with ISO/IEC 17025. The results of the test, calibrations and/or measurement included in this document are traceable to Australian/national standards. NATA is a signatory to the ILAC Mutual Recognition Arrangement for the mutual recognition of the equivalence of testing, calibration and inspection reports.

This document shall not be reproduced except in full.

Test Lab: EMCTech

Test File: M170217 Head 1900 MHz GSM FCC.da52:1

**DUT Name: Blackline Safety GSM-3G Transmitter, Type: HMN: G7C, Serial: 3566000154****Configuration: Face Frontal 10mm Spacing H2S Cartridge GPRS Class 8 08-03-17**

Communication System: 0 - Generic GSM; Communication System Band: PCS 1900 (1850.0 - 1910.0 MHz);

Frequency: 1850 MHz; Communication System PAR: 9.19 dB; PMF: 2.88; Duty Cycle: 1:8.30

Medium Parameters used:  $f=1850.5$  MHz;  $\sigma = 1.41$  S/m;  $\epsilon_r = 39.8$ ;  $\rho = 1000.0\text{g/cm}^3$ 

Phantom section: Flat Section

**DASY Configuration:**

Probe: ET3DV6 - SN1380; ConvF: (5.18,5.18,5.18); Calibrated: 8/12/2016;

Sensor-Surface: 4 mm (Mechanical Surface Detection (Locations From Previous Scan Used))

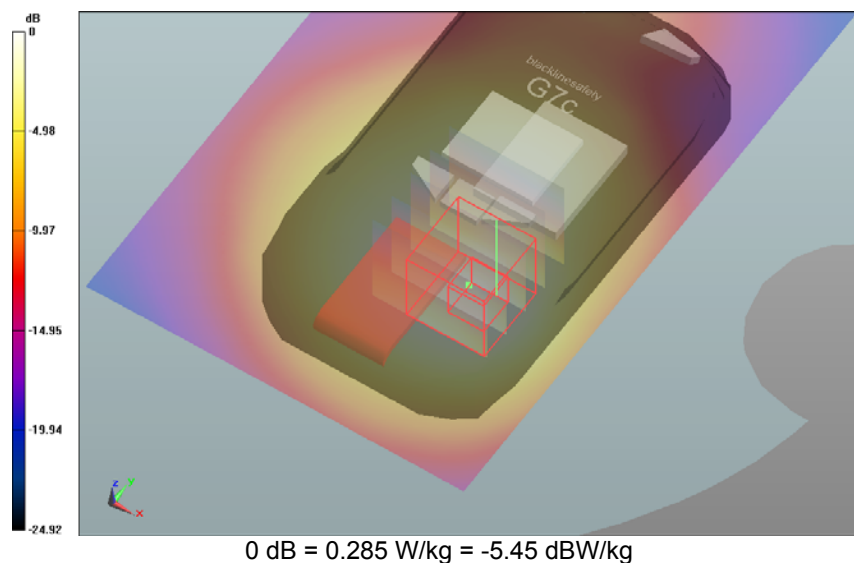
Electronics: DAE3 Sn442; Calibrated: 6/12/2016

Phantom: SAM 22; Type: SAM 22; Serial: 1260

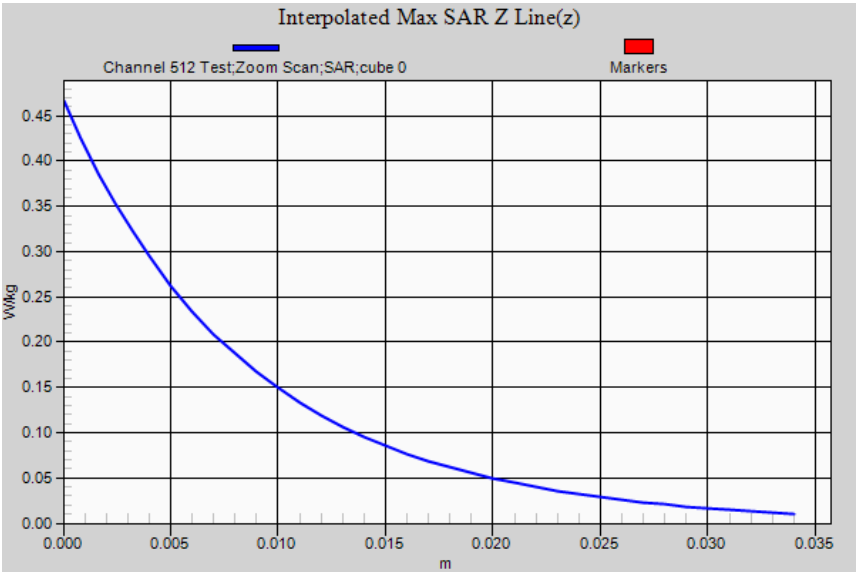
DASY52 52.8.8(1258); SEMCAD X Version 14.6.10 (7373)

**Face Frontal 10mm Spacing H2S Cartridge GPRS Class 8 08-03-17/Channel 512 Test/Area Scan (71x121x1):**Interpolated grid:  $dx=1.5$  mm,  $dy=1.5$  mm; Maximum value of SAR (interpolated) = 0.285 W/kg**Face Frontal 10mm Spacing H2S Cartridge GPRS Class 8 08-03-17/Channel 512 Test/Zoom Scan****(21x21x36)/Cube 0:** Interpolated grid:  $dx=1.6$  mm,  $dy=1.6$  mm,  $dz=1.0$  mm; Reference Value = 10.242 V/m;**Power Drift = 0.01 dB****Averaged SAR: SAR(1g) = 0.265 W/kg; SAR(10g) = 0.151 W/kg**

Maximum value of SAR (interpolated) = 0.466 W/kg



SAR Measurement Plot 68



Accredited for compliance with ISO/IEC 17025. The results of the test, calibrations and/or measurement included in this document are traceable to Australian/national standards. NATA is a signatory to the ILAC Mutual Recognition Arrangement for the mutual recognition of the equivalence of testing, calibration and inspection reports.

This document shall not be reproduced except in full.



Test Lab: EMCTech

Test File: M170217 Head 1900 MHz GSM FCC.da52:1

**DUT Name: Blackline Safety GSM-3G Transmitter, Type: HMN: G7C, Serial: 3566000154****Configuration: Face Frontal 10mm Spacing H2S Cartridge GPRS Class 8 08-03-17**

Communication System: 0 - Generic GSM; Communication System Band: PCS 1900 (1850.0 - 1910.0 MHz);

Frequency: 1880 MHz; Communication System PAR: 9.19 dB; PMF: 2.88; Duty Cycle: 1:8.30

Medium Parameters used:  $f=1880.25$  MHz;  $\sigma = 1.43$  S/m;  $\epsilon_r = 39.8$ ;  $\rho = 1000.0$  g/cm<sup>3</sup>

Phantom section: Flat Section

**DASY Configuration:**

Probe: ET3DV6 - SN1380; ConvF: (5.18,5.18,5.18); Calibrated: 8/12/2016;

Sensor-Surface: 4 mm (Mechanical Surface Detection (Locations From Previous Scan Used))

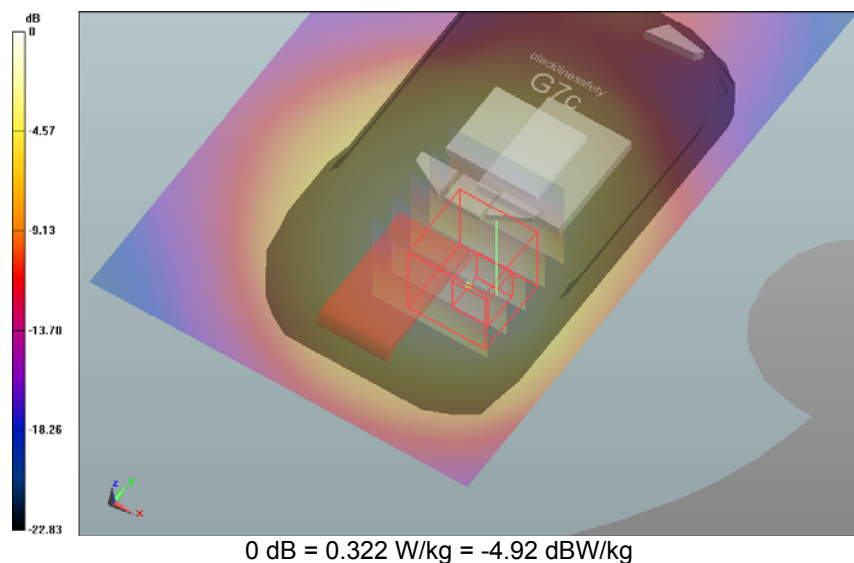
Electronics: DAE3 Sn442; Calibrated: 6/12/2016

Phantom: SAM 22; Type: SAM 22; Serial: 1260

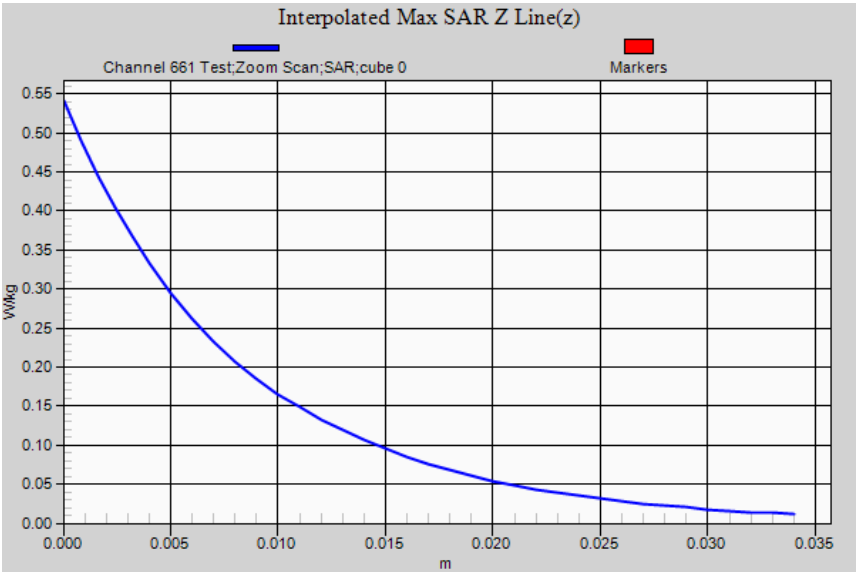
DASY52 52.8.8(1258); SEMCAD X Version 14.6.10 (7373)

**Face Frontal 10mm Spacing H2S Cartridge GPRS Class 8 08-03-17/Channel 661 Test/Area Scan (71x121x1):**Interpolated grid:  $dx=1.5$  mm,  $dy=1.5$  mm; Maximum value of SAR (interpolated) = 0.322 W/kg**Face Frontal 10mm Spacing H2S Cartridge GPRS Class 8 08-03-17/Channel 661 Test/Zoom Scan****(21x21x36)/Cube 0:** Interpolated grid:  $dx=1.6$  mm,  $dy=1.6$  mm,  $dz=1.0$  mm; Reference Value = 11.185 V/m;**Power Drift = -0.01 dB****Averaged SAR: SAR(1g) = 0.299 W/kg; SAR(10g) = 0.169 W/kg**

Maximum value of SAR (interpolated) = 0.541 W/kg



SAR Measurement Plot 69



Accredited for compliance with ISO/IEC 17025. The results of the test, calibrations and/or measurement included in this document are traceable to Australian/national standards. NATA is a signatory to the ILAC Mutual Recognition Arrangement for the mutual recognition of the equivalence of testing, calibration and inspection reports.

This document shall not be reproduced except in full.

Test Lab: EMCTech

Test File: M170217 Head 1900 MHz GSM FCC.da52:1

**DUT Name: Blackline Safety GSM-3G Transmitter, Type: HMN: G7C, Serial: 3566000154****Configuration: Face Frontal 10mm Spacing H2S Cartridge GPRS Class 8 08-03-17**

Communication System: 0 - Generic GSM; Communication System Band: PCS 1900 (1850.0 - 1910.0 MHz);

Frequency: 1910 MHz; Communication System PAR: 9.19 dB; PMF: 2.88; Duty Cycle: 1:8.30

Medium Parameters used:  $f=1910$  MHz;  $\sigma = 1.45$  S/m;  $\epsilon_r = 39.7$ ;  $\rho = 1000.0$  g/cm<sup>3</sup>

Phantom section: Flat Section

**DASY Configuration:**

Probe: ET3DV6 - SN1380; ConvF: (5.18,5.18,5.18); Calibrated: 8/12/2016;

Sensor-Surface: 4 mm (Mechanical Surface Detection (Locations From Previous Scan Used))

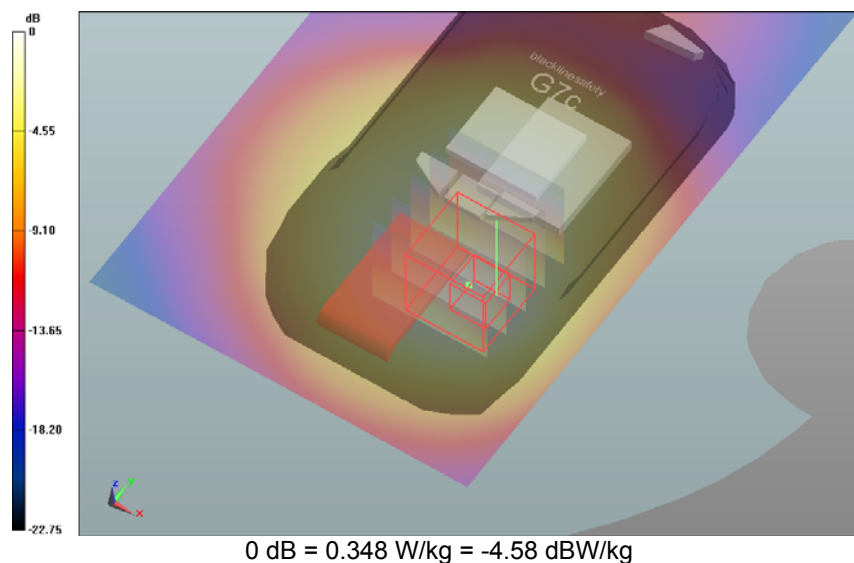
Electronics: DAE3 Sn442; Calibrated: 6/12/2016

Phantom: SAM 22; Type: SAM 22; Serial: 1260

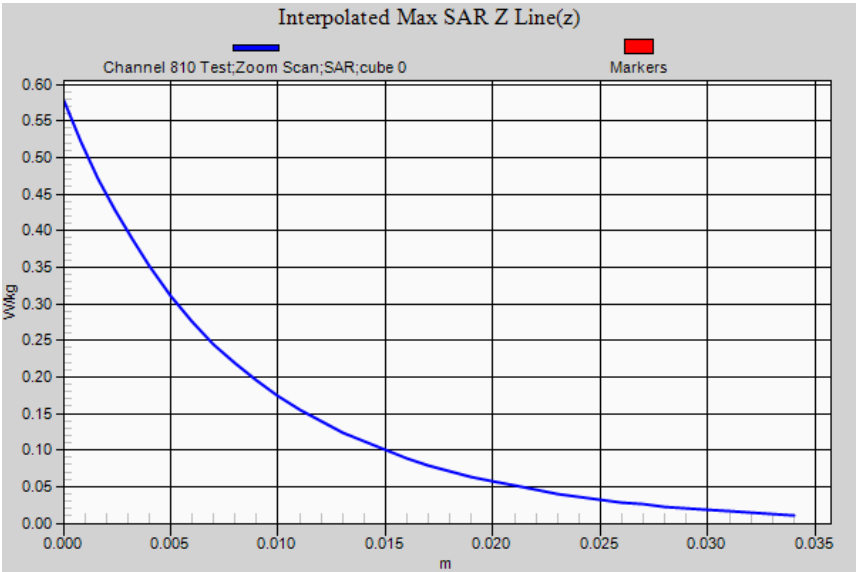
DASY52 52.8.8(1258); SEMCAD X Version 14.6.10 (7373)

**Face Frontal 10mm Spacing H2S Cartridge GPRS Class 8 08-03-17/Channel 810 Test/Area Scan (71x121x1):**Interpolated grid:  $dx=1.5$  mm,  $dy=1.5$  mm; Maximum value of SAR (interpolated) = 0.348 W/kg**Face Frontal 10mm Spacing H2S Cartridge GPRS Class 8 08-03-17/Channel 810 Test/Zoom Scan****(21x21x36)/Cube 0:** Interpolated grid:  $dx=1.6$  mm,  $dy=1.6$  mm,  $dz=1.0$  mm; Reference Value = 12.059 V/m;**Power Drift = -0.04 dB****Averaged SAR: SAR(1g) = 0.319 W/kg; SAR(10g) = 0.182 W/kg**

Maximum value of SAR (interpolated) = 0.577 W/kg



SAR Measurement Plot 70



Accredited for compliance with ISO/IEC 17025. The results of the test, calibrations and/or measurement included in this document are traceable to Australian/national standards. NATA is a signatory to the ILAC Mutual Recognition Arrangement for the mutual recognition of the equivalence of testing, calibration and inspection reports.

This document shall not be reproduced except in full.

Test Lab: EMCTech

Test File: M170217 Head 1900 MHz GSM FCC.da52:2

**DUT Name: Blackline Safety GSM-3G Transmitter, Type: HMN: G7C, Serial: 3568000104****Configuration: Face Frontal 10mm Spacing O2 CO H2S LEL Cartridge GPRS Class 8 08-03-17**

Communication System: 0 - Generic GSM; Communication System Band: PCS 1900 (1850.0 - 1910.0 MHz);

Frequency: 1850 MHz; Communication System PAR: 9.19 dB; PMF: 2.88; Duty Cycle: 1:8.30

Medium Parameters used:  $f=1850.5$  MHz;  $\sigma = 1.41$  S/m;  $\epsilon_r = 39.8$ ;  $\rho = 1000.0\text{g/cm}^3$ 

Phantom section: Flat Section

**DASY Configuration:**

Probe: ET3DV6 - SN1380; ConvF: (5.18,5.18,5.18); Calibrated: 8/12/2016;

Sensor-Surface: 4 mm (Mechanical Surface Detection (Locations From Previous Scan Used))

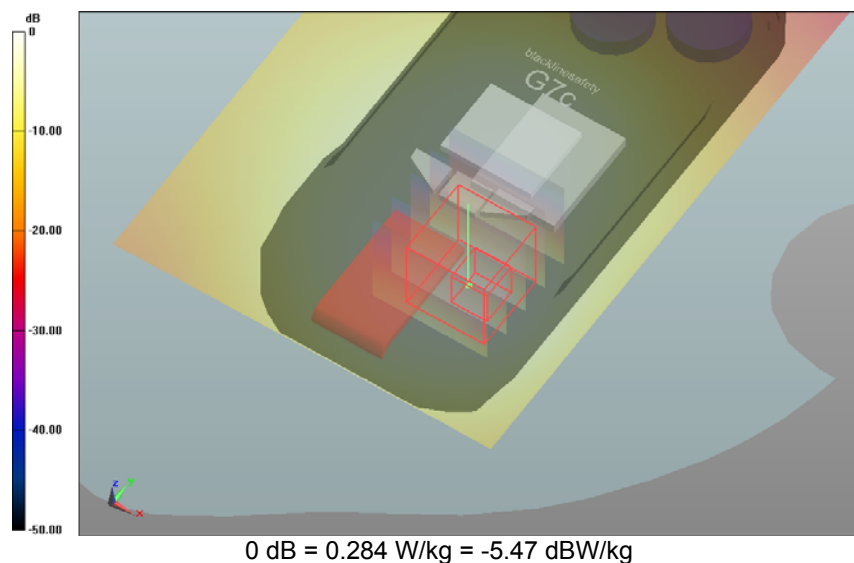
Electronics: DAE3 Sn442; Calibrated: 6/12/2016

Phantom: SAM 22; Type: SAM 22; Serial: 1260

DASY52 52.8.8(1258); SEMCAD X Version 14.6.10 (7373)

**Face Frontal 10mm Spacing O2 CO H2S LEL Cartridge GPRS Class 8 08-03-17/Channel 512 Test/Area Scan (71x121x1):** Interpolated grid:  $dx=1.5$  mm,  $dy=1.5$  mm; Maximum value of SAR (interpolated) = 0.284 W/kg**Face Frontal 10mm Spacing O2 CO H2S LEL Cartridge GPRS Class 8 08-03-17/Channel 512 Test/Zoom Scan (21x21x36)/Cube 0:** Interpolated grid:  $dx=1.6$  mm,  $dy=1.6$  mm,  $dz=1.0$  mm; Reference Value = 10.325 V/m; Power Drift = -0.02 dB**Averaged SAR: SAR(1g) = 0.272 W/kg; SAR(10g) = 0.151 W/kg**

Maximum value of SAR (interpolated) = 0.493 W/kg

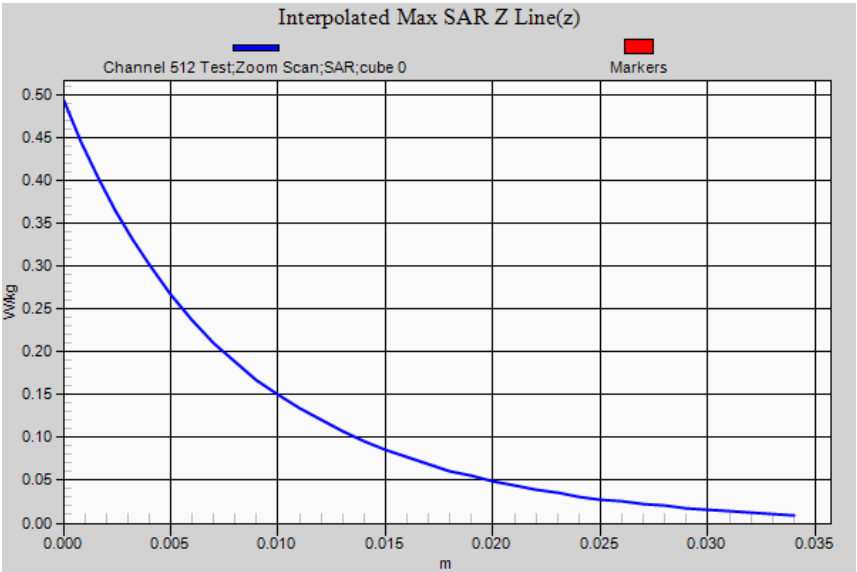


SAR Measurement Plot 71



Accredited for compliance with ISO/IEC 17025. The results of the test, calibrations and/or measurement included in this document are traceable to Australian/national standards. NATA is a signatory to the ILAC Mutual Recognition Arrangement for the mutual recognition of the equivalence of testing, calibration and inspection reports.

This document shall not be reproduced except in full.



Accredited for compliance with ISO/IEC 17025. The results of the test, calibrations and/or measurement included in this document are traceable to Australian/national standards. NATA is a signatory to the ILAC Mutual Recognition Arrangement for the mutual recognition of the equivalence of testing, calibration and inspection reports.

This document shall not be reproduced except in full.

Test Lab: EMCTech

Test File: M170217 Head 1900 MHz GSM FCC.da52:2

**DUT Name: Blackline Safety GSM-3G Transmitter, Type: HMN: G7C, Serial: 3568000104****Configuration: Face Frontal 10mm Spacing O2 CO H2S LEL Cartridge GPRS Class 8 08-03-17**

Communication System: 0 - Generic GSM; Communication System Band: PCS 1900 (1850.0 - 1910.0 MHz);

Frequency: 1880 MHz; Communication System PAR: 9.19 dB; PMF: 2.88; Duty Cycle: 1:8.30

Medium Parameters used:  $f=1880.25$  MHz;  $\sigma = 1.43$  S/m;  $\epsilon_r = 39.8$ ;  $\rho = 1000.0$  g/cm<sup>3</sup>

Phantom section: Flat Section

**DASY Configuration:**

Probe: ET3DV6 - SN1380; ConvF: (5.18,5.18,5.18); Calibrated: 8/12/2016;

Sensor-Surface: 4 mm (Mechanical Surface Detection (Locations From Previous Scan Used))

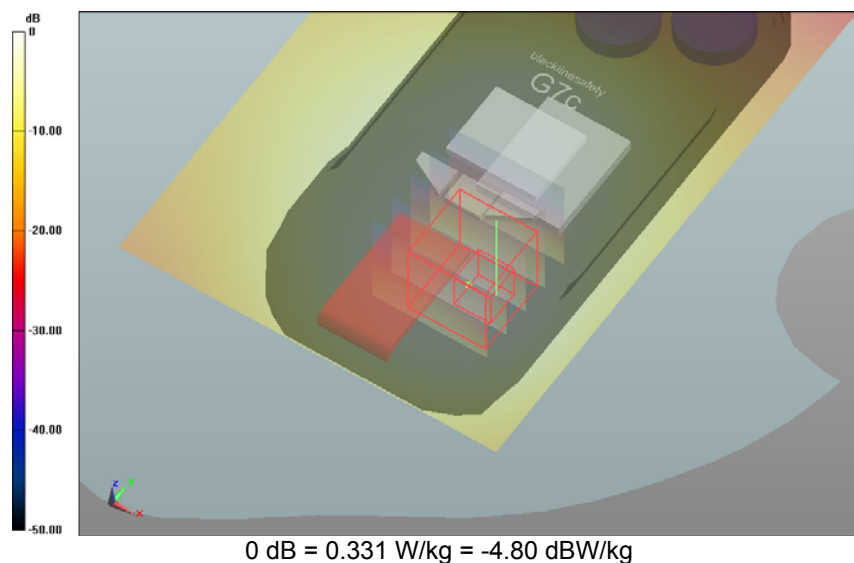
Electronics: DAE3 Sn442; Calibrated: 6/12/2016

Phantom: SAM 22; Type: SAM 22; Serial: 1260

DASY52 52.8.8(1258); SEMCAD X Version 14.6.10 (7373)

**Face Frontal 10mm Spacing O2 CO H2S LEL Cartridge GPRS Class 8 08-03-17/Channel 661 Test/Area Scan (71x121x1):** Interpolated grid: dx=1.5 mm, dy=1.5 mm; Maximum value of SAR (interpolated) = 0.331 W/kg**Face Frontal 10mm Spacing O2 CO H2S LEL Cartridge GPRS Class 8 08-03-17/Channel 661 Test/Zoom Scan (21x21x36)/Cube 0:** Interpolated grid: dx=1.6 mm, dy=1.6 mm, dz=1.0 mm; Reference Value = 11.287 V/m; **Power Drift = -0.01 dB****Averaged SAR: SAR(1g) = 0.313 W/kg; SAR(10g) = 0.175 W/kg**

Maximum value of SAR (interpolated) = 0.574 W/kg

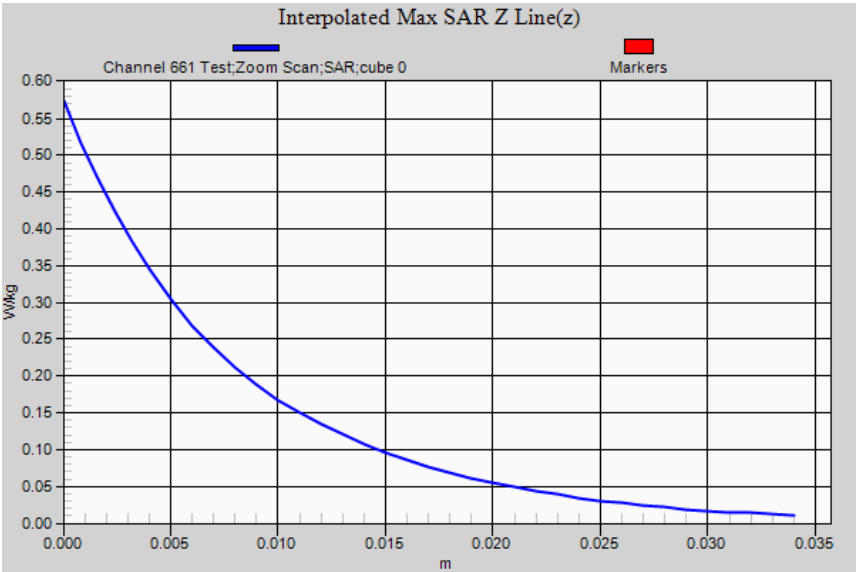


SAR Measurement Plot 72



Accredited for compliance with ISO/IEC 17025. The results of the test, calibrations and/or measurement included in this document are traceable to Australian/national standards. NATA is a signatory to the ILAC Mutual Recognition Arrangement for the mutual recognition of the equivalence of testing, calibration and inspection reports.

This document shall not be reproduced except in full.



Accredited for compliance with ISO/IEC 17025. The results of the test, calibrations and/or measurement included in this document are traceable to Australian/national standards. NATA is a signatory to the ILAC Mutual Recognition Arrangement for the mutual recognition of the equivalence of testing, calibration and inspection reports.

This document shall not be reproduced except in full.



Test Lab: EMCTech

Test File: M170217 Head 1900 MHz GSM FCC.da52:2

**DUT Name: Blackline Safety GSM-3G Transmitter, Type: HMN: G7C, Serial: 3568000104****Configuration: Face Frontal 10mm Spacing O2 CO H2S LEL Cartridge GPRS Class 8 08-03-17**

Communication System: 0 - Generic GSM; Communication System Band: PCS 1900 (1850.0 - 1910.0 MHz);

Frequency: 1910 MHz; Communication System PAR: 9.19 dB; PMF: 2.88; Duty Cycle: 1:8.30

Medium Parameters used:  $f=1910$  MHz;  $\sigma = 1.45$  S/m;  $\epsilon_r = 39.7$ ;  $\rho = 1000.0$ g/cm<sup>3</sup>

Phantom section: Flat Section

**DASY Configuration:**

Probe: ET3DV6 - SN1380; ConvF: (5.18,5.18,5.18); Calibrated: 8/12/2016;

Sensor-Surface: 4 mm (Mechanical Surface Detection (Locations From Previous Scan Used))

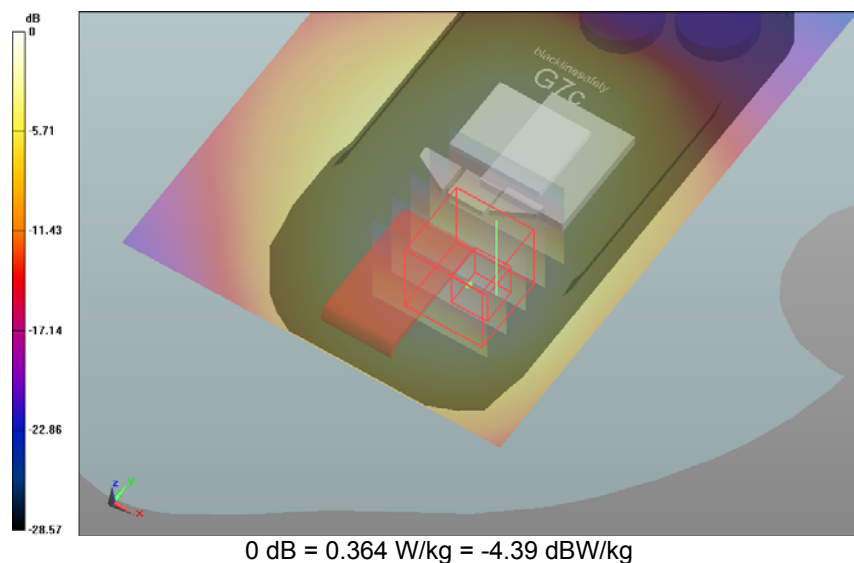
Electronics: DAE3 Sn442; Calibrated: 6/12/2016

Phantom: SAM 22; Type: SAM 22; Serial: 1260

DASY52 52.8.8(1258); SEMCAD X Version 14.6.10 (7373)

**Face Frontal 10mm Spacing O2 CO H2S LEL Cartridge GPRS Class 8 08-03-17/Channel 810 Test/Area Scan (71x121x1):** Interpolated grid:  $dx=1.5$  mm,  $dy=1.5$  mm; Maximum value of SAR (interpolated) = 0.364 W/kg**Face Frontal 10mm Spacing O2 CO H2S LEL Cartridge GPRS Class 8 08-03-17/Channel 810 Test/Zoom Scan (21x21x36)/Cube 0:** Interpolated grid:  $dx=1.6$  mm,  $dy=1.6$  mm,  $dz=1.0$  mm; Reference Value = 12.195 V/m; **Power Drift = -0.07 dB****Averaged SAR: SAR(1g) = 0.337 W/kg; SAR(10g) = 0.191 W/kg**

Maximum value of SAR (interpolated) = 0.610 W/kg

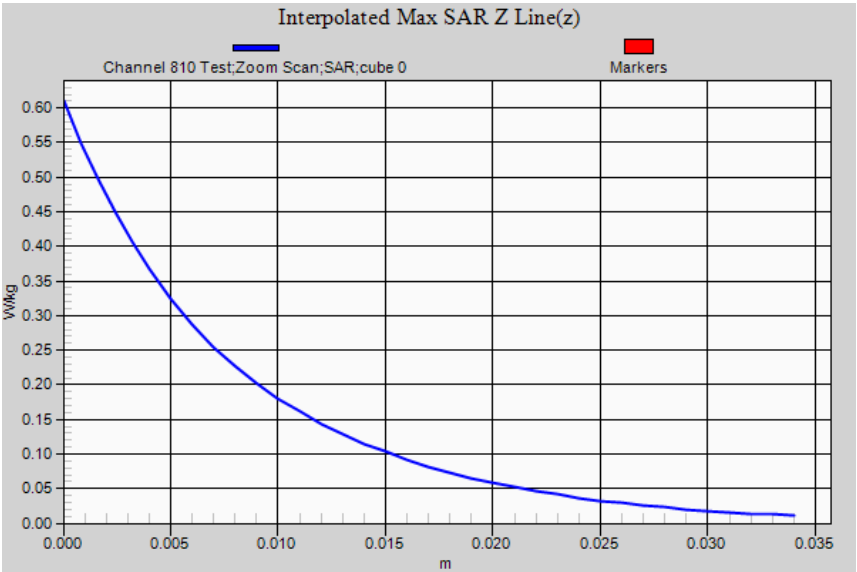


SAR Measurement Plot 73



Accredited for compliance with ISO/IEC 17025. The results of the test, calibrations and/or measurement included in this document are traceable to Australian/national standards. NATA is a signatory to the ILAC Mutual Recognition Arrangement for the mutual recognition of the equivalence of testing, calibration and inspection reports.

This document shall not be reproduced except in full.



Accredited for compliance with ISO/IEC 17025. The results of the test, calibrations and/or measurement included in this document are traceable to Australian/national standards. NATA is a signatory to the ILAC Mutual Recognition Arrangement for the mutual recognition of the equivalence of testing, calibration and inspection reports.

This document shall not be reproduced except in full.

Test Lab: EMCTech

Test File: M170217 Head 1900 MHz GSM FCC.da52:3

**DUT Name: Dipole 1950 MHz, Type: DV1950V3, Serial: 1113****Configuration: System Check 08-03-17**

Communication System: 0 - CW (0); Communication System Band: 1950 MHz; Frequency: 1950 MHz,

Communication System PAR: 0.00 dB; PMF: 0.00; Duty Cycle: 1:1.00

Medium Parameters used:  $f=1950.25$  MHz;  $\sigma = 1.46$  S/m;  $\epsilon_r = 39.6$ ;  $\rho = 1000.0$  g/cm<sup>3</sup>

Phantom section: Flat Section

**DASY Configuration:**

Probe: ET3DV6 - SN1380; ConvF: (4.98,4.98,4.98); Calibrated: 8/12/2016;

Sensor-Surface: 4 mm (Mechanical Surface Detection)

Electronics: DAE3 Sn442; Calibrated: 6/12/2016

Phantom: SAM 22; Type: SAM 22; Serial: 1260

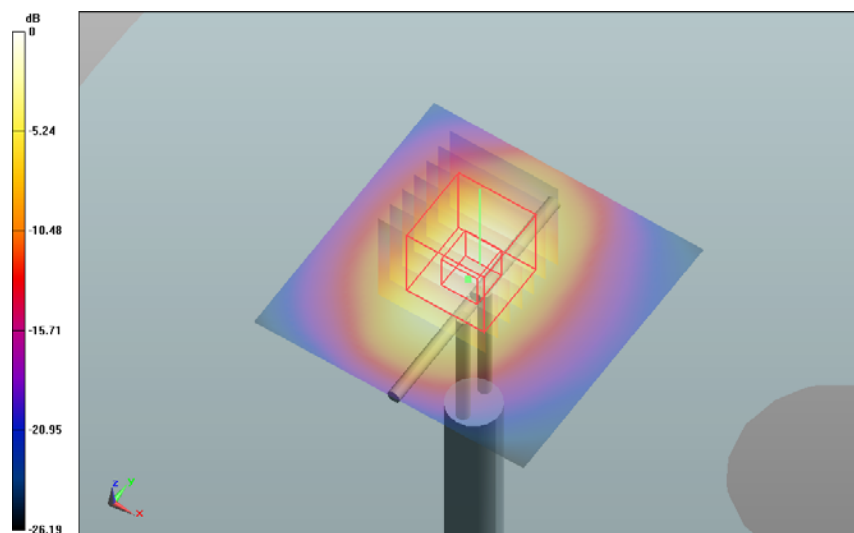
DASY52 52.8.8(1258); SEMCAD X Version 14.6.10 (7373)

**System Check 08-03-17/Channel 1 Test/Area Scan (51x51x1):** Interpolated grid:  $dx=1.5$  mm,  $dy=1.5$  mm;

Maximum value of SAR (interpolated) = 13.200 W/kg

**System Check 08-03-17/Channel 1 Test/Zoom Scan (31x31x36)/Cube 0:** Interpolated grid:  $dx=1.0$  mm,  $dy=1.0$ mm,  $dz=1.0$  mm; Reference Value = 94.331 V/m; **Power Drift = 0.00 dB****Averaged SAR: SAR(1g) = 10.200 W/kg; SAR(10g) = 5.250 W/kg**

Maximum value of SAR (interpolated) = 18.100 W/kg



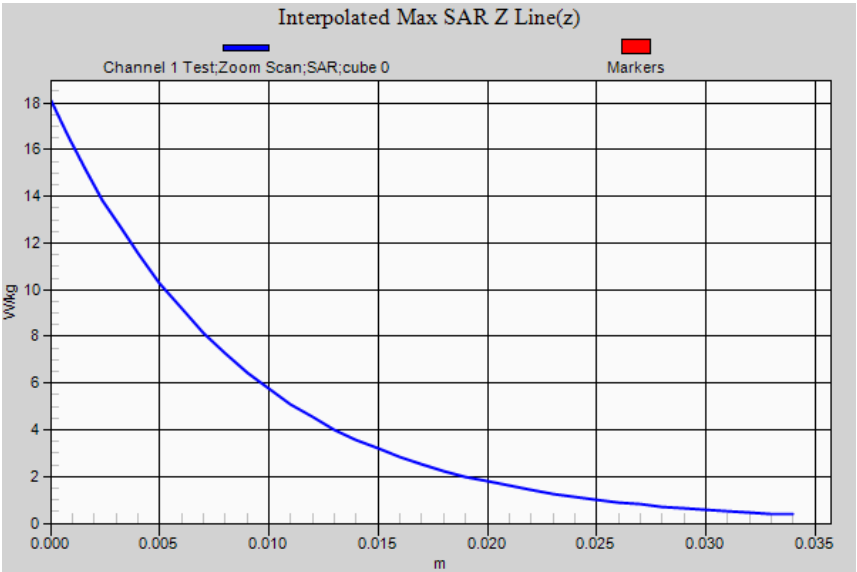
0 dB = 13.2 W/kg = 11.21 dBW/kg

SAR Measurement Plot 74



Accredited for compliance with ISO/IEC 17025. The results of the test, calibrations and/or measurement included in this document are traceable to Australian/national standards. NATA is a signatory to the ILAC Mutual Recognition Arrangement for the mutual recognition of the equivalence of testing, calibration and inspection reports.

This document shall not be reproduced except in full.



Accredited for compliance with ISO/IEC 17025. The results of the test, calibrations and/or measurement included in this document are traceable to Australian/national standards. NATA is a signatory to the ILAC Mutual Recognition Arrangement for the mutual recognition of the equivalence of testing, calibration and inspection reports.

This document shall not be reproduced except in full.

Test Lab: EMCTech Test File: M170217 Body 1900 MHz GPRS FCC.da52:0

**DUT Name: Blackline Safety GSM-3G Transmitter, Type: HMN: G7C, Serial: 3566000154**

**Configuration: Body Worn Belt Clip Standard Cartridge GPRS Class 8 16-03-17**

Communication System: 0 - GPRS Class 08; Communication System Band: 1900 MHz GSM; Frequency: 1850 MHz; Communication System PAR: 9.38 dB; PMF: 2.94; Duty Cycle: 1:8.67

Medium Parameters used:  $f=1850.5$  MHz;  $\sigma = 1.52$  S/m;  $\epsilon_r = 52.4$ ;  $\rho = 1000.0$  g/cm<sup>3</sup>

Phantom section: Flat Section

**DASY Configuration:**

Probe: ET3DV6 - SN1380; ConvF: (4.72,4.72,4.72); Calibrated: 8/12/2016;

Sensor-Surface: 4 mm (Mechanical Surface Detection (Locations From Previous Scan Used))

Electronics: DAE3 Sn442; Calibrated: 6/12/2016

Phantom: ELI v4.0 (30deg probe tilt); Type: QDOVA001BB; Serial: TP:1101

DASY52 52.8.8(1258); SEMCAD X Version 14.6.10 (7373)

**Body Worn Belt Clip Standard Cartridge GPRS Class 8 16-03-17/Channel 512 Test/Area Scan (71x121x1):**

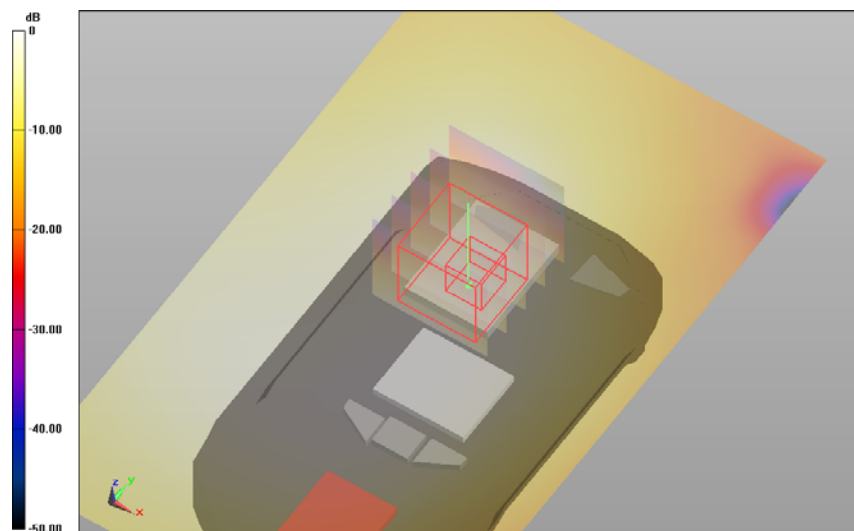
Interpolated grid:  $dx=1.5$  mm,  $dy=1.5$  mm; Maximum value of SAR (interpolated) = 0.074 W/kg

**Body Worn Belt Clip Standard Cartridge GPRS Class 8 16-03-17/Channel 512 Test/Zoom Scan**

**(21x21x36)/Cube 0:** Interpolated grid:  $dx=1.6$  mm,  $dy=1.6$  mm,  $dz=1.0$  mm; Reference Value = 6.489 V/m; **Power Drift = -0.06 dB**

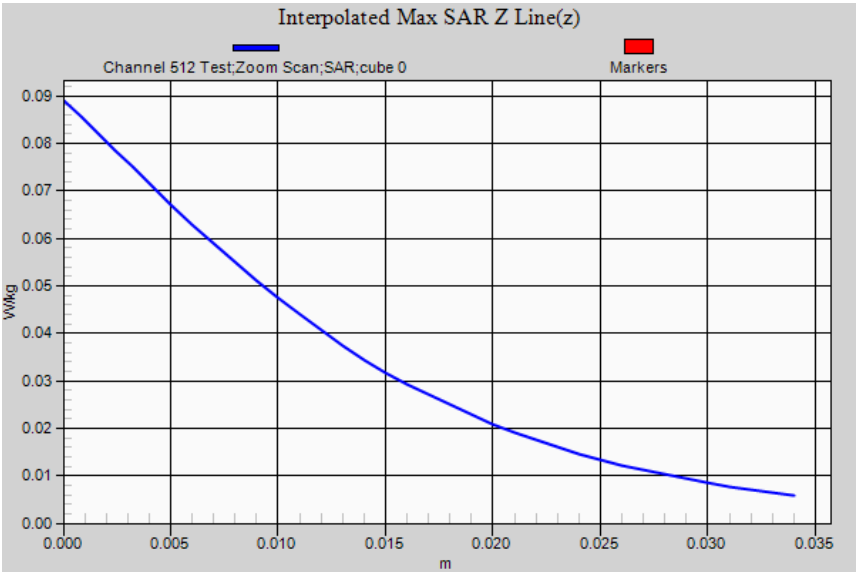
**Averaged SAR: SAR(1g) = 0.066 W/kg; SAR(10g) = 0.043 W/kg**

Maximum value of SAR (interpolated) = 0.089 W/kg



0 dB = 0.0735 W/kg = -11.34 dBW/kg

SAR Measurement Plot 75



Accredited for compliance with ISO/IEC 17025. The results of the test, calibrations and/or measurement included in this document are traceable to Australian/national standards. NATA is a signatory to the ILAC Mutual Recognition Arrangement for the mutual recognition of the equivalence of testing, calibration and inspection reports.

This document shall not be reproduced except in full.

Test Lab: EMCTech

Test File: M170217 Body 1900 MHz GPRS FCC.da52:0

**DUT Name: Blackline Safety GSM-3G Transmitter, Type: HMN: G7C, Serial: 3566000154****Configuration: Body Worn Belt Clip Standard Cartridge GPRS Class 8 16-03-17**

Communication System: 0 - GPRS Class 08; Communication System Band: 1900 MHz GSM; Frequency: 1880 MHz; Communication System PAR: 9.38 dB; PMF: 2.94; Duty Cycle: 1:8.67  
 Medium Parameters used:  $f=1880.25$  MHz;  $\sigma = 1.54$  S/m;  $\epsilon_r = 52.3$ ;  $\rho = 1000.0$  g/cm<sup>3</sup>  
 Phantom section: Flat Section

**DASY Configuration:**

Probe: ET3DV6 - SN1380; ConvF: (4.72,4.72,4.72); Calibrated: 8/12/2016;  
 Sensor-Surface: 4 mm (Mechanical Surface Detection (Locations From Previous Scan Used))  
 Electronics: DAE3 Sn442; Calibrated: 6/12/2016  
 Phantom: ELI v4.0 (30deg probe tilt); Type: QDOVA001BB; Serial: TP:1101  
 DASY52 52.8.8(1258); SEMCAD X Version 14.6.10 (7373)

**Body Worn Belt Clip Standard Cartridge GPRS Class 8 16-03-17/Channel 661 Test/Area Scan (71x121x1):**

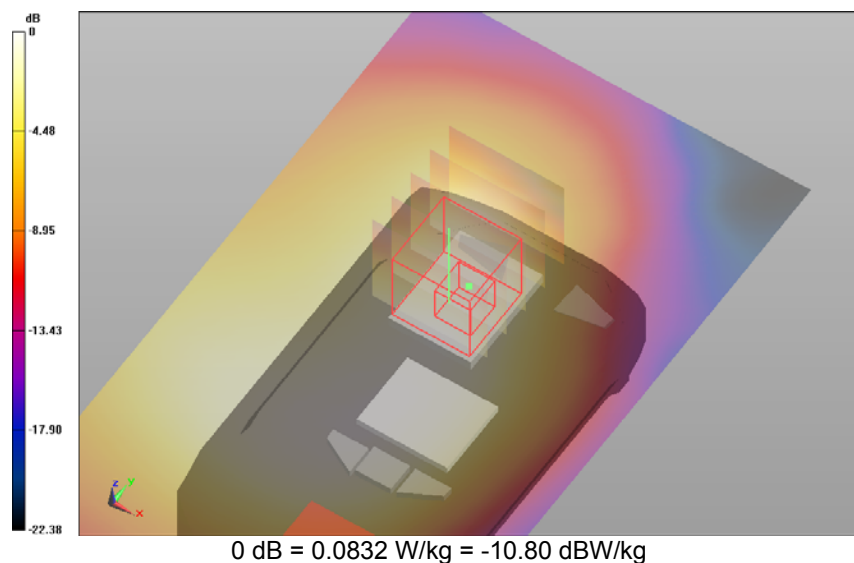
Interpolated grid: dx=1.5 mm, dy=1.5 mm; Maximum value of SAR (interpolated) = 0.083 W/kg

**Body Worn Belt Clip Standard Cartridge GPRS Class 8 16-03-17/Channel 661 Test/Zoom Scan**

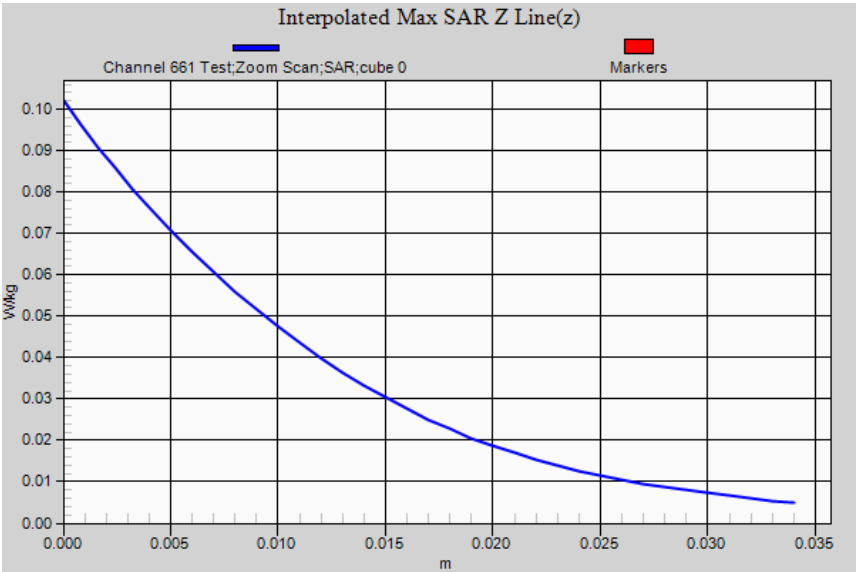
**(21x21x36)/Cube 0:** Interpolated grid: dx=1.6 mm, dy=1.6 mm, dz=1.0 mm; Reference Value = 6.704 V/m; **Power Drift = -0.03 dB**

**Averaged SAR: SAR(1g) = 0.073 W/kg; SAR(10g) = 0.047 W/kg**

Maximum value of SAR (interpolated) = 0.102 W/kg



SAR Measurement Plot 76



Accredited for compliance with ISO/IEC 17025. The results of the test, calibrations and/or measurement included in this document are traceable to Australian/national standards. NATA is a signatory to the ILAC Mutual Recognition Arrangement for the mutual recognition of the equivalence of testing, calibration and inspection reports.

This document shall not be reproduced except in full.



Test Lab: EMCTech

Test File: M170217 Body 1900 MHz GPRS FCC.da52:0

**DUT Name: Blackline Safety GSM-3G Transmitter, Type: HMN: G7C, Serial: 3566000154****Configuration: Body Worn Belt Clip Standard Cartridge GPRS Class 8 16-03-17**

Communication System: 0 - GPRS Class 08; Communication System Band: 1900 MHz GSM; Frequency: 1910 MHz; Communication System PAR: 9.38 dB; PMF: 2.94; Duty Cycle: 1:8.67  
 Medium Parameters used:  $f=1910$  MHz;  $\sigma = 1.55$  S/m;  $\epsilon_r = 52.1$ ;  $\rho = 1000.0$  g/cm<sup>3</sup>  
 Phantom section: Flat Section

**DASY Configuration:**

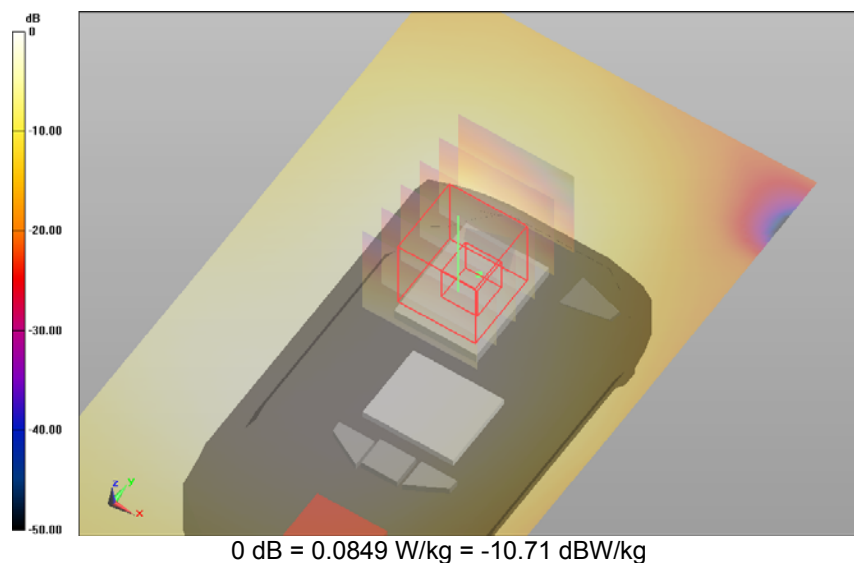
Probe: ET3DV6 - SN1380; ConvF: (4.72,4.72,4.72); Calibrated: 8/12/2016;  
 Sensor-Surface: 4 mm (Mechanical Surface Detection (Locations From Previous Scan Used))  
 Electronics: DAE3 Sn442; Calibrated: 6/12/2016  
 Phantom: ELI v4.0 (30deg probe tilt); Type: QDOVA001BB; Serial: TP:1101  
 DASY52 52.8.8(1258); SEMCAD X Version 14.6.10 (7373)

**Body Worn Belt Clip Standard Cartridge GPRS Class 8 16-03-17/Channel 810 Test/Area Scan (71x121x1):**

Interpolated grid: dx=1.5 mm, dy=1.5 mm; Maximum value of SAR (interpolated) = 0.085 W/kg

**Body Worn Belt Clip Standard Cartridge GPRS Class 8 16-03-17/Channel 810 Test/Zoom Scan****(21x26x36)/Cube 0: Interpolated grid: dx=1.6 mm, dy=1.6 mm, dz=1.0 mm; Reference Value = 6.415 V/m; Power Drift = -0.03 dB****Averaged SAR: SAR(1g) = 0.075 W/kg; SAR(10g) = 0.048 W/kg**

Maximum value of SAR (interpolated) = 0.107 W/kg

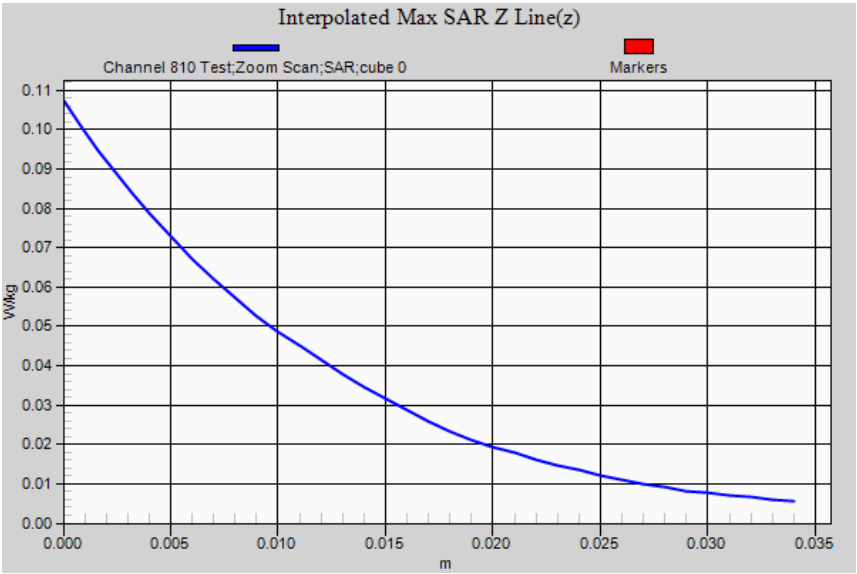


SAR Measurement Plot 77



Accredited for compliance with ISO/IEC 17025. The results of the test, calibrations and/or measurement included in this document are traceable to Australian/national standards. NATA is a signatory to the ILAC Mutual Recognition Arrangement for the mutual recognition of the equivalence of testing, calibration and inspection reports.

This document shall not be reproduced except in full.



Accredited for compliance with ISO/IEC 17025. The results of the test, calibrations and/or measurement included in this document are traceable to Australian/national standards. NATA is a signatory to the ILAC Mutual Recognition Arrangement for the mutual recognition of the equivalence of testing, calibration and inspection reports.

This document shall not be reproduced except in full.

Test Lab: EMCTech

Test File: M170217 Body 1900 MHz GPRS FCC.da52:1

**DUT Name: Blackline Safety GSM-3G Transmitter, Type: HMN: G7C, Serial: 3566000154****Configuration: Body Worn Belt Clip H2S Cartridge GPRS Class 8 16-03-17**

Communication System: 0 - GPRS Class 08; Communication System Band: 1900 MHz GSM; Frequency: 1850 MHz; Communication System PAR: 9.38 dB; PMF: 2.94; Duty Cycle: 1:8.67

Medium Parameters used:  $f=1850.5$  MHz;  $\sigma = 1.52$  S/m;  $\epsilon_r = 52.4$ ;  $\rho = 1000.0$  g/cm<sup>3</sup>

Phantom section: Flat Section

**DASY Configuration:**

Probe: ET3DV6 - SN1380; ConvF: (4.72,4.72,4.72); Calibrated: 8/12/2016;

Sensor-Surface: 4 mm (Mechanical Surface Detection (Locations From Previous Scan Used))

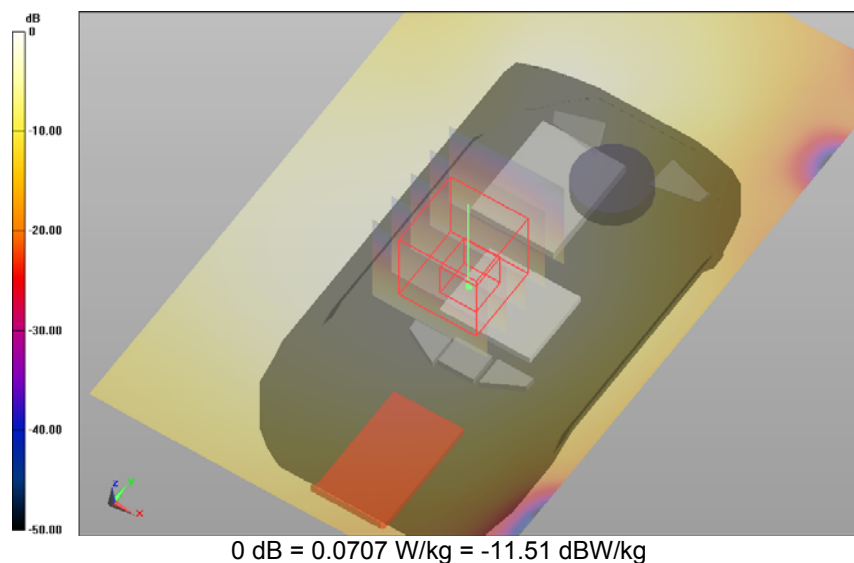
Electronics: DAE3 Sn442; Calibrated: 6/12/2016

Phantom: ELI v4.0 (30deg probe tilt); Type: QDOVA001BB; Serial: TP:1101

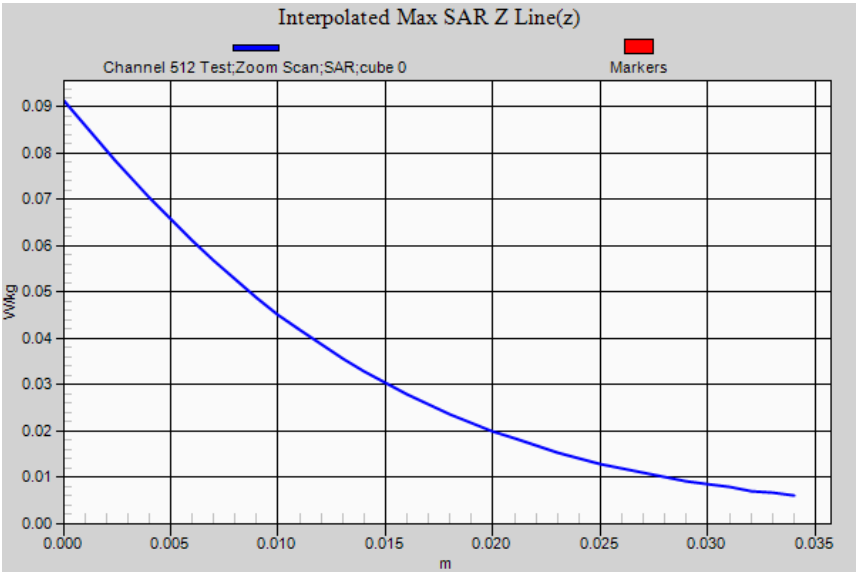
DASY52 52.8(1258); SEMCAD X Version 14.6.10 (7373)

**Body Worn Belt Clip H2S Cartridge GPRS Class 8 16-03-17/Channel 512 Test/Area Scan (71x121x1):**Interpolated grid:  $dx=1.5$  mm,  $dy=1.5$  mm; Maximum value of SAR (interpolated) = 0.071 W/kg**Body Worn Belt Clip H2S Cartridge GPRS Class 8 16-03-17/Channel 512 Test/Zoom Scan (21x21x36)/Cube****0:** Interpolated grid:  $dx=1.6$  mm,  $dy=1.6$  mm,  $dz=1.0$  mm; Reference Value = 6.662 V/m; **Power Drift = -0.06 dB****Averaged SAR: SAR(1g) = 0.066 W/kg; SAR(10g) = 0.044 W/kg**

Maximum value of SAR (interpolated) = 0.091 W/kg



SAR Measurement Plot 78



Accredited for compliance with ISO/IEC 17025. The results of the test, calibrations and/or measurement included in this document are traceable to Australian/national standards. NATA is a signatory to the ILAC Mutual Recognition Arrangement for the mutual recognition of the equivalence of testing, calibration and inspection reports.

This document shall not be reproduced except in full.

Test Lab: EMCTech

Test File: M170217 Body 1900 MHz GPRS FCC.da52:1

**DUT Name: Blackline Safety GSM-3G Transmitter, Type: HMN: G7C, Serial: 3566000154****Configuration: Body Worn Belt Clip H2S Cartridge GPRS Class 8 16-03-17**

Communication System: 0 - GPRS Class 08; Communication System Band: 1900 MHz GSM; Frequency: 1880 MHz; Communication System PAR: 9.38 dB; PMF: 2.94; Duty Cycle: 1:8.67

Medium Parameters used:  $f=1880.25$  MHz;  $\sigma = 1.54$  S/m;  $\epsilon_r = 52.3$ ;  $\rho = 1000.0$  g/cm<sup>3</sup>

Phantom section: Flat Section

**DASY Configuration:**

Probe: ET3DV6 - SN1380; ConvF: (4.72,4.72,4.72); Calibrated: 8/12/2016;

Sensor-Surface: 4 mm (Mechanical Surface Detection (Locations From Previous Scan Used))

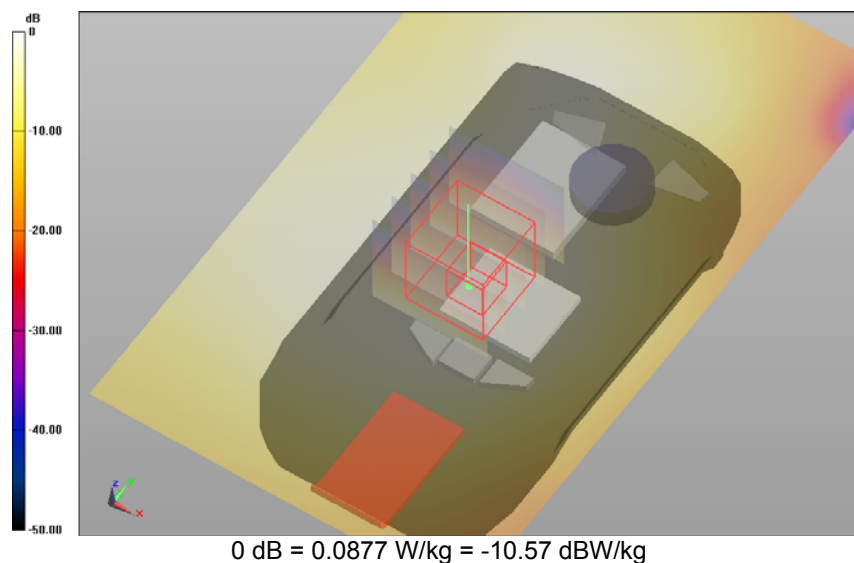
Electronics: DAE3 Sn442; Calibrated: 6/12/2016

Phantom: ELI v4.0 (30deg probe tilt); Type: QDOVA001BB; Serial: TP:1101

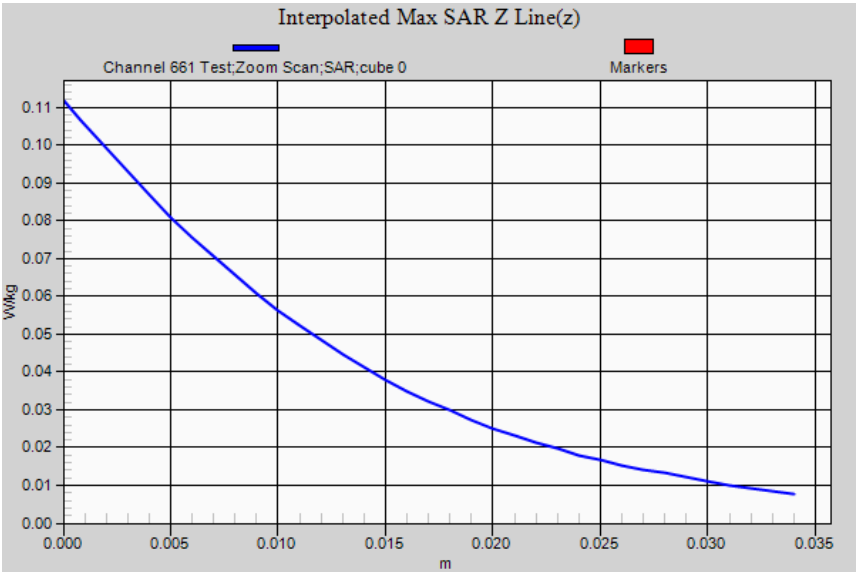
DASY52 52.8(1258); SEMCAD X Version 14.6.10 (7373)

**Body Worn Belt Clip H2S Cartridge GPRS Class 8 16-03-17/Channel 661 Test/Area Scan (71x121x1):**Interpolated grid:  $dx=1.5$  mm,  $dy=1.5$  mm; Maximum value of SAR (interpolated) = 0.088 W/kg**Body Worn Belt Clip H2S Cartridge GPRS Class 8 16-03-17/Channel 661 Test/Zoom Scan (21x21x36)/Cube****0:** Interpolated grid:  $dx=1.6$  mm,  $dy=1.6$  mm,  $dz=1.0$  mm; Reference Value = 7.261 V/m; **Power Drift = -0.06 dB****Averaged SAR: SAR(1g) = 0.081 W/kg; SAR(10g) = 0.053 W/kg**

Maximum value of SAR (interpolated) = 0.112 W/kg



SAR Measurement Plot 79



Accredited for compliance with ISO/IEC 17025. The results of the test, calibrations and/or measurement included in this document are traceable to Australian/national standards. NATA is a signatory to the ILAC Mutual Recognition Arrangement for the mutual recognition of the equivalence of testing, calibration and inspection reports.

This document shall not be reproduced except in full.

Test Lab: EMCTech

Test File: M170217 Body 1900 MHz GPRS FCC.da52:1

**DUT Name: Blackline Safety GSM-3G Transmitter, Type: HMN: G7C, Serial: 3566000154****Configuration: Body Worn Belt Clip H2S Cartridge GPRS Class 8 16-03-17**

Communication System: 0 - GPRS Class 08; Communication System Band: 1900 MHz GSM; Frequency: 1910 MHz; Communication System PAR: 9.38 dB; PMF: 2.94; Duty Cycle: 1:8.67

Medium Parameters used:  $f=1910$  MHz;  $\sigma = 1.55$  S/m;  $\epsilon_r = 52.1$ ;  $\rho = 1000.0$ g/cm<sup>3</sup>

Phantom section: Flat Section

**DASY Configuration:**

Probe: ET3DV6 - SN1380; ConvF: (4.72,4.72,4.72); Calibrated: 8/12/2016;

Sensor-Surface: 4 mm (Mechanical Surface Detection (Locations From Previous Scan Used))

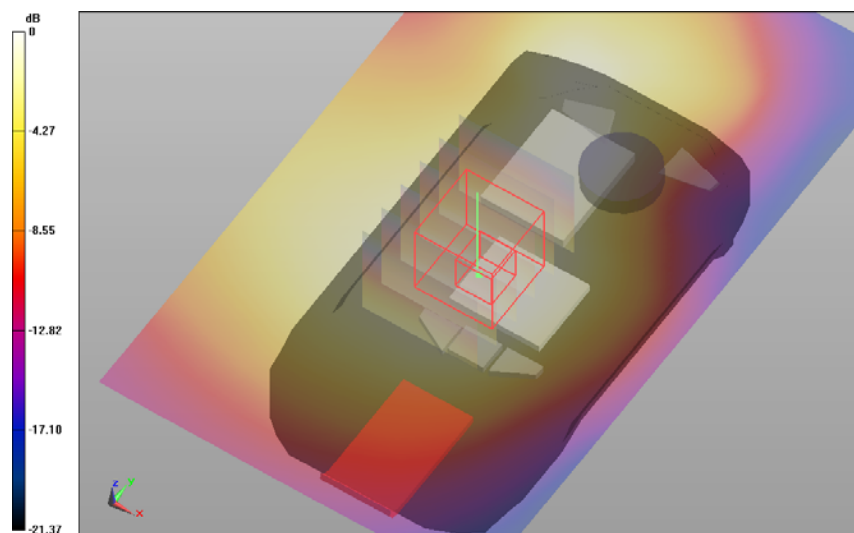
Electronics: DAE3 Sn442; Calibrated: 6/12/2016

Phantom: ELI v4.0 (30deg probe tilt); Type: QDOVA001BB; Serial: TP:1101

DASY52 52.8(1258); SEMCAD X Version 14.6.10 (7373)

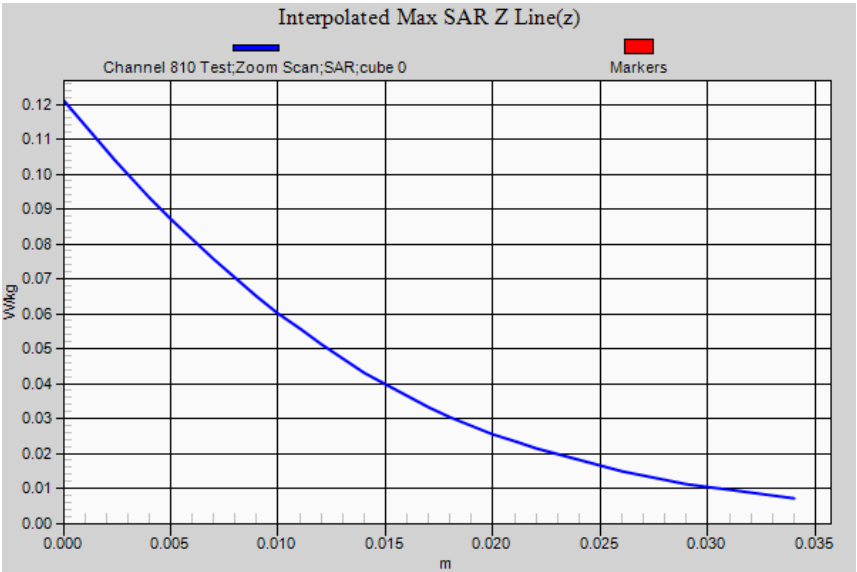
**Body Worn Belt Clip H2S Cartridge GPRS Class 8 16-03-17/Channel 810 Test/Area Scan (71x121x1):**Interpolated grid:  $dx=1.5$  mm,  $dy=1.5$  mm; Maximum value of SAR (interpolated) = 0.094 W/kg**Body Worn Belt Clip H2S Cartridge GPRS Class 8 16-03-17/Channel 810 Test/Zoom Scan (21x26x36)/Cube****0:** Interpolated grid:  $dx=1.6$  mm,  $dy=1.6$  mm,  $dz=1.0$  mm; Reference Value = 7.357 V/m; **Power Drift = -0.00 dB****Averaged SAR: SAR(1g) = 0.087 W/kg; SAR(10g) = 0.057 W/kg**

Maximum value of SAR (interpolated) = 0.121 W/kg



0 dB = 0.0939 W/kg = -10.27 dBW/kg

SAR Measurement Plot 80



Accredited for compliance with ISO/IEC 17025. The results of the test, calibrations and/or measurement included in this document are traceable to Australian/national standards. NATA is a signatory to the ILAC Mutual Recognition Arrangement for the mutual recognition of the equivalence of testing, calibration and inspection reports.

This document shall not be reproduced except in full.



Test Lab: EMCTech

Test File: M170217 Body 1900 MHz GPRS FCC.da52:2

**DUT Name: Blackline Safety GSM-3G Transmitter, Type: HMN: G7C, Serial: 3568000104****Configuration: Body Worn Belt Clip O2 CO H2S LEL Cartridge GPRS Class 8 16-03-17**

Communication System: 0 - GPRS Class 08; Communication System Band: 1900 MHz GSM; Frequency: 1850 MHz; Communication System PAR: 9.38 dB; PMF: 2.94; Duty Cycle: 1:8.67

Medium Parameters used:  $f=1850.5$  MHz;  $\sigma = 1.52$  S/m;  $\epsilon_r = 52.4$ ;  $\rho = 1000.0\text{g/cm}^3$ 

Phantom section: Flat Section

**DASY Configuration:**

Probe: ET3DV6 - SN1380; ConvF: (4.72,4.72,4.72); Calibrated: 8/12/2016;

Sensor-Surface: 4 mm (Mechanical Surface Detection (Locations From Previous Scan Used))

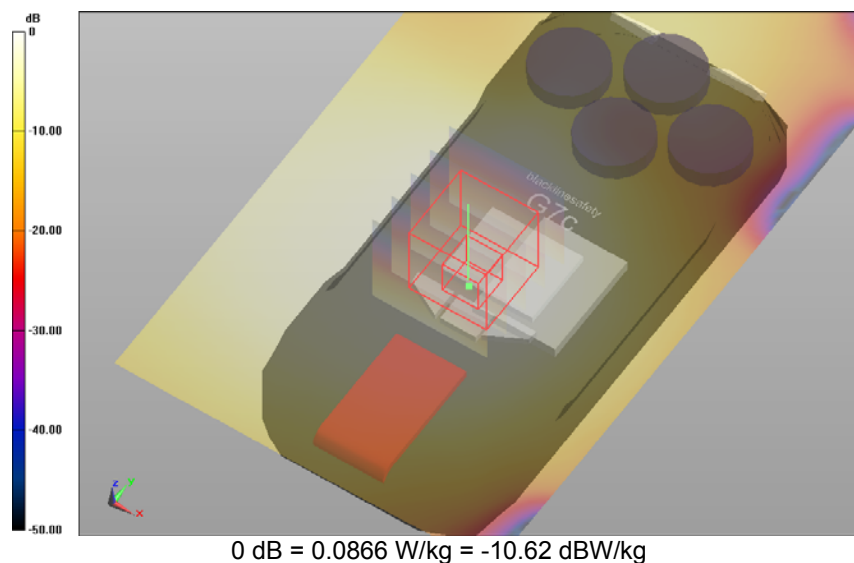
Electronics: DAE3 Sn442; Calibrated: 6/12/2016

Phantom: ELI v4.0 (30deg probe tilt); Type: QDOVA001BB; Serial: TP:1101

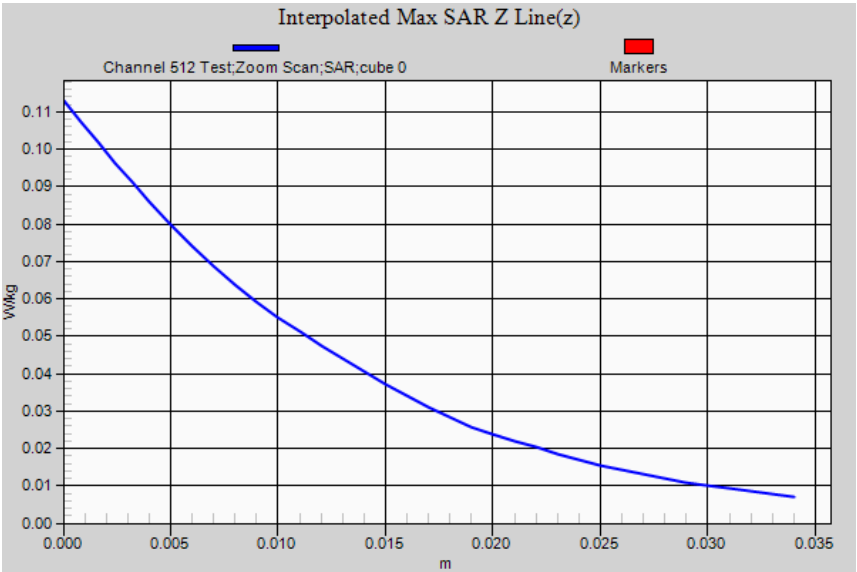
DASY52 52.8.8(1258); SEMCAD X Version 14.6.10 (7373)

**Body Worn Belt Clip O2 CO H2S LEL Cartridge GPRS Class 8 16-03-17/Channel 512 Test/Area Scan****(71x121x1):** Interpolated grid:  $dx=1.5$  mm,  $dy=1.5$  mm; Maximum value of SAR (interpolated) = 0.087 W/kg**Body Worn Belt Clip O2 CO H2S LEL Cartridge GPRS Class 8 16-03-17/Channel 512 Test/Zoom Scan****(21x21x36)/Cube 0:** Interpolated grid:  $dx=1.6$  mm,  $dy=1.6$  mm,  $dz=1.0$  mm; Reference Value = 7.509 V/m; **Power Drift = -0.04 dB****Averaged SAR: SAR(1g) = 0.080 W/kg; SAR(10g) = 0.054 W/kg**

Maximum value of SAR (interpolated) = 0.113 W/kg



SAR Measurement Plot 81



Accredited for compliance with ISO/IEC 17025. The results of the test, calibrations and/or measurement included in this document are traceable to Australian/national standards. NATA is a signatory to the ILAC Mutual Recognition Arrangement for the mutual recognition of the equivalence of testing, calibration and inspection reports.

This document shall not be reproduced except in full.

Test Lab: EMCTech

Test File: M170217 Body 1900 MHz GPRS FCC.da52:2

**DUT Name: Blackline Safety GSM-3G Transmitter, Type: HMN: G7C, Serial: 3568000104****Configuration: Body Worn Belt Clip O2 CO H2S LEL Cartridge GPRS Class 8 16-03-17**

Communication System: 0 - GPRS Class 08; Communication System Band: 1900 MHz GSM; Frequency: 1880 MHz; Communication System PAR: 9.38 dB; PMF: 2.94; Duty Cycle: 1:8.67

Medium Parameters used:  $f=1880.25$  MHz;  $\sigma = 1.54$  S/m;  $\epsilon_r = 52.3$ ;  $\rho = 1000.0$  g/cm<sup>3</sup>

Phantom section: Flat Section

**DASY Configuration:**

Probe: ET3DV6 - SN1380; ConvF: (4.72,4.72,4.72); Calibrated: 8/12/2016;

Sensor-Surface: 4 mm (Mechanical Surface Detection (Locations From Previous Scan Used))

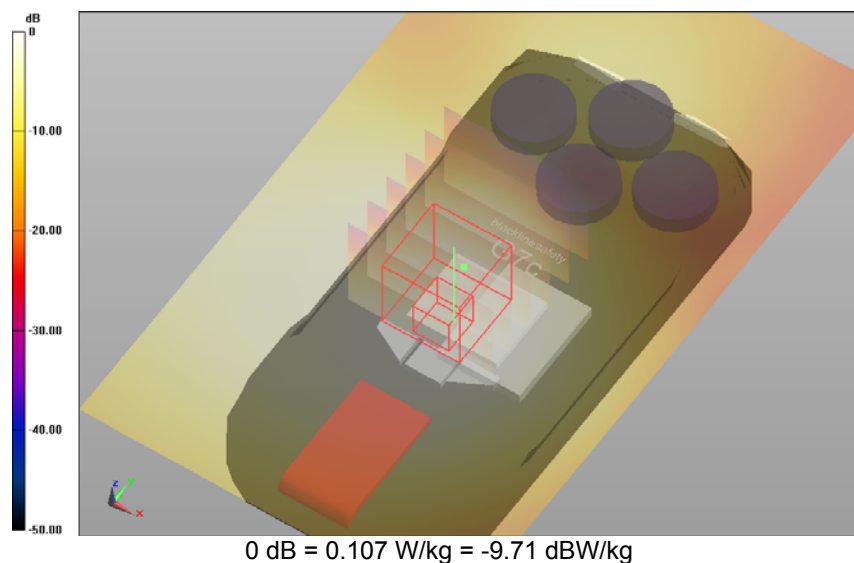
Electronics: DAE3 Sn442; Calibrated: 6/12/2016

Phantom: ELI v4.0 (30deg probe tilt); Type: QDOVA001BB; Serial: TP:1101

DASY52 52.8(1258); SEMCAD X Version 14.6.10 (7373)

**Body Worn Belt Clip O2 CO H2S LEL Cartridge GPRS Class 8 16-03-17/Channel 661 Test/Area Scan (71x121x1):** Interpolated grid: dx=1.5 mm, dy=1.5 mm; Maximum value of SAR (interpolated) = 0.107 W/kg**Body Worn Belt Clip O2 CO H2S LEL Cartridge GPRS Class 8 16-03-17/Channel 661 Test/Zoom Scan (26x26x36)/Cube 0:** Interpolated grid: dx=1.6 mm, dy=1.6 mm, dz=1.0 mm; Reference Value = 8.196 V/m; **Power Drift = -0.03 dB****Averaged SAR: SAR(1g) = 0.099 W/kg; SAR(10g) = 0.066 W/kg**

Maximum value of SAR (interpolated) = 0.140 W/kg

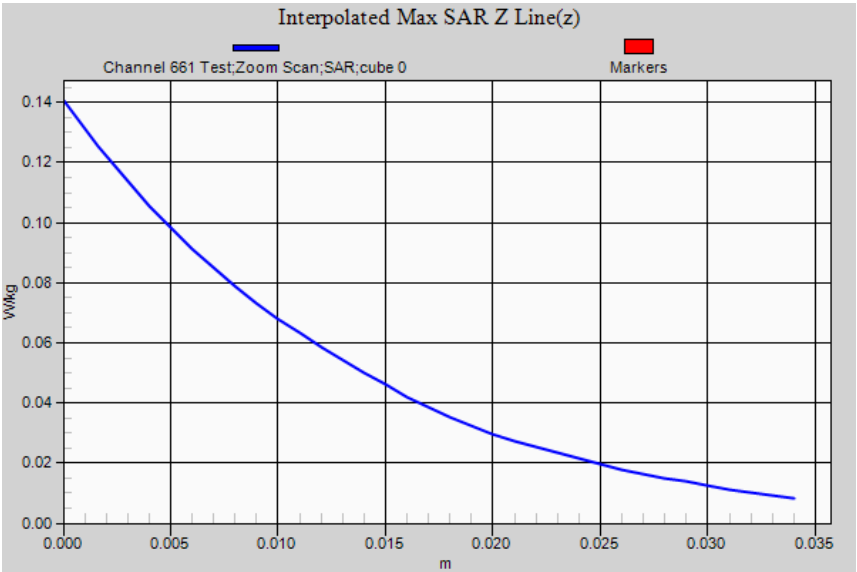


SAR Measurement Plot 82



Accredited for compliance with ISO/IEC 17025. The results of the test, calibrations and/or measurement included in this document are traceable to Australian/national standards. NATA is a signatory to the ILAC Mutual Recognition Arrangement for the mutual recognition of the equivalence of testing, calibration and inspection reports.

This document shall not be reproduced except in full.



Accredited for compliance with ISO/IEC 17025. The results of the test, calibrations and/or measurement included in this document are traceable to Australian/national standards. NATA is a signatory to the ILAC Mutual Recognition Arrangement for the mutual recognition of the equivalence of testing, calibration and inspection reports.

This document shall not be reproduced except in full.

Test Lab: EMCTech

Test File: M170217 Body 1900 MHz GPRS FCC.da52:2

**DUT Name: Blackline Safety GSM-3G Transmitter, Type: HMN: G7C, Serial: 3568000104****Configuration: Body Worn Belt Clip O2 CO H2S LEL Cartridge GPRS Class 8 16-03-17**

Communication System: 0 - GPRS Class 08; Communication System Band: 1900 MHz GSM; Frequency: 1910 MHz; Communication System PAR: 9.38 dB; PMF: 2.94; Duty Cycle: 1:8.67

Medium Parameters used:  $f=1910$  MHz;  $\sigma = 1.55$  S/m;  $\epsilon_r = 52.1$ ;  $\rho = 1000.0$  g/cm<sup>3</sup>

Phantom section: Flat Section

**DASY Configuration:**

Probe: ET3DV6 - SN1380; ConvF: (4.72,4.72,4.72); Calibrated: 8/12/2016;

Sensor-Surface: 4 mm (Mechanical Surface Detection (Locations From Previous Scan Used))

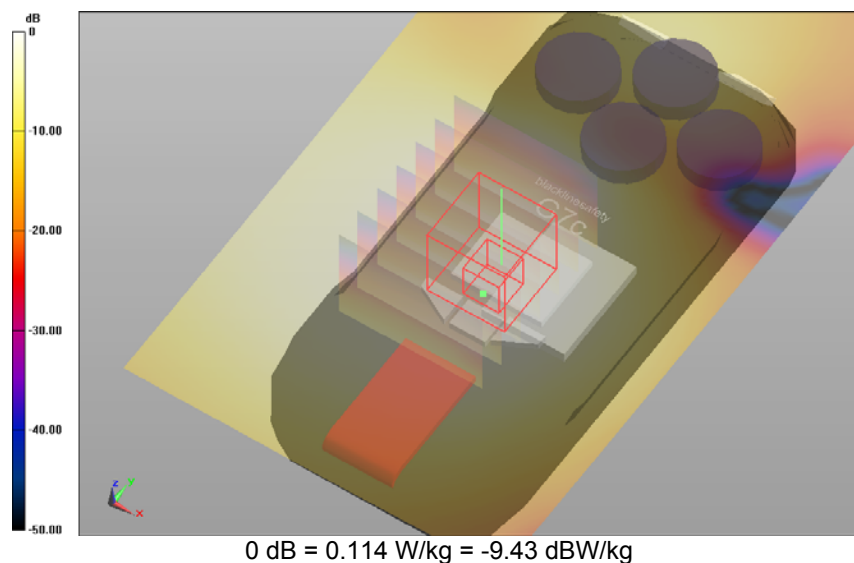
Electronics: DAE3 Sn442; Calibrated: 6/12/2016

Phantom: ELI v4.0 (30deg probe tilt); Type: QDOVA001BB; Serial: TP:1101

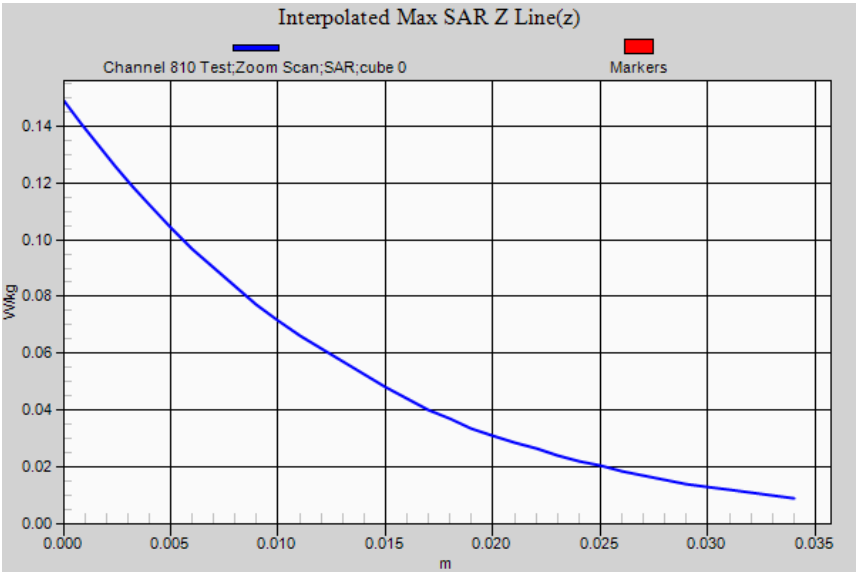
DASY52 52.8.8(1258); SEMCAD X Version 14.6.10 (7373)

**Body Worn Belt Clip O2 CO H2S LEL Cartridge GPRS Class 8 16-03-17/Channel 810 Test/Area Scan (71x121x1):** Interpolated grid: dx=1.5 mm, dy=1.5 mm; Maximum value of SAR (interpolated) = 0.114 W/kg**Body Worn Belt Clip O2 CO H2S LEL Cartridge GPRS Class 8 16-03-17/Channel 810 Test/Zoom Scan (26x31x36)/Cube 0:** Interpolated grid: dx=1.6 mm, dy=1.6 mm, dz=1.0 mm; Reference Value = 8.332 V/m; **Power Drift = -0.01 dB****Averaged SAR: SAR(1g) = 0.105 W/kg; SAR(10g) = 0.070 W/kg**

Maximum value of SAR (interpolated) = 0.149 W/kg



SAR Measurement Plot 83



Accredited for compliance with ISO/IEC 17025. The results of the test, calibrations and/or measurement included in this document are traceable to Australian/national standards. NATA is a signatory to the ILAC Mutual Recognition Arrangement for the mutual recognition of the equivalence of testing, calibration and inspection reports.

This document shall not be reproduced except in full.