



TEST SETUP PHOTOGRAPHS

This document contains 4 photographs


Photograph No.1
Radiated emission measurements test setup with loop antenna,
9 kHz – 30 MHz frequency range, anechoic chamber method



Photograph No.2
Radiated emission measurements test setup with biconilog antenna,
30 MHz – 2000 MHz frequency range, anechoic chamber method



Photograph No.3
Radiated emission measurements test setup with double ridged guide antenna,
2000 MHz – 4000 MHz frequency range, anechoic chamber method



Photograph No.4
Radiated emission measurements, the EUT view

