


Antenna Port Conducted RF Measurement Test Setup Diagrams

The following setups were used in the RF conducted emissions testing. Photographs of the test setups are also provided.




Setup for 9kHz to 150kHz, 150kHz to 20MHz, 20MHz to 700MHz, and 700MHz to 1.1GHz Measurements




Photograph of 9kHz to 150kHz, 150kHz to 20MHz, 20MHz to 700MHz, and 700MHz to 1.1GHz Test Setup




Setup for 1.1GHz to 9GHz Measurement



Photograph of 1.1GHz to 9GHz Test Setup



RE 18-40 GHz Horizontal



RE 18-40 GHz Vertical







