



## **SETUP PHOTOS**

**Report Number. :** R12663786-EP5

**Applicant :** Ideal Industries Lighting LLC, DBA CREE Lighting  
4401 Silicon Drive  
Durham, NC 27703, USA

**Model :** WIM-CMB-OEM

**FCC ID :** 2ACQ6-WMB

**IC :** 11481A-WMB

**EUT Description :** Wireless Integration Module with Bluetooth

**Test Standard(s) :** FCC 47 CFR PART 15 SUBPART C  
ISED RSS-247 ISSUE 2  
ISED RSS-GEN ISSUE 5

**Date Of Issue:**  
2019-07-17

**Prepared by:**  
UL LLC  
12 Laboratory Dr.  
Research Triangle Park, NC 27709 U.S.A.  
TEL: (919) 549-1400

## REPORT REVISION HISTORY

Ver.	Issue Date	Revisions	Revised By
1	2019-06-28	Initial Issue	Brian T. Kiewra
2	2019-07-17	Updated applicant name and FCC/IC IDs	Niklas Haydon

## TABLE OF CONTENTS

REPORT REVISION HISTORY .....	2
TABLE OF CONTENTS .....	3
1. EQUIPMENT UNDER TEST .....	4
1.1. DESCRIPTION OF TEST SETUP.....	4
2. SETUP PHOTOS.....	6
END OF TEST REPORT .....	11

## 1. EQUIPMENT UNDER TEST

### 1.1. DESCRIPTION OF TEST SETUP

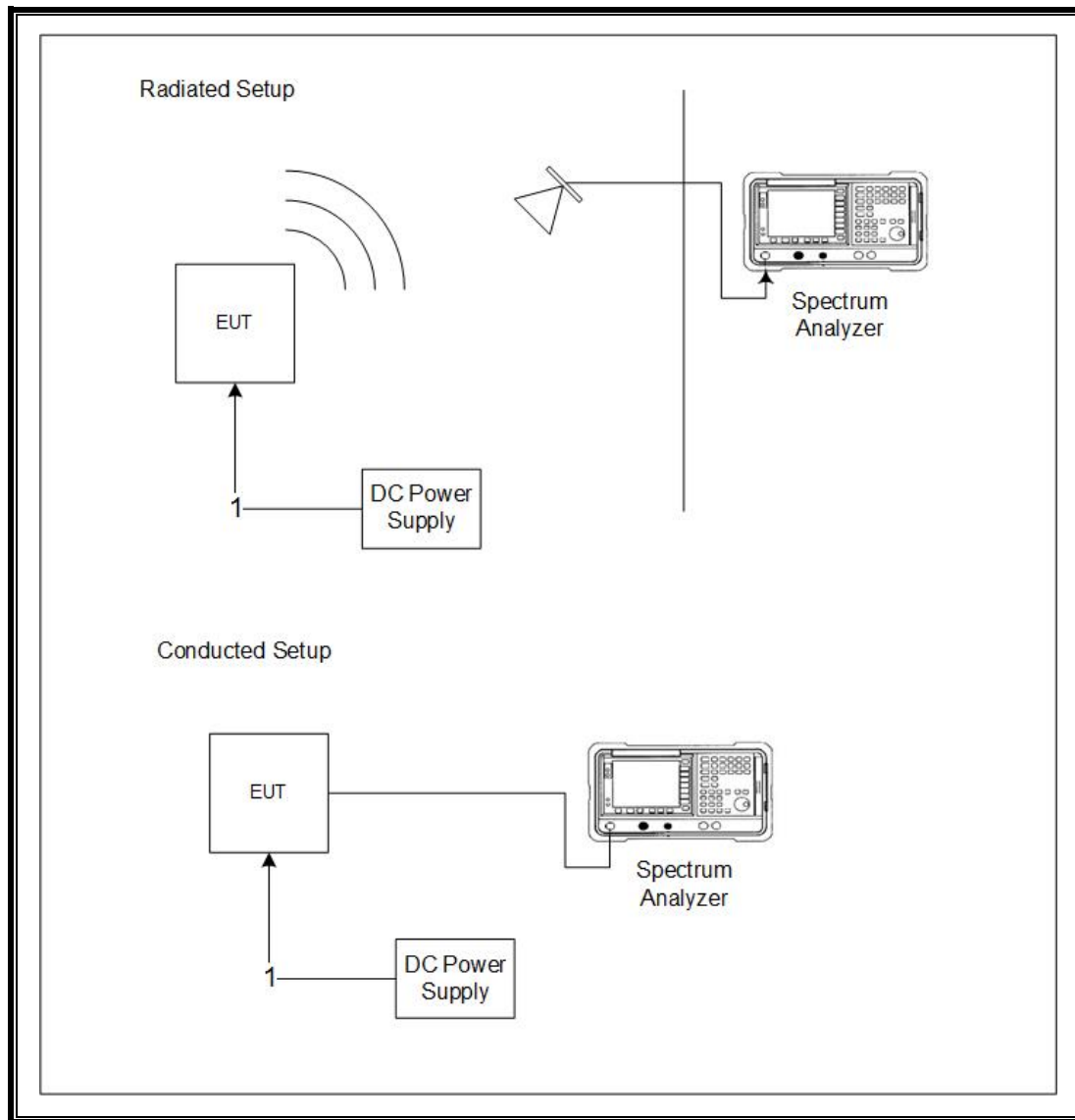
#### SUPPORT EQUIPMENT

Support Equipment List				
Description	Manufacturer	Model	Serial Number	FCC ID
DC power supply	Circuit Specialists	CSI3005X5	Non-Serialized	NA

#### I/O CABLES

I/O Cable List						
Cable No.	Port	# of Identical Ports	Connector Type	Cable Type	Cable Length (m)	Remarks
1	DC	1	Terminal	Unshielded	<3m	Provides DC power to EUT



## SETUP DIAGRAMS




## 2. SETUP PHOTOS

### ANTENNA PORT CONDUCTED RF MEASUREMENT SETUP

ANTENNA PORT CONDUCTED PHOTO




**RADIATED RF MEASUREMENT SETUP (BELOW 1 GHz)**





**RADIATED RF MEASUREMENT SETUP (ABOVE 1GHz)**







**RADIATED RF MEASUREMENT SETUP FOR PORTABLE CONFIGURATION**

X-AXIS FRONT PHOTO




Y-AXIS FRONT PHOTO





**AC MAINS LINE CONDUCTED**



**END OF TEST REPORT**