



EXHIBIT D - TEST SETUP PHOTOGRAPHS

For Adapter A318-060040W-US1

Conducted Emissions - Front View



Conducted Emissions - Side View




Radiated Emissions View (Below 1 GHz)




For Adapter VT05UUS06040


Conducted Emissions - Front View



Conducted Emissions - Side View




Radiated Emissions View (Below 1 GHz)




A photograph of a wooden workbench with electronic equipment. A power strip is plugged into a wall outlet. A small electronic device with a screen and a single antenna is connected to the power strip. A small black antenna is also visible on the workbench.

Radiated Emissions View (Below 1 GHz)



For Adapter E004-1A060040VU
Conducted Emissions - Front View



Conducted Emissions - Side View




Radiated Emissions View (Below 1 GHz)




For Adapter DSA-3PFM-05 BUS 060040

Conducted Emissions - Front View



Conducted Emissions - Side View




Radiated Emissions View (Below 1 GHz)



For Adapter GQ06-060040-ZU


Conducted Emissions - Front View




Conducted Emissions - Side View



Radiated Emissions View (Below 1 GHz)



Radiated Emissions View (Above 1 GHz)



Radiated Emissions View (Below 30MHz)

