

FCC MPE Evaluation Report

Report No: WD-RF-R-220419-B0

Product Name : GENESIS
Model Name : GENESIS
FCC ID : 2AVZW0PAT5200
Applicant : Acetk Corp LTD.
Received Date : Nov. 11, 2022
Tested Date : Jan. 05, 2023 ~ Jan. 11, 2023
Applicable Standard : 47 CFR FCC Part 2.1091
47 CFR FCC Part 1.1310
KDB 447498 D01
OET Bulletin 65 Supplement C



Wendell Industrial Co., Ltd
Wendell EMC & RF Laboratory

Caution:

This report sets forth our findings solely with respect to the test samples identified herein. The results set forth in this report are not indicative or representative of the quality or characteristics of the lot from which a test sample was taken or any similar or identical product unless specifically and expressly noted.

The test results shown in the test report are traceable to the national/international standard through the calibration report of the equipment.

Please note that the measurement uncertainty are provided for informational purpose only and are not used in determining the Pass/Fail results.


This report must not be used to claim product endorsement by TAF or any agency of the government.

The test report shall not be reproduced without the written approval of Wendell Industrial Co., Ltd..

Test Report

Issued Date: January 13, 2023

Project No.: 22Q112202


Product Name	GENESIS
Trade Mark	
Model Name	GENESIS
FCC ID	2AVZW0PAT5200
Applicant	Acetk Corp LTD.
Manufacturer	Acetk Corp LTD.
EUT Rated Voltage	Battery 3.6V & DC 5V
EUT Test Voltage	Battery 3.6V & AC 120V / 50Hz
EUT Supports Radios Application	Bluetooth LE
Applicable Standard	47 CFR FCC Part 2.1091 47 CFR FCC Part 1.1310 KDB 447498 D01 OET Bulletin 65 Supplement C
RF Evaluation	0.00013 mW/cm ²
Test Result	Complied

Documented :



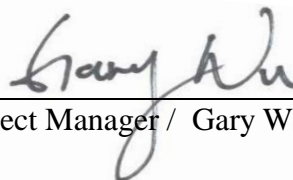
(Specialist / Emma Lu)

Technical Engineer :



(Section Manager / Jack Chang)

Approved :



(Project Manager / Gary Wu)

Table of Contents

Document Revision History	4
Reference Testing Standard.....	5
1 Generation Information	6
1.1 Applicant.....	6
1.2 Manufacturer.....	6
1.3 Description of Equipment under Test.....	6
1.4 Test Facility	7
2 Mobile device Assessment Procedure.....	8
3 RF Exposure Assessment.....	8
4 Limit Requirement	9
5 Test Results.....	10

Document Revision History

Report No.	Issue date	Description
WD-RF-R-220419-B0	January 13, 2023	Initial report

Reference Testing Standard

Standard	Description	Version
47 CFR FCC Part 2.1091	Radiofrequency radiation exposure evaluation: mobile devices.	--
47 CFR FCC Part 1.1310	Radiofrequency radiation exposure limits.	--
KDB 447498 D01	RF Exposure procedures and equipment authorization policies for mobile and portable devices.	V06
OET Bulletin 65 Supplement C	Evaluating Compliance with FCC Guidelines for Human Exposure to Radiofrequency Electromagnetic Fields.	Edition 01-01

1 Generation Information

1.1 Applicant

Acetek Corp LTD.
9F., No. 116, Sec. 1, Xintai 5th Rd., Xizhi Dist., New Taipei City 221, Taiwan

1.2 Manufacturer

Acetek Corp LTD.
9F., No. 116, Sec. 1, Xintai 5th Rd., Xizhi Dist., New Taipei City 221, Taiwan

1.3 Description of Equipment under Test

Product Name	GENESIS
Model No.	GENESIS
FCC ID	2AVZW0PAT5200
Frequency Range	2402 ~ 2480 MHz
Antenna Information	Refer to the table “Antenna List”

The above equipment was tested by Wendell EMC & RF Laboratory For compliance with the requirements set forth in 47 CFR § 2.1091 / 47 CFR § 1.1310. The results of testing in this report apply only to the product/system, which was tested. Other similar equipment will not necessarily produce the same results due to production tolerance and measurement uncertainties

Antenna List

No.	Manufacturer	Model No.	Antenna Type	Peak Gain
1	Acetek	C-5TP 2P4G	PCB Antenna	0.26 dBi for 2.4GHz

1.4 Test Facility

Items	Required (IEC 60068-1)
Temperature (°C)	15-35
Humidity (% RH)	25-75
Barometric pressure (mbar)	860-1060

Description: Accredited by TAF

Accredited Number: 2965

Issued by: Wendell Industrial Co., Ltd

Lab Address: 6F/6F-1, No.188, Baoqiao Rd., Xindian Dist.,
New Taipei City 23145, Taiwan (R.O.C)

Test Lab: Wendell EMC & RF Laboratory

Test Location: 1F., No. 119, Wugong 3rd Rd., Wugu Dist.,
New Taipei City 248, Taiwan (R.O.C.)

Designation Number: TW0025

Test Firm Registration Number: 665221

2 Mobile device Assessment Procedure

In 47 CFR § 2.1091, a mobile device is defined as a transmitting device designed to be used in other than fixed locations and to generally be used in such a way that a separation distance of at least 20 centimeters is normally maintained between the transmitter's radiating structure(s) and the body of the user or nearby persons. In this context, the term “fixed location” means that the device is physically secured at one location and is not able to be easily moved to another location.

3 RF Exposure Assessment

Estimation of the expected exposure in power density can be made with the following equation:

$$S = \frac{P \times G}{4\pi \times R^2} = \frac{\text{EIRP}}{4\pi \times R^2}$$

S: power density

P: power input to the antenna

G: power gain of the antenna in the direction of interest relative to an isotropic radiator.

R: distance to the center of radiation of the antenna.

EIRP: Effective Isotropic Radiated Power

4 Limit Requirement

In 47 CFR § 1.1310, use of the device as based upon the user's awareness and ability to exercise control over human exposure. The two categories defined are Occupational/Controlled Exposure and General Population/Uncontrolled. These two categories are defined as follow:

Occupational/Controlled Exposure:

Occupational/controlled exposure limits apply in situations in which persons are exposed as a consequence of their employment provided those persons are fully aware of the potential for exposure and can exercise control over their exposure.

General Population/Uncontrolled:

General population/uncontrolled exposure limits apply in situations in which the general public may be exposed, or in which persons who are exposed as a consequence of their employment may not be fully aware of the potential for exposure or cannot exercise control over their exposure.

Limits for Occupational / Controlled Exposure				
Frequency Range (MHz)	Electric Field Strength (E) (V/m)	Magnetic Field Strength (H) (A/m)	Power Density (S) (mW/ cm ²)	Averaging Time E ² , H ² or S (minutes)
0.3-3.0	614	1.63	(100)*	6
3.0-30	1,842 / f	4.89 / f	(900 / f ²)*	6
30-300	61.4	0.163	1.0	6
300-1,500	--	--	f / 300	6
1,500-100,000	--	--	5	6

Note :

(1) f = frequency in MHz

(2) * = Plane-wave equivalent power density

Limits for General Population / Uncontrolled Exposure				
Frequency Range (MHz)	Electric Field Strength (E) (V/m)	Magnetic Field Strength (H) (A/m)	Power Density (S) (mW/ cm ²)	Averaging Time E ² , H ² or S (minutes)
0.3-1.34	614	1.63	(100)*	30
1.34-30	824 / f	2.19 / f	(180 / f ²)*	30
30-300	27.5	0.073	0.2	30
300-1500	--	--	f / 1,500	30
1,500-100,000	--	--	1.0	30

Note :

(1) f = frequency in MHz

(2) * = Plane-wave equivalent power density

5 Test Results

Mode	Max. Power (E.I.R.P)		Distance (cm)	Power Density (mW/cm ²)	Limit (mW/cm ²)	Result
	dBm	mW				
LE	-1.82	0.66	20	0.00013	1	Pass

Note :

- * Each Function of the max power which perform MPE of any configurations.
- * The frequency (range) used by the radio frequency function is 1.5GHz~100GHz, the RF field strength limits is e.i.r.p. less than or equal to 1mW/cm².
- * The limit is equal to the minimum value.
- * The Max total MPE = LE = 0.00013 (mW/cm²)

--- END ---