

## ANNEX L: The EUT Appearances and Test Configuration



a: EUT

TA Technology (Shanghai) Co., Ltd.  
Test Report

Report No.: RXA1412-0289SAR01R3

Page 184 of 189




Battery 1



Battery 2

b: Battery

Picture 11: Constituents of EUT




Picture 12: Left Hand Touch Cheek Position



Picture 13: Left Hand Tilt 15 Degree Position



Picture 14: Right Hand Touch Cheek Position



Picture 15: Right Hand Tilt 15 Degree Position


**TA Technology (Shanghai) Co., Ltd.**  
**Test Report**

Report No.: RXA1412-0289SAR01R3

Page 187 of 189



Picture 16: Back Side, the distance from handset to the bottom of the Phantom is 10mm



Picture 17: Front Side, the distance from handset to the bottom of the Phantom is 10mm

**TA Technology (Shanghai) Co., Ltd.**  
**Test Report**

Report No.: RXA1412-0289SAR01R3

Page 188 of 189



Picture 18: Left Side, the distance from handset to the bottom of the Phantom is 10mm



Picture 19: Right Side, the distance from handset to the bottom of the Phantom is 10mm



**TA Technology (Shanghai) Co., Ltd.**  
**Test Report**

Report No.: RXA1412-0289SAR01R3

Page 189 of 189



Picture 20: Top Side, the distance from handset to the bottom of the Phantom is 10mm



Picture 21: Bottom Side, the distance from handset to the bottom of the Phantom is 10mm