	<b>Test Report Serial No.:</b>	100305KBC-T673-E15W	<b>Report Issue No.:</b>	E673W-021306-R0
	<b>Test Date(s):</b>	04Jul05 - 20Jul05	<b>Report Issue Date:</b>	February 13, 2006
	<b>Test Standard(s):</b>	FCC 47 CFR §15.247	Industry Canada RSS-210 Issue 5	
	<b>Lab Registration(s):</b>	FCC Lab Reg. # 714830	Industry Canada Lab File #3874	

## D.7. SETUP PHOTOGRAPHS

Photograph D-1 - 3115 Horn @ 3 m



Photograph D-2 - 3115 Horn with LNA/Filter @ 1m




Photograph D-3 - Waveline Horn with LNA @ 1m




Intentionally Left Blank

## D.8. DUT OPERATING DESCRIPTION

The worst-case data rate was determined from prescan investigations. Measurements were made at three channels throughout the band, Low Channel (2412 MHz), Mid Channel (2437 MHz), High Channel (2462 MHz) for both Modes b and g.

<b>Applicant:</b>	Itronix Corporation	<b>Model:</b>	IX325-AC580IWL	<b>FCC ID:</b>	KBCIX325-AC580IWL	<b>IC ID:</b>	1943A-IX325f
IX325 Rugged Tablet PC with internal Intel PRO2200BG 802.11b/g WLAN & Well Green Dual Internal Antenna							
2006 Celltech Labs Inc.	This document is not to be reproduced in whole or in part without the prior written permission of Celltech Labs Inc.						Page 23 of 59

	<b>Test Report Serial No.:</b>	100305KBC-T673-E15W	<b>Report Issue No.:</b>	E673W-021306-R0
	<b>Test Date(s):</b>	04Jul05 - 20Jul05	<b>Report Issue Date:</b>	February 13, 2006
	<b>Test Standard(s):</b>	FCC 47 CFR §15.247	Industry Canada RSS-210 Issue 5	
	<b>Lab Registration(s):</b>	FCC Lab Reg. # 714830	Industry Canada Lab File #3874	

## E.7. SETUP PHOTOGRAPHS

Photograph E-1 - Loop Antenna (10kHz - 30 MHz) @ 3m



Photograph E-2 - Bilog Antenna (30 MHz - 1 GHz) @ 3m



Photograph E-3 - 3115 Horn (1G - 2G) @ 3 m




Photograph E-4 - 3115 Horn with LNA/Filter @ 1m




Photograph E-5 - Waveline Horn with LNA @ 1m



Left Intentionally Blank

<b>Applicant:</b>	Itronix Corporation	<b>Model:</b>	IX325-AC580IWL	<b>FCC ID:</b>	KBCIX325-AC580IWL	<b>IC ID:</b>	1943A-IX325f
IX325 Rugged Tablet PC with internal Intel PRO2200BG 802.11b/g WLAN & Well Green Dual Internal Antenna							
2006 Celltech Labs Inc.	This document is not to be reproduced in whole or in part without the prior written permission of Celltech Labs Inc.						Page 38 of 59



	<b>Test Report Serial No.:</b>	100305KBC-T673-E15W	<b>Report Issue No.:</b>	E673W-021306-R0
	<b>Test Date(s):</b>	04Jul05 - 20Jul05	<b>Report Issue Date:</b>	February 13, 2006
	<b>Test Standard(s):</b>	FCC 47 CFR §15.247	Industry Canada RSS-210 Issue 5	
	<b>Lab Registration(s):</b>	FCC Lab Reg. # 714830	Industry Canada Lab File #3874	

## G.7. SETUP PHOTOS

Photograph G-1 - AC Powerline Conducted Emission Cable Placement




Photograph G-2 - AC Powerline Conducted Emission Configuration



## G.8. DUT OPERATING DESCRIPTION

<b>WLAN:</b>	The WLAN was set to transmit at full power on Channel 1, Mode b 1 Mb/s
<b>PC:</b>	Other than operating the WLAN software and running MS windows, no PC exercising was performed.
<b>Peripherals:</b>	All peripherals were active, but no specific traffic was initiated.

<b>Applicant:</b>	Itronix Corporation	<b>Model:</b>	IX325-AC580IWL	<b>FCC ID:</b>	KBCIX325-AC580IWL	<b>IC ID:</b>	1943A-IX325f
IX325 Rugged Tablet PC with internal Intel PRO2200BG 802.11b/g WLAN & Well Green Dual Internal Antenna							
2006 Celltech Labs Inc.	This document is not to be reproduced in whole or in part without the prior written permission of Celltech Labs Inc.						Page 55 of 59