

Specification of Antenna

1. Information

- Antenna Type: IFA
- Model Name: none (PWB Printed Antenna)
- Antenna Gain: 3.5dBi max
- Frequency Range: 2400-2480 MHz
- Measurement : Sony Corporation Anechoic Chamber
- Equipment : ETS-L Antenna Measurement System
Keysight E5071C

2. Radiation Pattern Measurement

The antenna radiation pattern is measured with “ETS-L Antenna Measurement System”. The characteristics of the horizontal and vertical polarization in all direction are automatically measured.

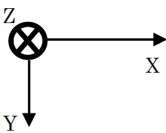
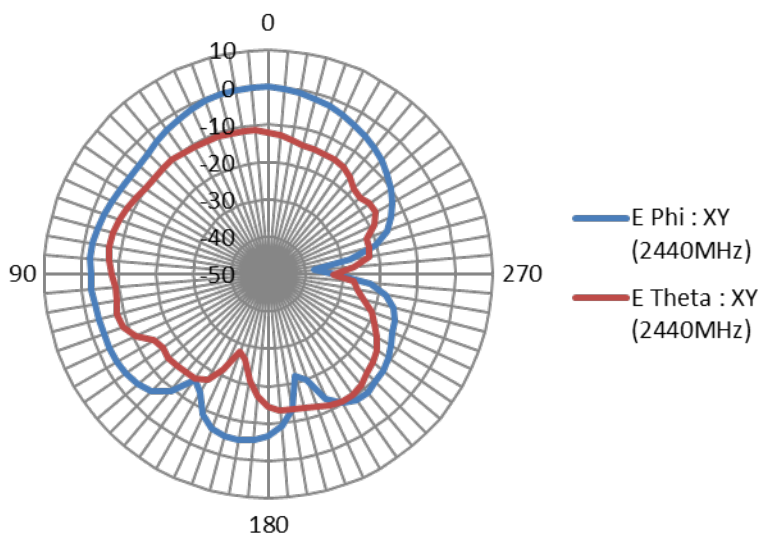
3. Test Method

The antenna passive measurement is measured with network analyzer Keysight E5071C which is implemented in the measurement system. The port for transmitting signal of the network analyzer is connected with using the 50 ohm co-axial cable which is connected at the point of the DUT antenna side. The other port for receiving signal of the network analyzer is connected to the dual-polarized antennas which is implemented in the measurement system.

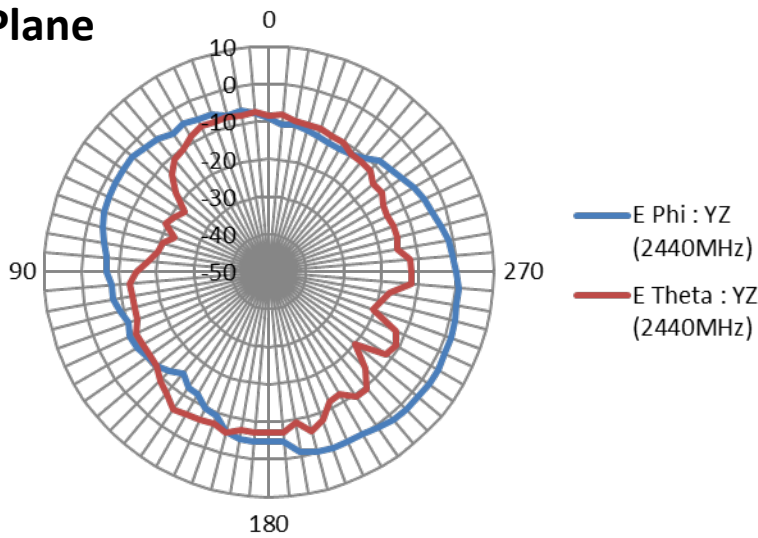
The antenna is integrated into the DUT at this measurement. The DUT is put on the turn table during the measurement.

4. Radiation Pattern

XY Plane



YZ Plane



ZX Plane

