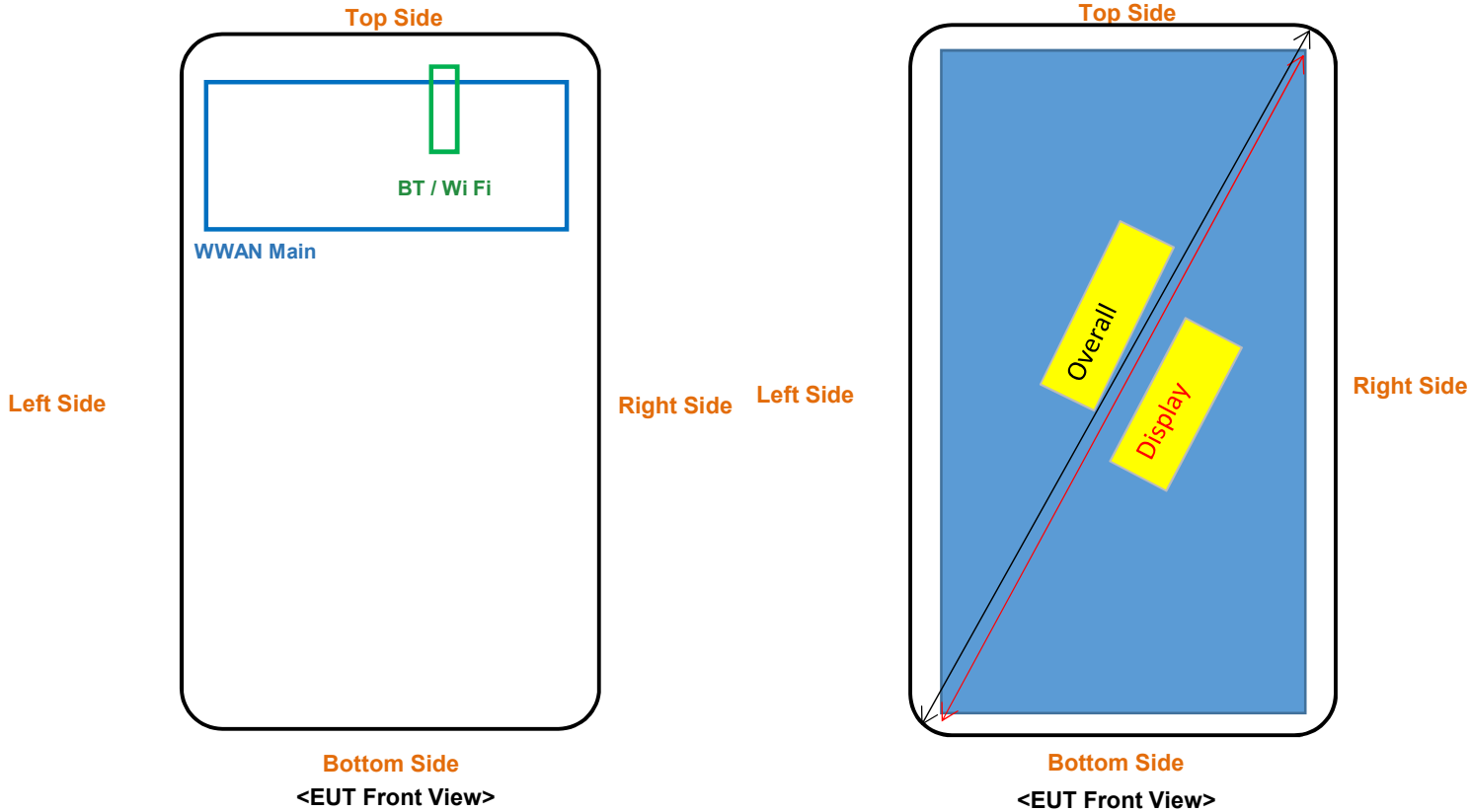


Photographs of EUT Setup and Antenna Location

The photographs of EUT and setup for SAR testing are shown as follows.

<Antenna Location>



The separation distance for antenna to edge:







Antenna	Overall Diagonal	Display Diagonal	To Top Side	To Bottom Side	To Left Side	To Right Side
			(mm)	(mm)	(mm)	(mm)
WWAN Main Antenna	130.3	101.7	5.9	81.5	4.6	4.6
BT/WLAN			3.5	116.1	16	10.2

Antenna	To Rear Face Side	To Front Face Side	To Bottom Side	To Top Side
	(mm)	(mm)	(mm)	(mm)
WWAN Main Antenna	2.8	8.5	81.5	5.9
BT/WLAN	2.9	7.3	116.1	3.5

Top Side



<Photographs of Body SAR Test Setup>

	
Front Face of EUT Tested at 0 mm	Rear Face of EUT Tested at 0 mm
	
Left Side of EUT Tested at 0 mm	Right Side of EUT Tested at 0 mm
	
Top Side of EUT Tested at 0 mm	Bottom Side of EUT Tested at 0 mm