

# TEST REPORT

EUT Description	WLAN and BT, 2x2 PCIe M.2 1216 SD adapter card
Brand Name	Intel® Wireless-AC 9560
Model Name	9560D2W
FCC ID	PD99560D2
ISED ID	1000M-9560D2
Date of Test Start/End	2017-10-12 / 2017-10-12
Features	802.11ac, Dual Band, 2x2 Wi-Fi + Bluetooth® 5 (see section 5)

Applicant	Intel Mobile Communications
Address	100 Center Point Circle, Suite 200 Columbia, South Carolina 29210 USA
Contact Person	Steven Hackett
Telephone/Fax/ Email	steven.c.hackett@intel.com

Reference Standards	FCC CFR Title 47 Part 15E RSS-247 issue 2 (see section 1)
---------------------	---

Test Report identification	170919-03.TR06
Revision Control	Rev. 00 This test report revision replaces any previous test report revision (see section 8)

The test results relate only to the samples tested.

The test report shall not be reproduced in full, without written approval of the laboratory.

Issued by

Reviewed by

Gregory ROUSTAN  
(Test Engineer Lead)

Walid EL HAJJ  
(Test Engineer Lead)

Intel Mobile Communications France S.A.S – WRF Lab  
425 rue de Goa – Le Cargo B6 - 06600, Antibes, France  
Tel. +33493001400 / Fax +33493001401

# Table of Contents

---

<b>1. Standards, reference documents and applicable test methods .....</b>	<b>3</b>
<b>2. General conditions, competences and guarantees .....</b>	<b>3</b>
<b>3. Environmental Conditions .....</b>	<b>3</b>
<b>4. Test samples .....</b>	<b>3</b>
<b>5. EUT Features .....</b>	<b>4</b>
<b>6. Remarks and comments .....</b>	<b>4</b>
<b>7. Test Verdicts summary .....</b>	<b>4</b>
7.1. DYNAMIC FREQUENCY SELECTION .....	4
<b>8. Document Revision History .....</b>	<b>4</b>
<b>Annex A. Test &amp; System Description .....</b>	<b>5</b>
A.1 MEASUREMENT SYSTEM .....	5
A.2 TEST EQUIPMENT LIST .....	6
A.3 MEASUREMENT UNCERTAINTY EVALUATION .....	6
<b>Annex B. Test Results .....</b>	<b>7</b>
B.1 TEST CONDITIONS .....	7
B.2 TEST RESULTS FOR DYNAMIC FREQUENCY SELECTION (DFS) .....	7
<b>Annex C. Photographs .....</b>	<b>10</b>
C.1 TEST SAMPLE .....	10

## 1. Standards, reference documents and applicable test methods

1. FCC 47 CFR part 15 - Subpart E – Unlicensed National Information Infrastructure Devices.
2. FCC OET KDB 905462 D02 UNII DFS Compliance Procedures New Rules v02 – Compliance Measurement procedures for Unlicensed-National Information Infrastructure Devices Operating in the 5250-5350 MHz and 5470-5725 MHz Bands Incorporating Dynamic Frequency Selection.
3. RSS-247 Issue 2 – Digital Transmission Systems (DTSS), Frequency Hopping Systems (FHSS) and Licence-Exempt Local Area Network (LE-LAN) Devices
4. ANSI C63.10-2013 American National Standard of Procedures for Compliance Testing of Unlicensed Wireless Devices.

## 2. General conditions, competences and guarantees

- ✓ Intel Mobile Communications France SAS Wireless RF Lab (Intel WRF Lab) is an ISO/IEC 17025:2005 testing laboratory accredited by the American Association for Laboratory Accreditation (A2LA) with the certificate number 3478.01.
- ✓ Intel Mobile Communications France SAS Wireless RF Lab (Intel WRF Lab) is an Accredited Test Firm recognized by the FCC, with Designation Number FR0011.
- ✓ Intel Mobile Communications France SAS Wireless RF Lab (Intel WRF Lab) is a Registered Test Site listed by ISED, with ISED Assigned Code 1000Y.
- ✓ Intel WRF Lab only provides testing services and is committed to providing reliable, unbiased test results and interpretations.
- ✓ Intel WRF Lab is liable to the client for the maintenance of the confidentiality of all information related to the item under test and the results of the test.
- ✓ Intel WRF Lab has developed calibration and proficiency programs for its measurement equipment to ensure correlated and reliable results to its customers.
- ✓ This report is only referred to the item that has undergone the test.
- ✓ This report does not imply an approval of the product by the Certification Bodies or competent Authorities.

## 3. Environmental Conditions

- ✓ At the site where the measurements were performed the following limits were not exceeded during the tests:

Temperature	23 °C ± 2 °C
Humidity	52 % ± 5 %

## 4. Test samples

Sample	Control #	Description	Model	Serial #	Date of receipt
#01	170919-03.S26	Module	9560D2W	WFM: 3413E8702871	2017-10-02
	170524-02.S14	Extender Board	PCB00609_01	6092416-030	2017-05-30
	170727-02.S16	Adapter 1216SD to M.2	JfP Adapter M2	N/A	2017-07-27
	170000-01.S14	Laptop	Latitude E5470	90LKMC2	2017-05-30

## 5. EUT Features

Brand Name	Intel® Wireless-AC 9560		
Model Name	9560D2W		
FCC ID	PD99560D2		
ISED ID	1000M-9560D2		
Software Version	Proset 20.10.0		
Driver Version	99.0.28.6		
Prototype / Production	Production		
Supported Radios	802.11b/g/n	2.4GHz (2400.0 – 2483.5 MHz)	
	802.11a/n/ac	5.2GHz (5150.0 – 5350.0 MHz)	
		5.6GHz (5470.0 – 5725.0 MHz)	
		5.8GHz (5725.0 – 5850.0 MHz)	
	Bluetooth 5	2.4GHz (2400.0 – 2483.5 MHz)	
Antenna Information	CHAIN A: PIFA antenna. WiFi 2.4GHz & 5GHz and BT CHAIN B: PIFA antenna. WiFi 2.4GHz & 5GHz		
Additional Information			

## 6. Remarks and comments

1. The operating mode of the sample is client only without radar detection.
2. The maximum antenna gain is 5dBi.

## 7. Test Verdicts summary

### 7.1. Dynamic frequency selection

FCC part	RSS part	Test name	Verdict
15.407 (h) (2)	RSS-247 part 6.3	Non Occupancy Period	P
		DFS Detection Threshold	NA
		Channel Availability Check Time	NA
		Uniform Spreading	NA
		U-NII Detection Bandwidth	NA
		DFS Detection Threshold	NA
		Channel Closing Transmission Time	P
		Channel Move Time	P
		U-NII Detection Bandwidth	NA

## 8. Document Revision History

Revision #	Date	Modified by	Revision Details
Rev. 00	2017-10-17	G.Roustan	First Issue

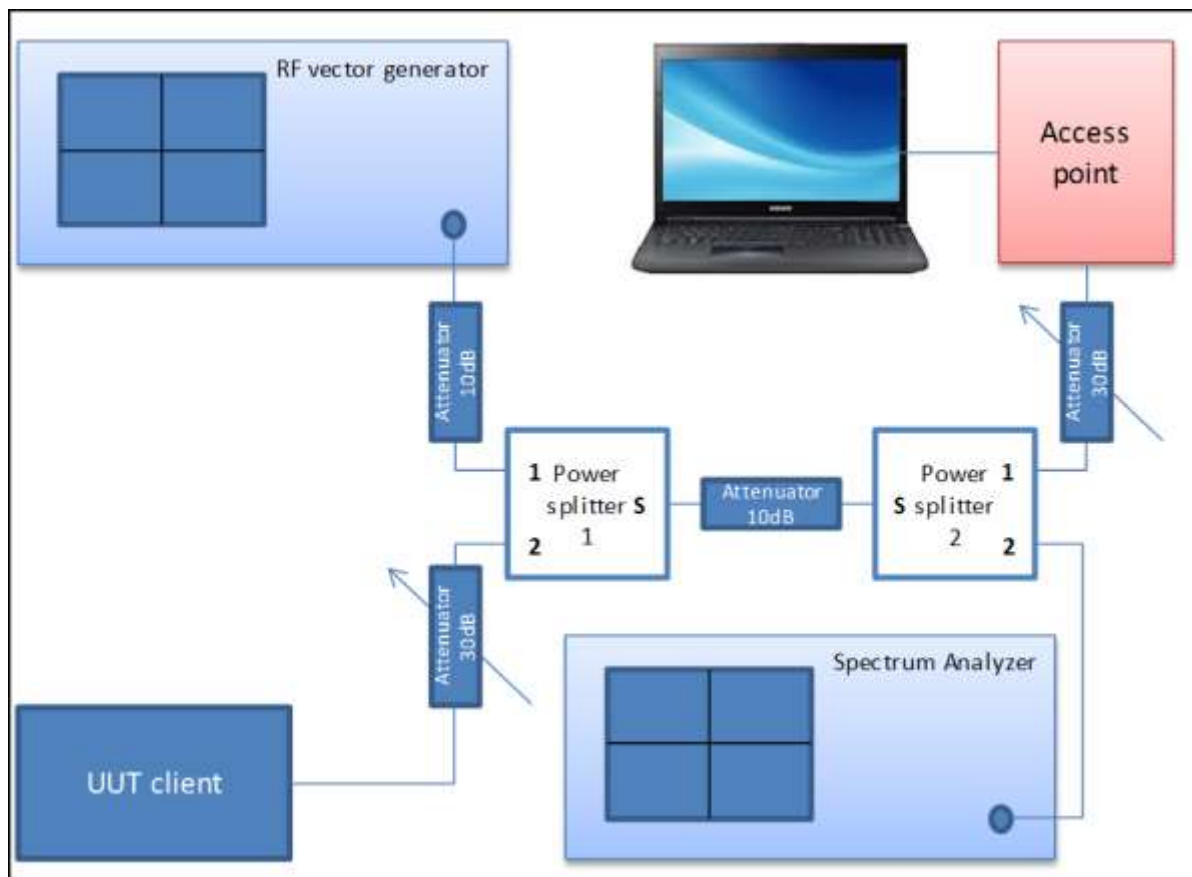
# Annex A. Test & System Description

## A.1 Measurement System

Measurements were performed using the following setups, made in accordance to the general provisions of FCC KDB 905462 D02 UNII DFS Compliance Procedures New Rules v02.

The EUT was installed in a test fixture and this test fixture is connected to a laptop computer and AC/DC power adapter. A second laptop computer was used to configure the access point on the DFS channels; a channel was selected randomly by the access point. To enable channel loading, this second laptop computer is also used as a server host, a video was streamed on the EUT.

### Conducted Setup



## A.2 Test Equipment List

### Conducted Setup

ID#	Device	Type/Model	Serial Number	Manufacturer	Cal. Date	Cal. Due Date
0318	Spectrum analyzer	FSV30	103310	Rohde & Schwarz	2016-09-19	2018-09-19
0017	Vector Signal Generator	SMJ100A	100458	Rohde & Schwarz	2015-10-21	2017-10-21
0261	Access point*	Aironet IOS	FTX134390GV	Cisco	NA	NA
NA	Laptop DELL	Latitude E5440	-	DELL	NA	NA

## A.3 Measurement Uncertainty Evaluation

The system uncertainty evaluation is shown in the below table:

Measurement type	Uncertainty
Time domain	$\pm 1$ ms

# Annex B. Test Results

---

## B.1 Test Conditions

The EUT power supply was provided by the Extender test board,  $V_{\text{nominal}} = 3.3 V_{\text{DC}}$ .  
The software PROSet/Wireless Intel® 20.10.0 was used to set the EUT in normal operation mode.

## B.2 Test results for Dynamic Frequency Selection (DFS)

### Test procedure

The conducted setup shown on *Section A.1* was used to measure the Channel Closing Transmission Time and Channel Move Time.

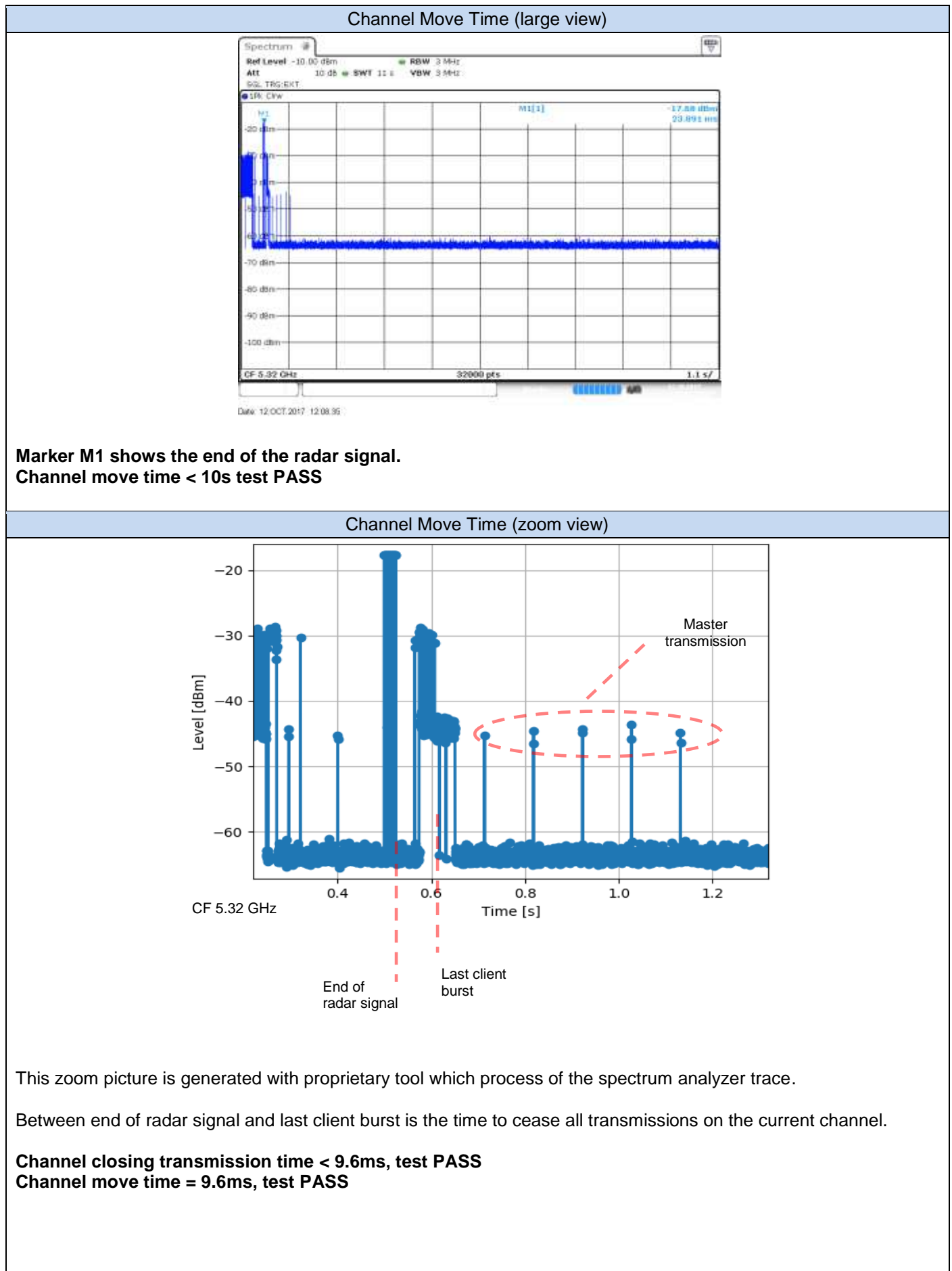
The *Client Device* (UUT) is set up to associate with the *Master Device*. The channel loading test file is streamed from the *Master Device* to the *Client Device*. Radar test waveforms generated with the vector signal generator are injected into the *Master* on the operating channel above the DFS detection threshold. Observations are done on the transmissions of the UUT at the end of the radar burst on the Operating Channel for a duration greater than 10 seconds. We measured the transmissions from the UUT during the observation time, after radar detection occurs the Channel Move Time and Channel Closing Transmission Time are recorded.

### Results tables

Tested Channel: 64, Frequency: 5320 MHz

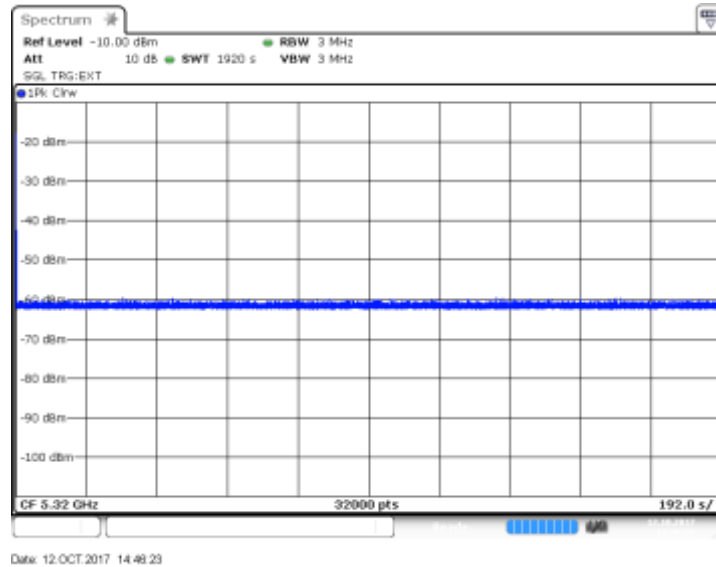
Test item	Results	Limit
Channel Closing Transmission Time	< 9.6 ms	200 ms + an aggregate of 60ms over remaining 10 seconds period.
Channel Move Time	9.6 ms	10 seconds
Non-Occupancy Period	> 30 minutes	30 minutes

## Results Screenshot









## Non-Occupancy Time



**No transmission of any type has occurred for 30 minutes, test PASS**

# Annex C. Photographs

## C.1 Test Sample

Sample #01	
Module Front	Module Back
	
Socket Front	Socket Back
	
Extender board	Laptop
