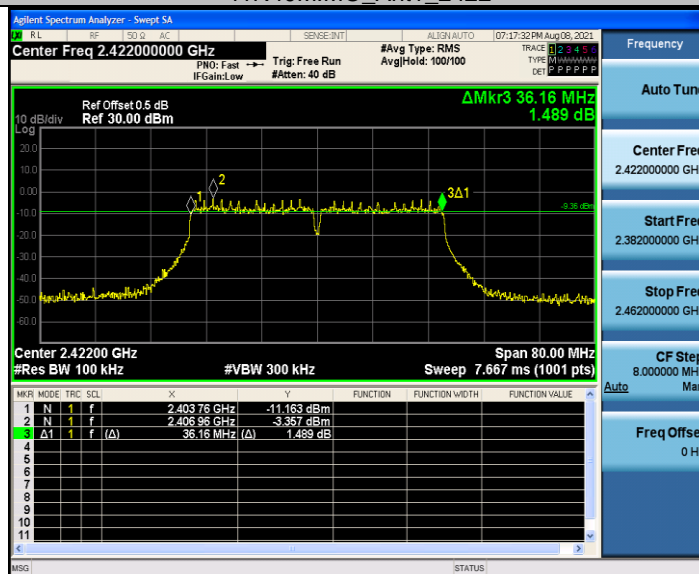
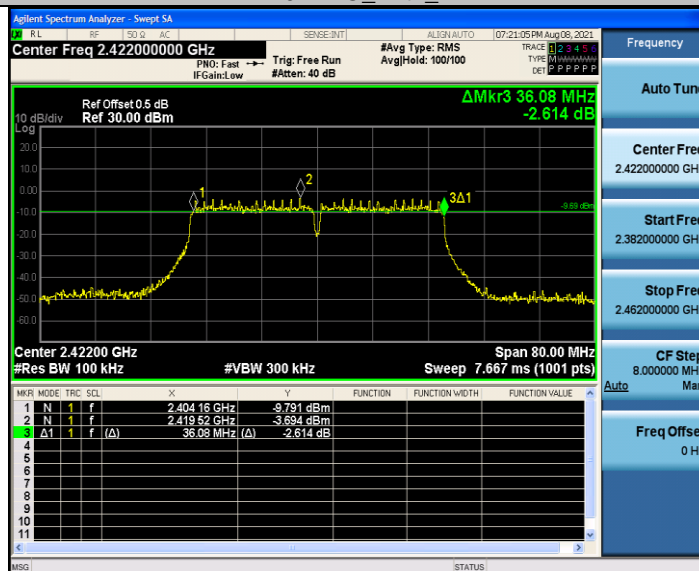




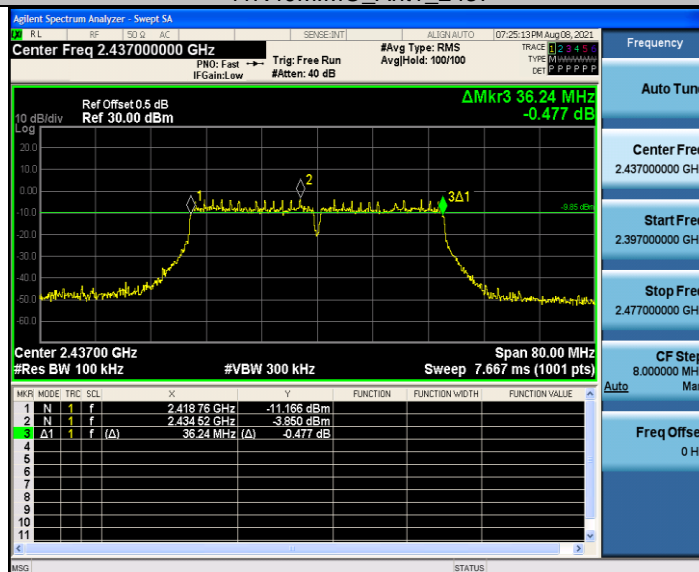
11N40MIMO_Ant1_2422



11N40MIMO_Ant2_2422



11N40MIMO_Ant1_2437



CTC Laboratories, Inc.

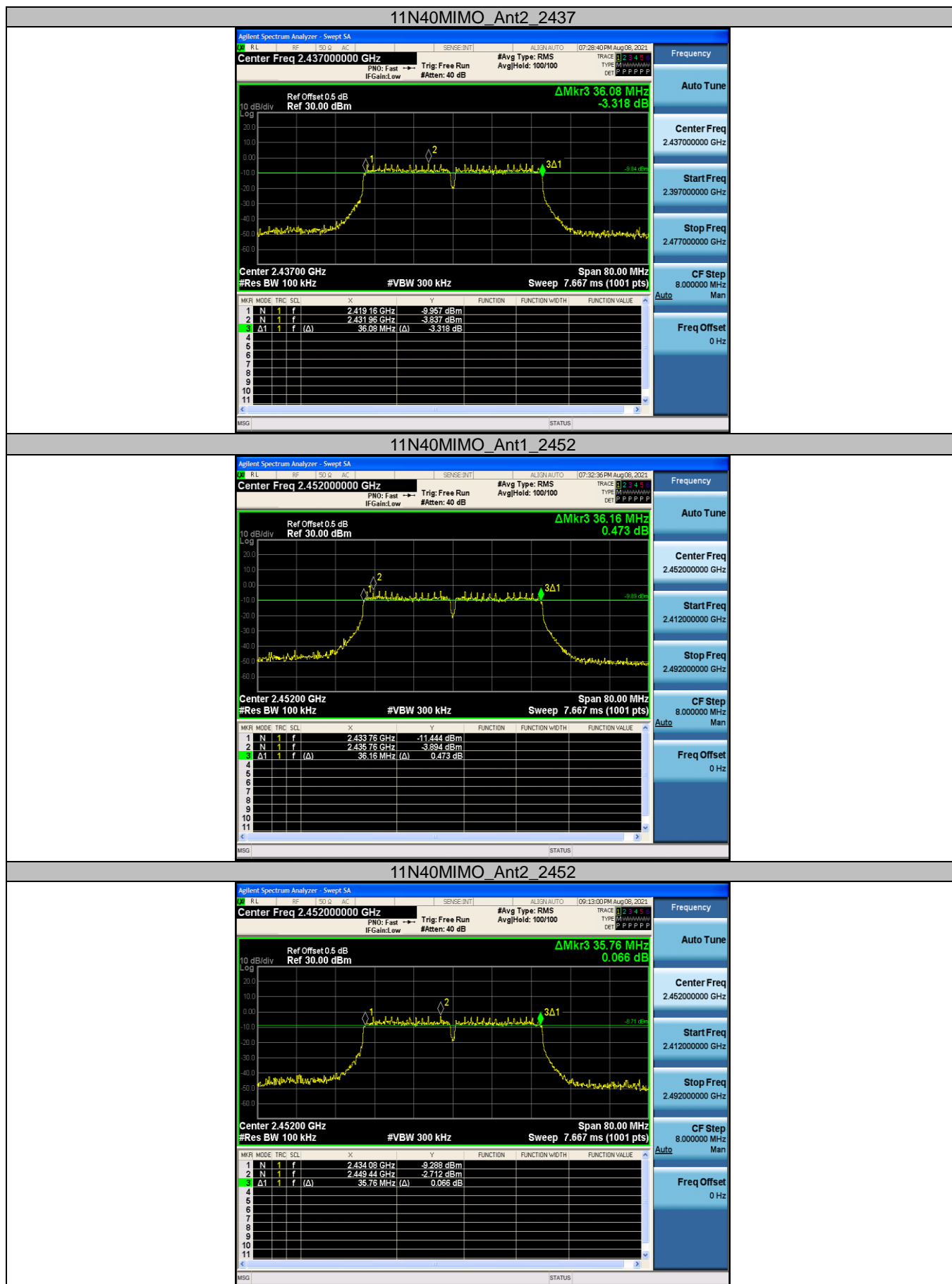
1-2/F., Building 2, Jiaquan Building, Guanlan High-Tech Park, Shenzhen, Guangdong, China

Tel.: (86)755-27521059

Fax: (86)755-27521011

Http://www.sz-ctc.org.cn

For anti-fake verification, please visit the official website of Certification and Accreditation Administration of the People's Republic of China: yz.cnca.cn



CTC Laboratories, Inc.

1-2/F., Building 2, Jiaquan Building, Guanlan High-Tech Park, Shenzhen, Guangdong, China

Tel.: (86)755-27521059

Fax: (86)755-27521011

Http://www.sz-ctc.org.cn

For anti-fake verification, please visit the official website of Certification and Accreditation Administration of the People's Republic of China: yz.cnca.cn



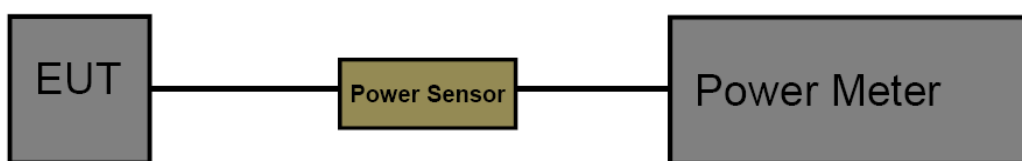
3.6. Peak Output Power

Limit

FCC CFR Title 47 Part 15 Subpart C Section 15.247 (b)(3)/ RSS-247 5.4:

Section	Test Item	Limit	Frequency Range(MHz)
CFR 47 FCC 15.247(b)(3)	Maximum conducted output power	1 Watt or 30dBm	2400~2483.5
ISED RSS-247 5.4 d	EIRP	4 Watt or 36dBm	2400~2483.5

Test Configuration



Test Procedure

1. The maximum conducted output power may be measured using a broadband Peak RF power meter.
2. Peak power measurements were performed only when the EUT was transmitting at its maximum power control level using a broadband power meter with a pulse sensor.
3. The power meter implemented triggering and gating capabilities which were set up such that power measurements were recorded only during the ON time of the transmitter.
4. Record the measurement data.

Test Mode

Please refer to the clause 2.4.

**Test Result**

TestMode	Antenna	Channel	Result[dBm]	Limit[dBm]	Verdict
11B	Ant1	2412	18.79	<=30	PASS
	Ant2	2412	18.82	<=30	PASS
	Ant1	2437	18.12	<=30	PASS
	Ant2	2437	18.69	<=30	PASS
	Ant1	2462	18.29	<=30	PASS
	Ant2	2462	18.06	<=30	PASS
11G	Ant1	2412	21.53	<=30	PASS
	Ant2	2412	21.62	<=30	PASS
	Ant1	2437	20.90	<=30	PASS
	Ant2	2437	21.35	<=30	PASS
	Ant1	2462	20.47	<=30	PASS
	Ant2	2462	20.90	<=30	PASS
11N20MIMO	Ant1	2412	18.34	<=30	PASS
	Ant2	2412	18.49	<=30	PASS
	total	2412	21.4	<=30	PASS
	Ant1	2437	18.37	<=30	PASS
	Ant2	2437	17.79	<=30	PASS
	total	2437	21.1	<=30	PASS
	Ant1	2462	17.32	<=30	PASS
	Ant2	2462	17.87	<=30	PASS
	total	2462	20.6	<=30	PASS
11N40MIMO	Ant1	2422	17.79	<=30	PASS
	Ant2	2422	17.92	<=30	PASS
	total	2422	20.9	<=30	PASS
	Ant1	2437	17.57	<=30	PASS
	Ant2	2437	17.70	<=30	PASS
	total	2437	20.6	<=30	PASS
	Ant1	2452	17.16	<=30	PASS
	Ant2	2452	18.65	<=30	PASS
	total	2452	21.0	<=30	PASS

Note: Test results increased RF cable loss by 0.5dB.



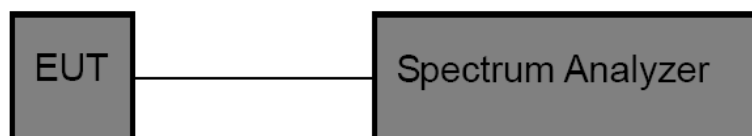
3.7. Power Spectral Density

Limit

FCC CFR Title 47 Part 15 Subpart C Section 15.247 (e)/ RSS-247 5.2 b:

Test Item	Limit	Frequency Range(MHz)
Power Spectral Density	8dBm(in any 3 kHz)	2400~2483.5

Test Configuration



Test Procedure

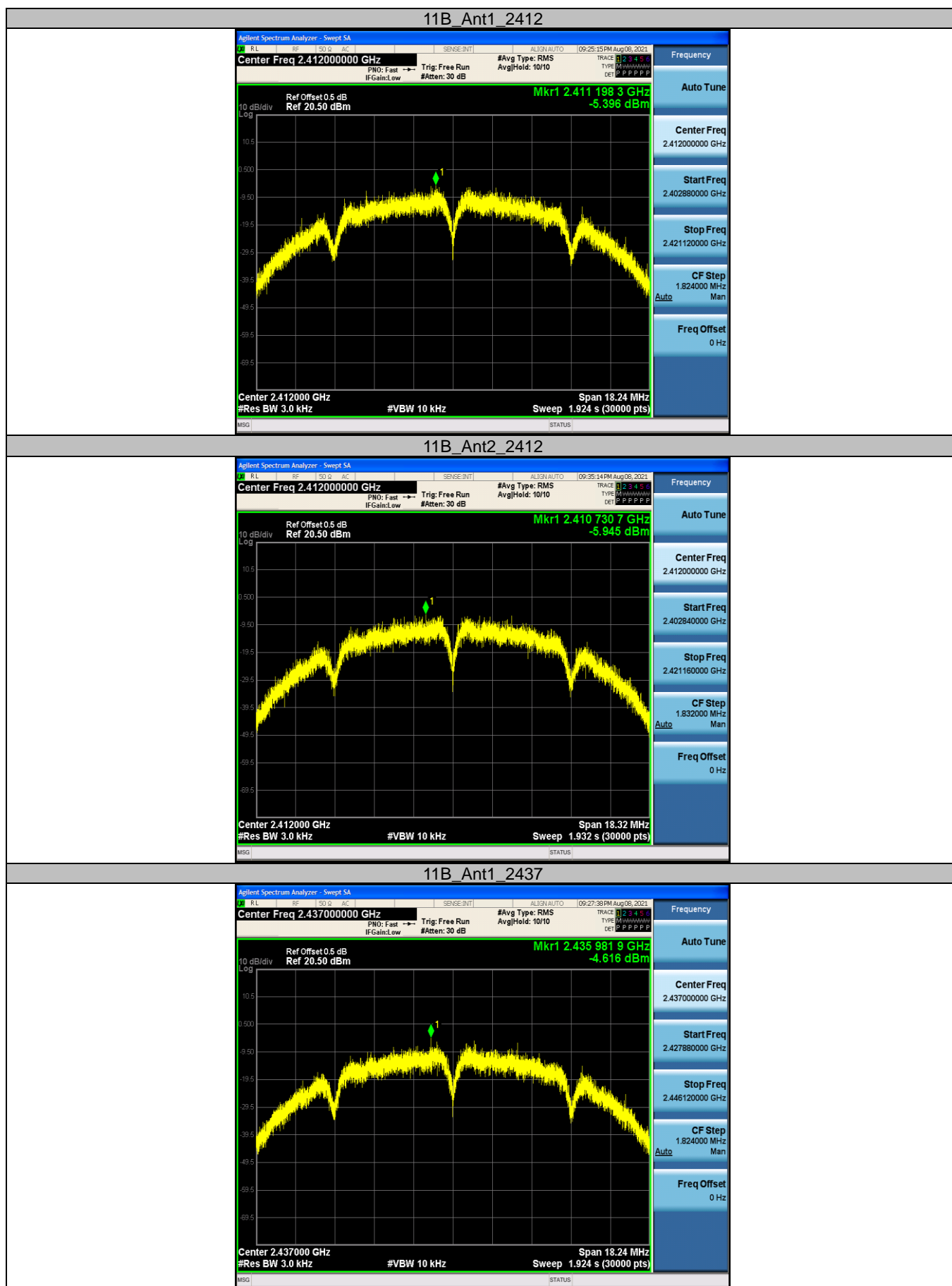
1. The EUT was directly connected to the spectrum analyzer and antenna output port as show in the block diagram above.
2. The EUT was directly connected to the Spectrum Analyzer and antenna output port as show in the block diagram above. The measurement according to section 10.2 of KDB 558074 D01 DTS Meas Guidance v05r02.
3. Spectrum Setting:
Set analyzer center frequency to DTS channel center frequency.
Set the span to 1.5 times the DTS bandwidth.
Set the RBW to: 3 kHz
Set the VBW to: 10 kHz
Detector: PK
Sweep time: Auto
Allow trace to fully stabilize. Then use the peak marker function to determine the maximum amplitude level.

Test Mode

Please refer to the clause 2.4.

**Test Result**

TestMode	Antenna	Channel	Result[dBm/3-100kHz]	Limit[dBm/3kHz]	Verdict
11B	Ant1	2412	-5.4	<=8	PASS
	Ant2	2412	-5.95	<=8	PASS
	Ant1	2437	-4.62	<=8	PASS
	Ant2	2437	-5.27	<=8	PASS
	Ant1	2462	-5.93	<=8	PASS
	Ant2	2462	-4.42	<=8	PASS
11G	Ant1	2412	-9.47	<=8	PASS
	Ant2	2412	-10.07	<=8	PASS
	Ant1	2437	-10.94	<=8	PASS
	Ant2	2437	-10.74	<=8	PASS
	Ant1	2462	-10.87	<=8	PASS
	Ant2	2462	-10.32	<=8	PASS
11N20MIMO	Ant1	2412	-13.84	<=8	PASS
	Ant2	2412	-14.53	<=8	PASS
	total	2412	-11.16	<=8	PASS
	Ant1	2437	-14.34	<=8	PASS
	Ant2	2437	-14.83	<=8	PASS
	total	2437	-11.57	<=8	PASS
	Ant1	2462	-14.77	<=8	PASS
	Ant2	2462	-15.71	<=8	PASS
	total	2462	-12.20	<=8	PASS
11N40MIMO	Ant1	2422	-16.81	<=8	PASS
	Ant2	2422	-17.83	<=8	PASS
	total	2422	-14.28	<=8	PASS
	Ant1	2437	-17.22	<=8	PASS
	Ant2	2437	-18.05	<=8	PASS
	total	2437	-14.60	<=8	PASS
	Ant1	2452	-17.54	<=8	PASS
	Ant2	2452	-17.3	<=8	PASS
	total	2452	-14.41	<=8	PASS



CTC Laboratories, Inc.

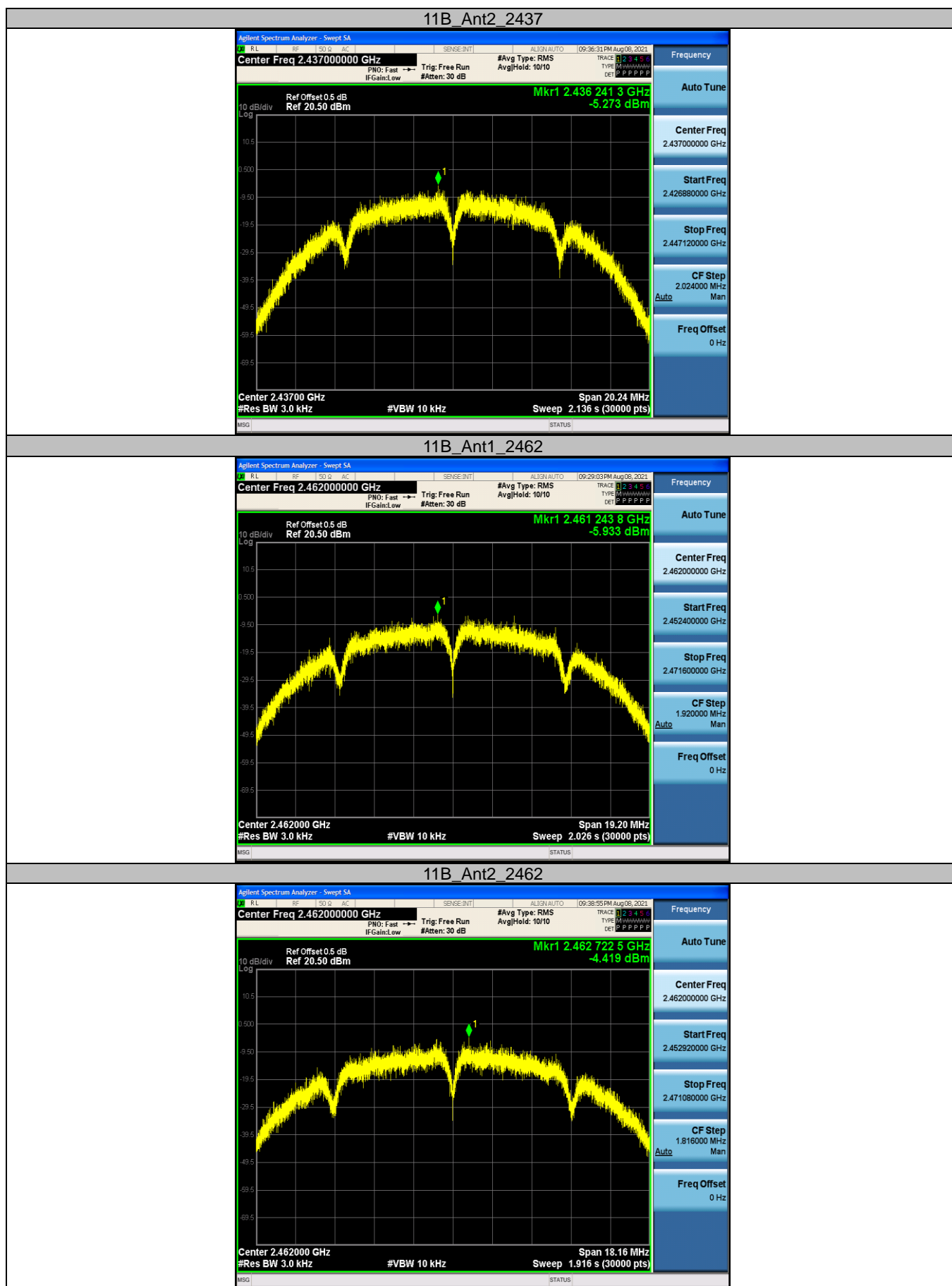
1-2/F., Building 2, Jiaquan Building, Guanlan High-Tech Park, Shenzhen, Guangdong, China

Tel.: (86)755-27521059

Fax: (86)755-27521011

Http://www.sz-ctc.org.cn

For anti-fake verification, please visit the official website of Certification and Accreditation Administration of the People's Republic of China: yz.cnca.cn



CTC Laboratories, Inc.

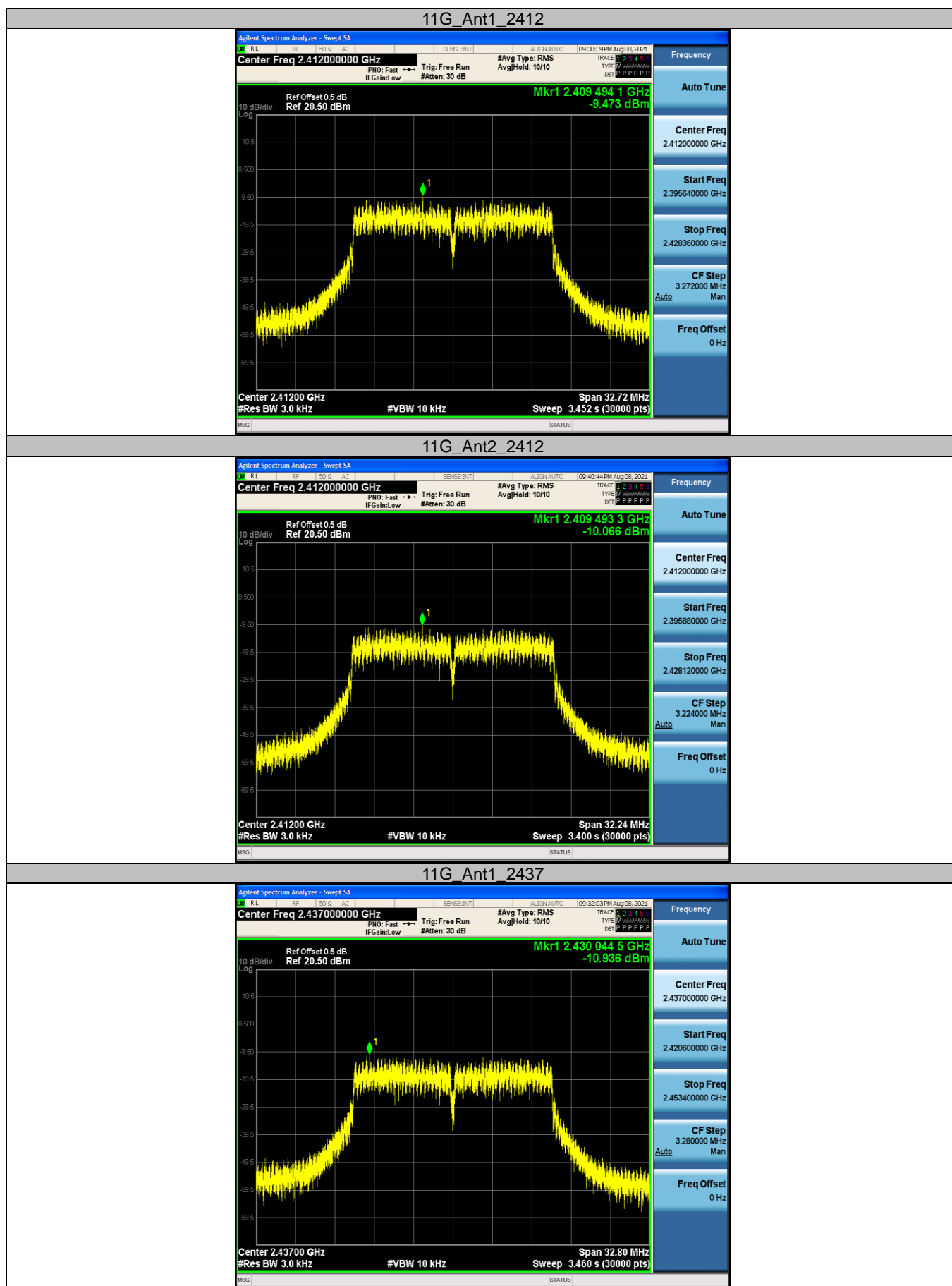
1-2/F., Building 2, Jiaquan Building, Guanlan High-Tech Park, Shenzhen, Guangdong, China

Tel.: (86)755-27521059

Fax: (86)755-27521011

Http://www.sz-ctc.org.cn

For anti-fake verification, please visit the official website of Certification and Accreditation Administration of the People's Republic of China: yz.cnca.cn



CTC Laboratories, Inc.

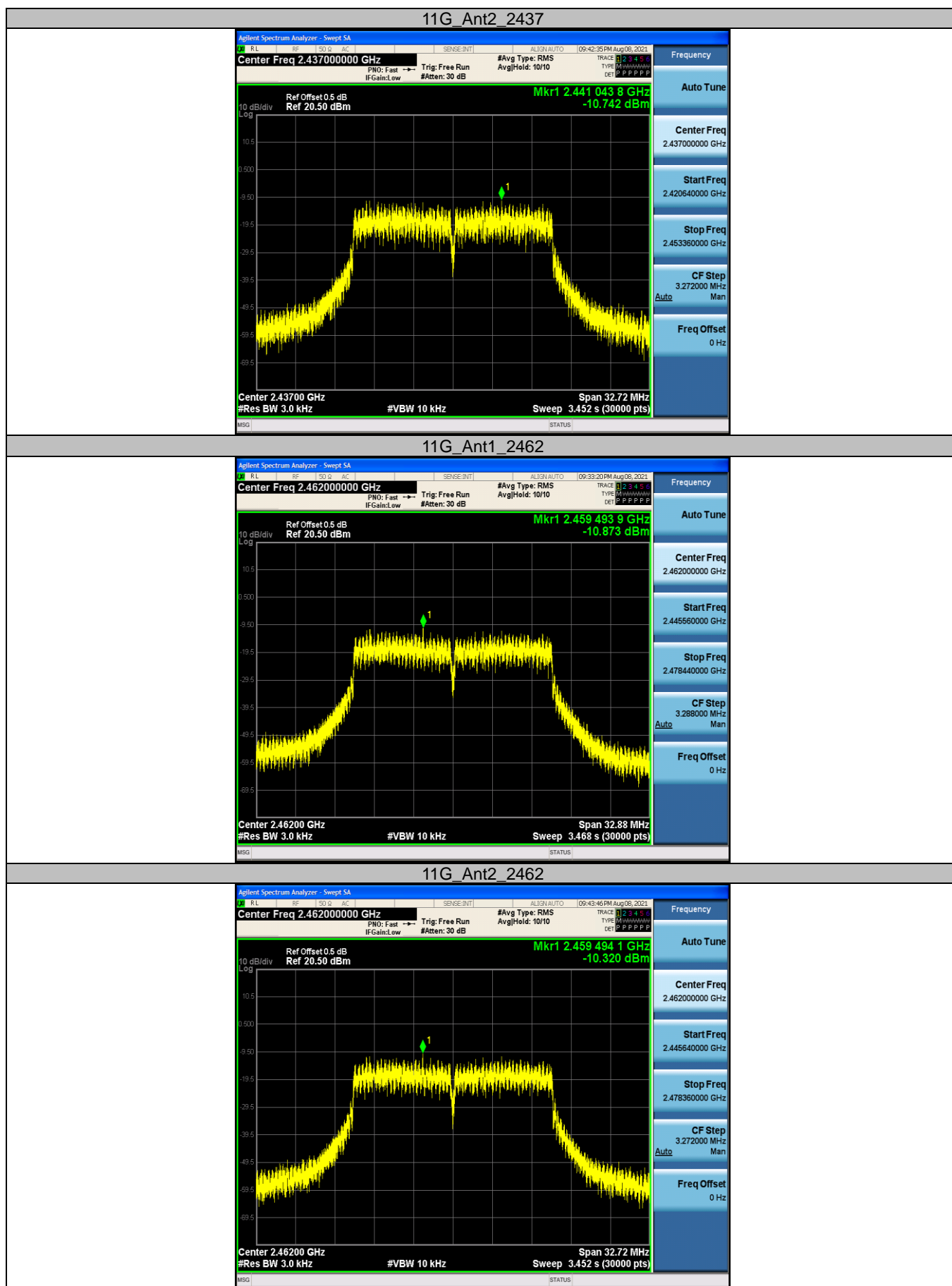
1-2/F., Building 2, Jiaquan Building, Guanlan High-Tech Park, Shenzhen, Guangdong, China

Tel.: (86)755-27521059

Fax: (86)755-27521011

Http://www.sz-ctc.org.cn

For anti-fake verification, please visit the official website of Certification and Accreditation Administration of the People's Republic of China: yz.cnca.cn



CTC Laboratories, Inc.

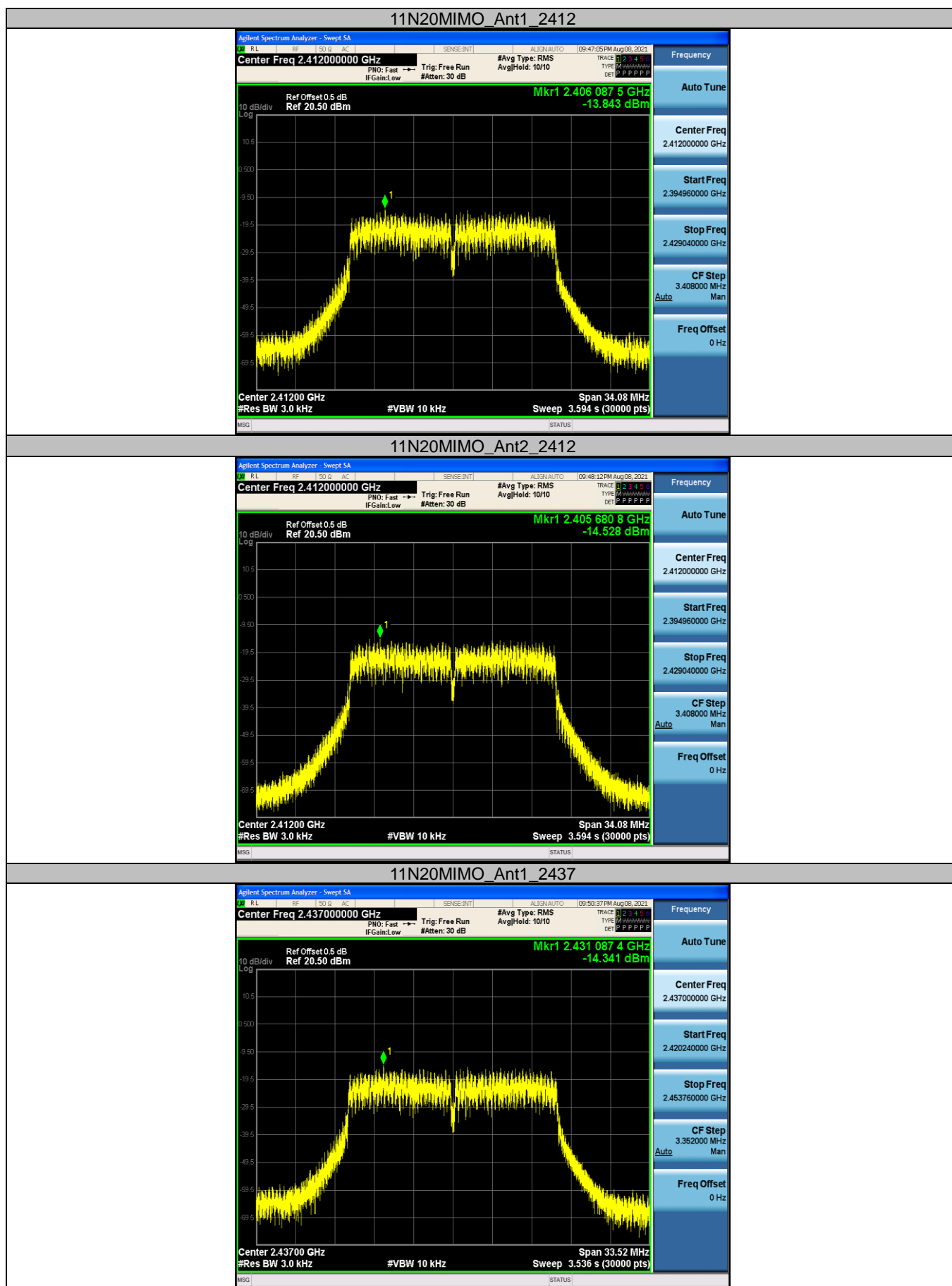
1-2/F., Building 2, Jiaquan Building, Guanlan High-Tech Park, Shenzhen, Guangdong, China

Tel.: (86)755-27521059

Fax: (86)755-27521011

Http://www.sz-ctc.org.cn

For anti-fake verification, please visit the official website of Certification and Accreditation Administration of the People's Republic of China: yz.cnca.cn



CTC Laboratories, Inc.

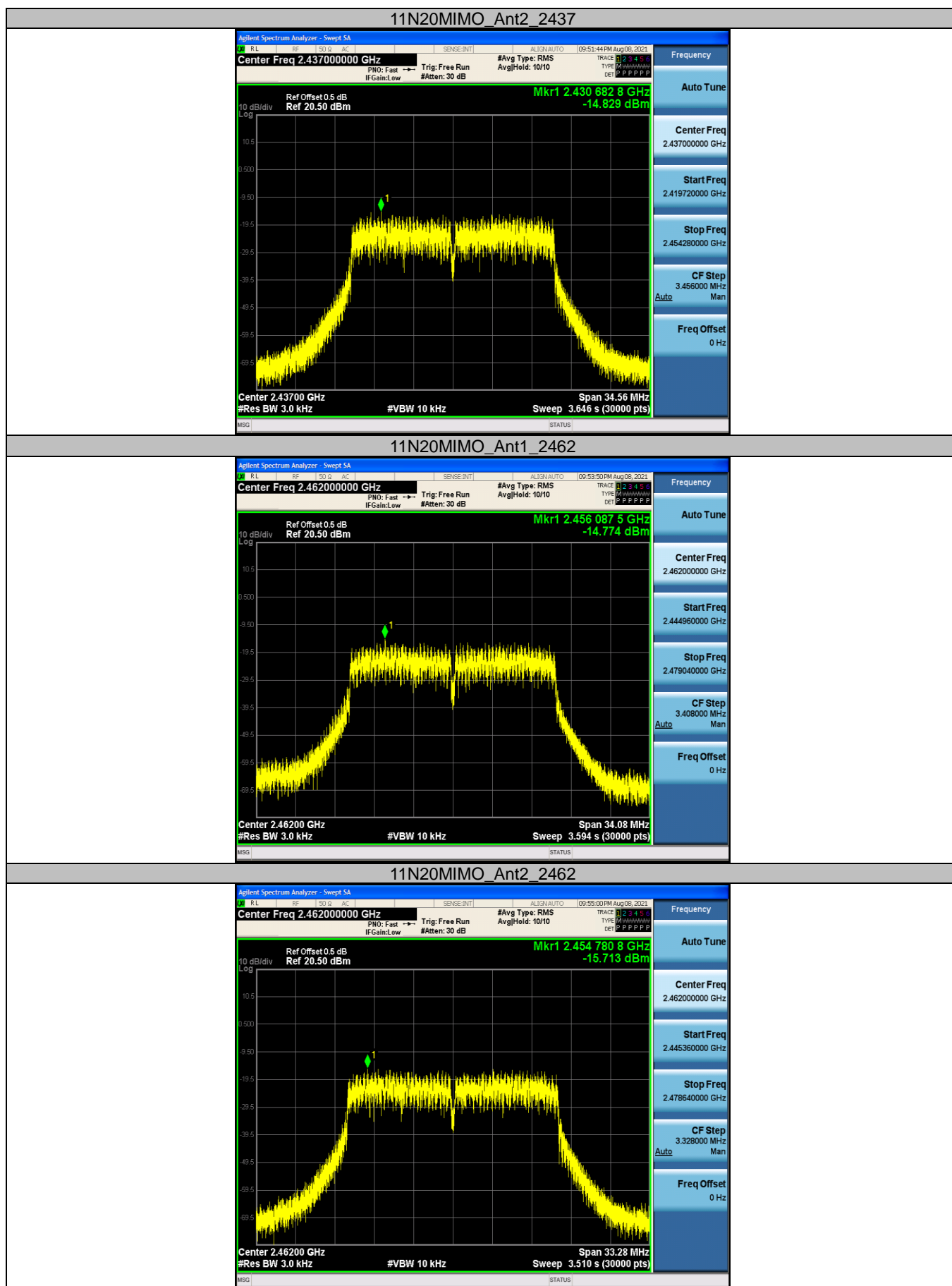
1-2/F., Building 2, Jiaquan Building, Guanlan High-Tech Park, Shenzhen, Guangdong, China

Tel.: (86)755-27521059

Fax: (86)755-27521011

Http://www.sz-ctc.org.cn

For anti-fake verification, please visit the official website of Certification and Accreditation Administration of the People's Republic of China: yz.cnca.cn



CTC Laboratories, Inc.

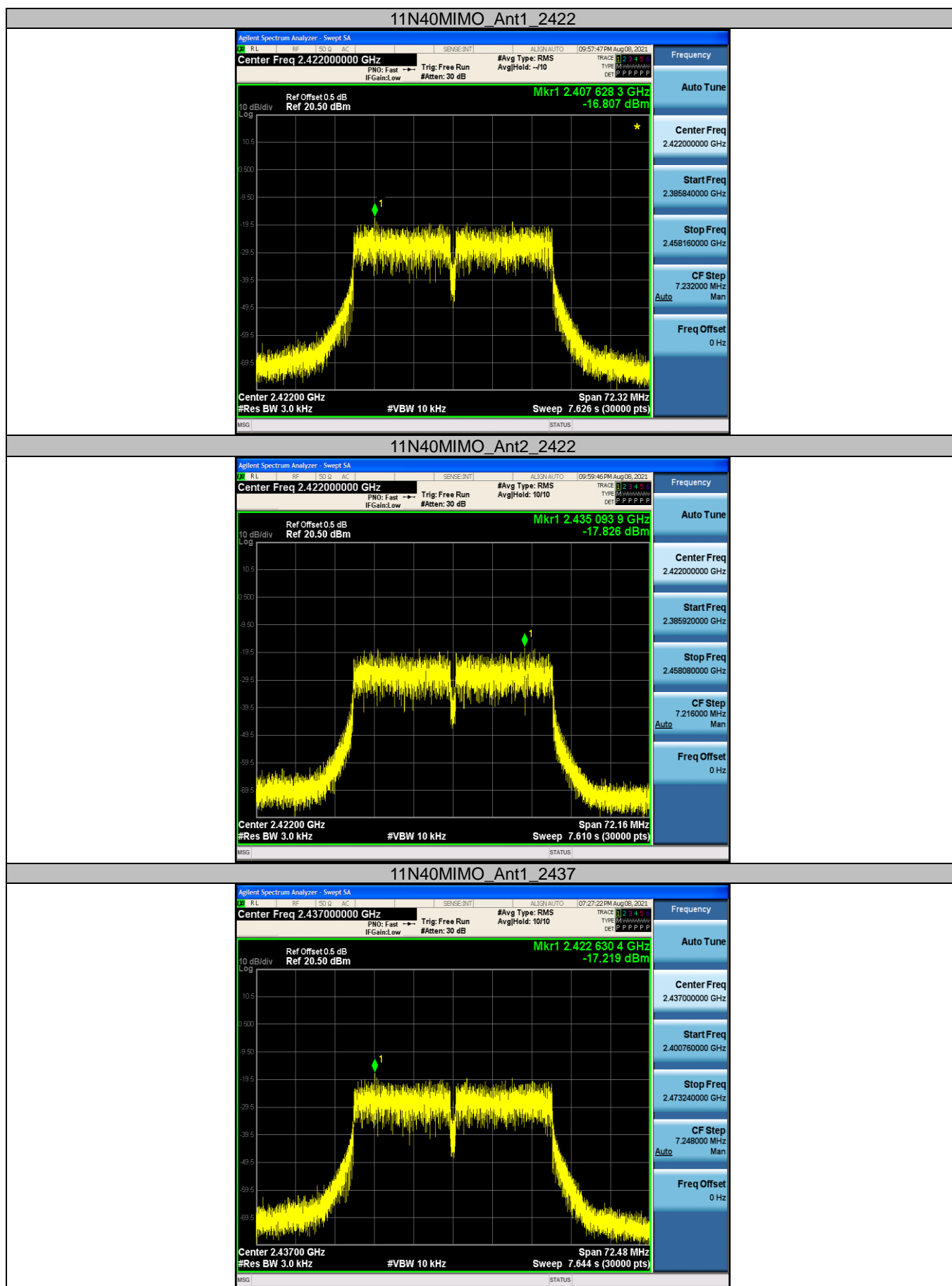
1-2/F., Building 2, Jiaquan Building, Guanlan High-Tech Park, Shenzhen, Guangdong, China

Tel.: (86)755-27521059

Fax: (86)755-27521011

Http://www.sz-ctc.org.cn

For anti-fake verification, please visit the official website of Certification and Accreditation Administration of the People's Republic of China: yz.cnca.cn



CTC Laboratories, Inc.

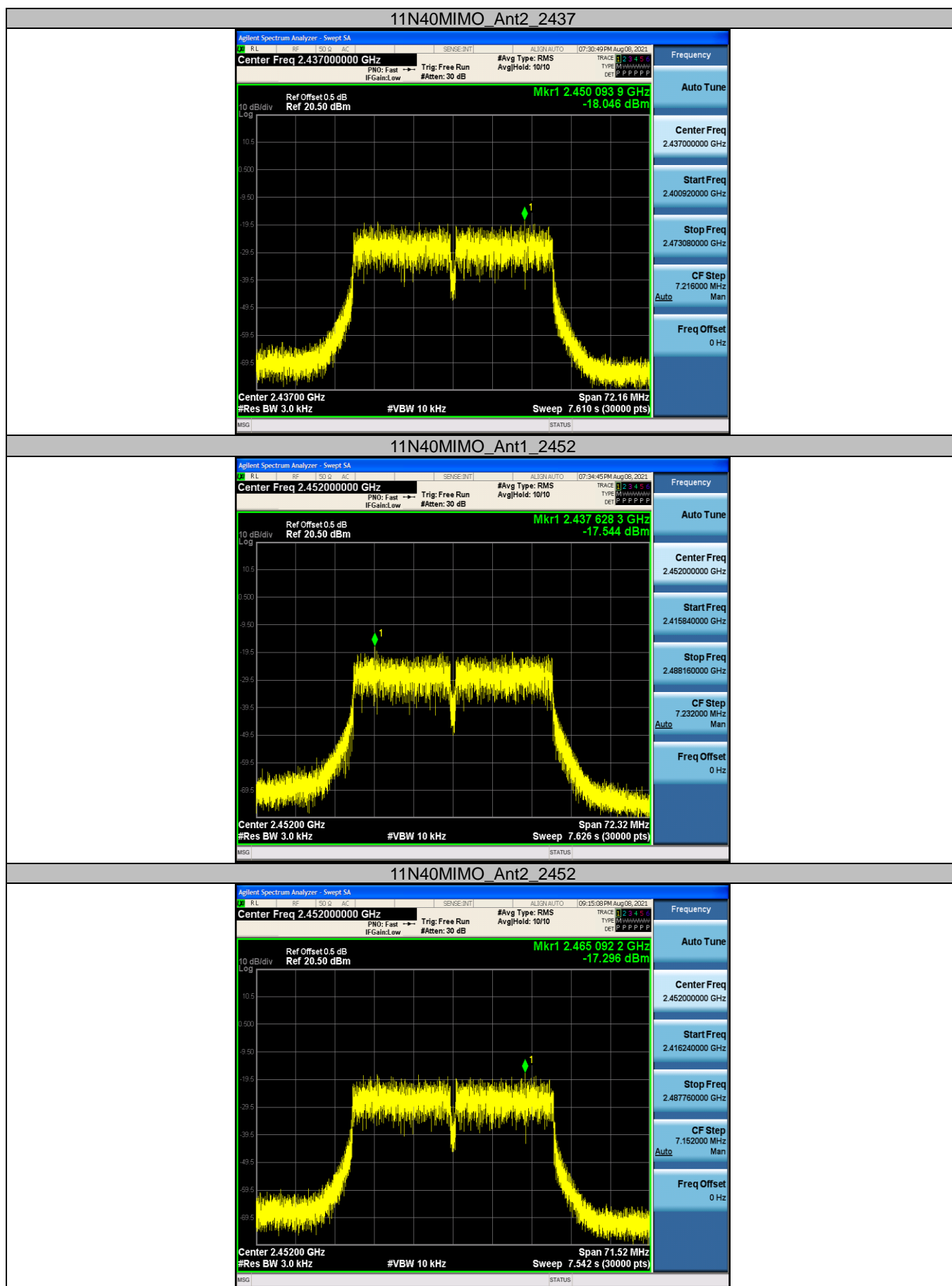
1-2/F., Building 2, Jiaquan Building, Guanlan High-Tech Park, Shenzhen, Guangdong, China

Tel.: (86)755-27521059

Fax: (86)755-27521011

Http://www.sz-ctc.org.cn

For anti-fake verification, please visit the official website of Certification and Accreditation Administration of the People's Republic of China: yz.cnca.cn



CTC Laboratories, Inc.

1-2/F., Building 2, Jiaquan Building, Guanlan High-Tech Park, Shenzhen, Guangdong, China

Tel.: (86)755-27521059

Fax: (86)755-27521011

Http://www.sz-ctc.org.cn

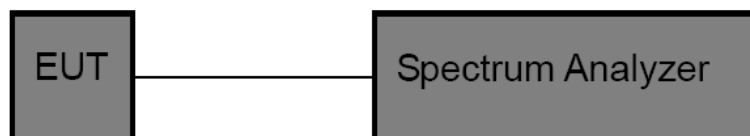
For anti-fake verification, please visit the official website of Certification and Accreditation Administration of the People's Republic of China: yz.cnca.cn

3.8. Duty Cycle

Limit

None, for report purposes only.

Test Configuration



Test Procedure

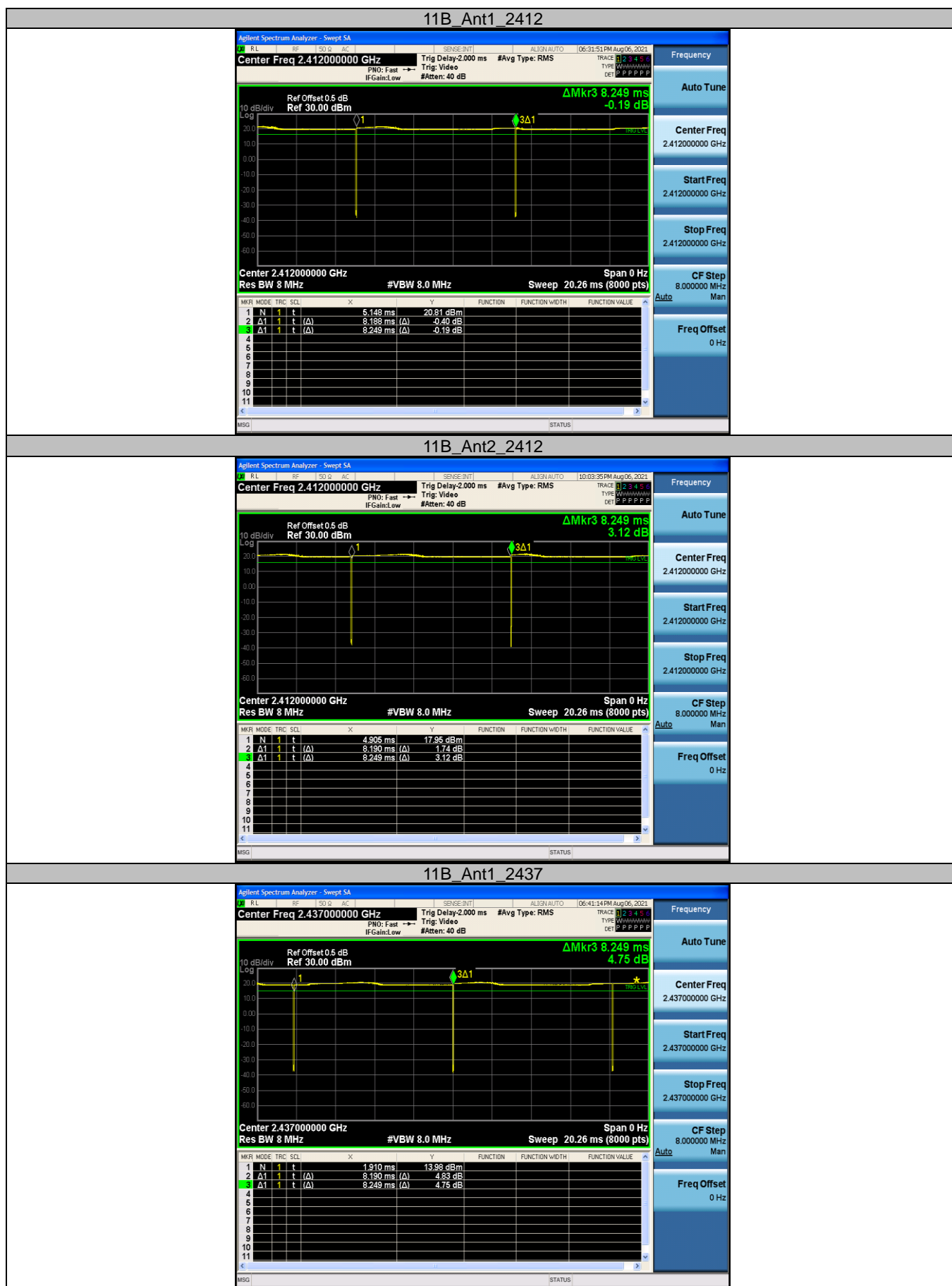
1. The EUT was directly connected to the spectrum analyzer and antenna output port as show in the block diagram above.
2. The EUT was directly connected to the Spectrum Analyzer and antenna output port as show in the block diagram above. The measurement according to section 10.2 of KDB 558074 D01 DTS Meas Guidance v05r02.
3. Spectrum Setting:
Set analyzer center frequency to DTS channel center frequency.
Set the span to 0Hz
Set the RBW to 10MHz
Set the VBW to 10MHz
Detector: peak
Sweep time: auto
Allow trace to fully stabilize. Then use the peak marker function to determine the maximum amplitude level.

Test Mode

Please refer to the clause 2.4.

**Test Result**

TestMode	Antenna	Channel	Transmission Duration [ms]	Transmission Period [ms]	Duty Cycle [%]	1/T Minimum VBW (kHz)	Final setting For VBW (kHz)
11B	Ant1	2412	8.19	8.25	99.27	0.12	1.00
	Ant2	2412	8.19	8.25	99.27	0.12	1.00
	Ant1	2437	8.19	8.25	99.27	0.12	1.00
	Ant2	2437	8.19	8.25	99.27	0.12	1.00
	Ant1	2462	8.19	8.25	99.27	0.12	1.00
	Ant2	2462	8.19	8.25	99.27	0.12	1.00
11G	Ant1	2412	1.36	1.41	96.45	0.71	1.00
	Ant2	2412	1.36	1.41	96.45	0.71	1.00
	Ant1	2437	1.36	1.41	96.45	0.71	1.00
	Ant2	2437	1.36	1.41	96.45	0.71	1.00
	Ant1	2462	1.36	1.41	96.45	0.71	1.00
	Ant2	2462	1.36	1.41	96.45	0.71	1.00
11N20MIMO	Ant1	2412	0.66	0.71	92.96	1.41	2.00
	Ant2	2412	0.66	0.71	92.96	1.41	2.00
	Ant1	2437	0.66	0.71	92.96	1.41	2.00
	Ant2	2437	0.66	0.71	92.96	1.41	2.00
	Ant1	2462	0.66	0.71	92.96	1.41	2.00
	Ant2	2462	0.66	0.71	92.96	1.41	2.00
11N40MIMO	Ant1	2422	0.34	0.39	87.18	2.56	3.00
	Ant2	2422	0.34	0.39	87.18	2.56	3.00
	Ant1	2437	0.34	0.39	87.18	2.56	3.00
	Ant2	2437	0.34	0.39	87.18	2.56	3.00
	Ant1	2452	0.34	0.39	87.18	2.56	3.00
	Ant2	2452	0.34	0.39	87.18	2.56	3.00



CTC Laboratories, Inc.

1-2/F., Building 2, Jiaquan Building, Guanlan High-Tech Park, Shenzhen, Guangdong, China

Tel.: (86)755-27521059

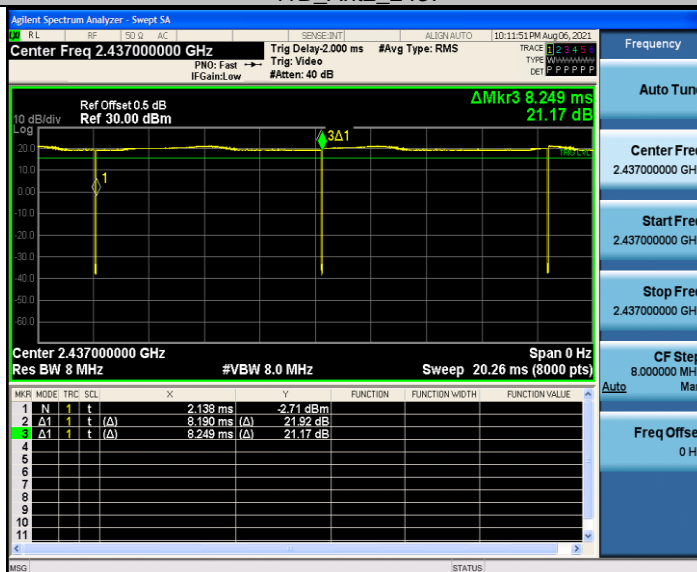
Fax: (86)755-27521011

Http://www.sz-ctc.org.cn

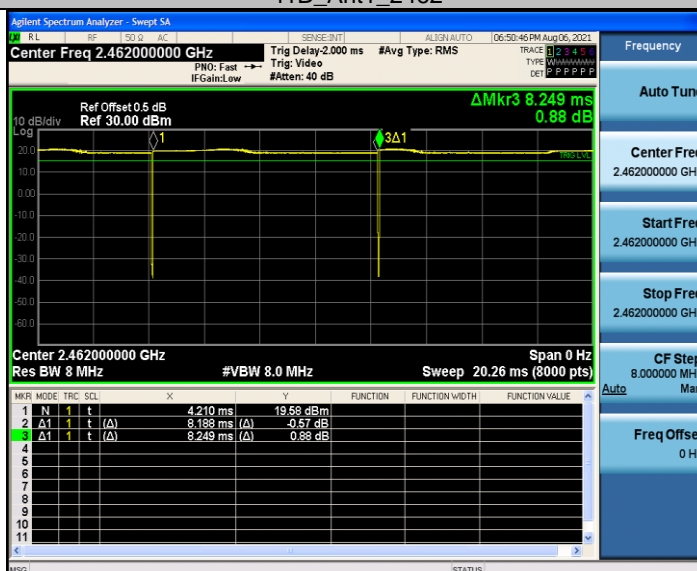
For anti-fake verification, please visit the official website of Certification and Accreditation Administration of the People's Republic of China: yz.cnca.cn



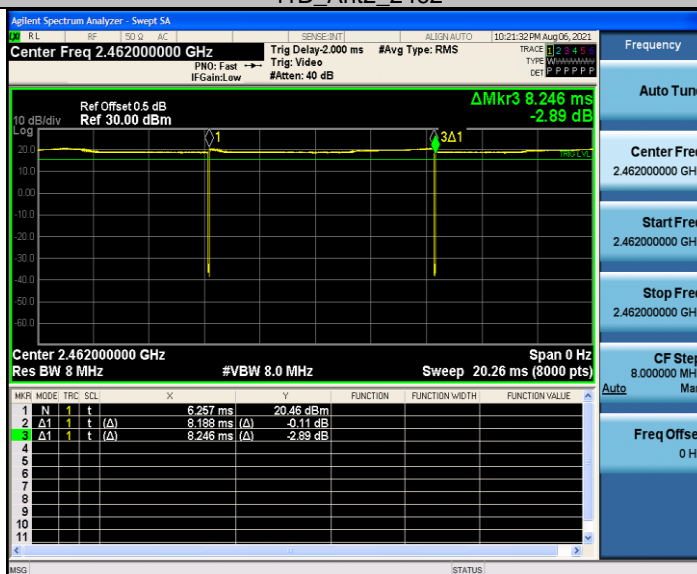
11B_Ant2_2437



11B_Ant1_2462



11B_Ant2_2462



CTC Laboratories, Inc.

1-2/F., Building 2, Jiaquan Building, Guanlan High-Tech Park, Shenzhen, Guangdong, China

Tel.: (86)755-27521059

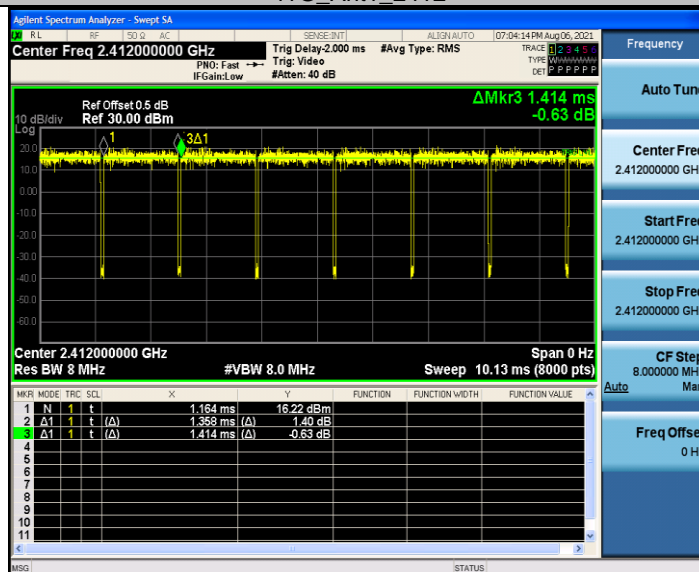
Fax: (86)755-27521011

Http://www.sz-ctc.org.cn

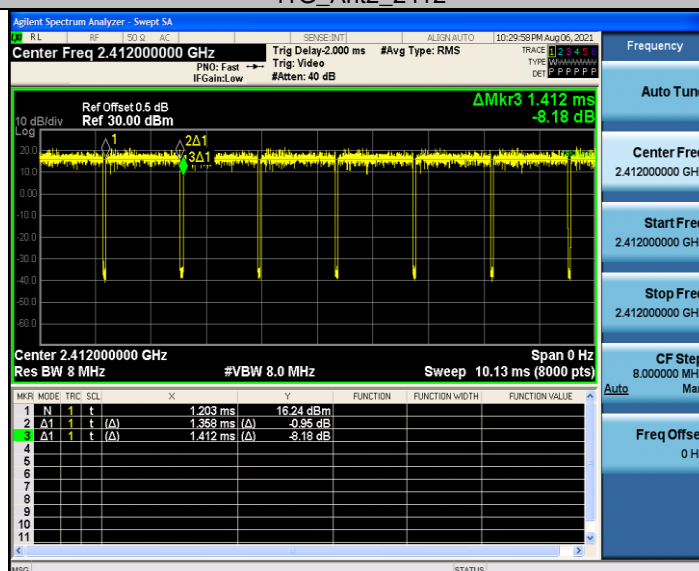
For anti-fake verification, please visit the official website of Certification and Accreditation Administration of the People's Republic of China: yz.cnca.cn



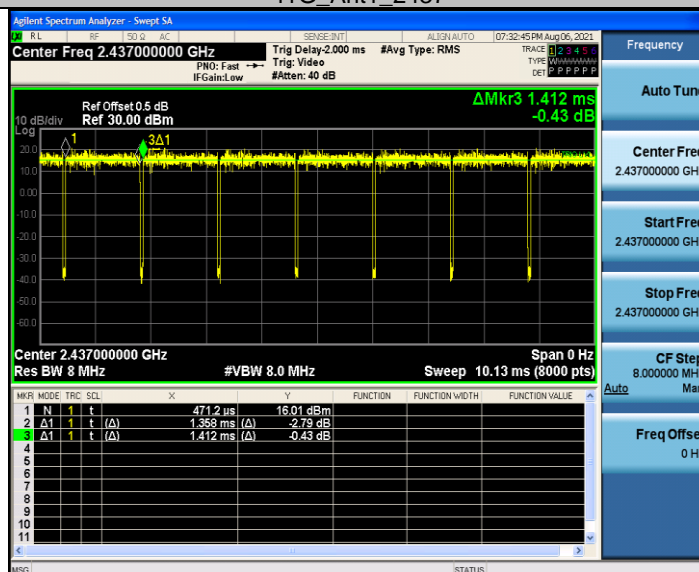
11G_Ant1_2412



11G_Ant2_2412



11G_Ant1_2437



CTC Laboratories, Inc.

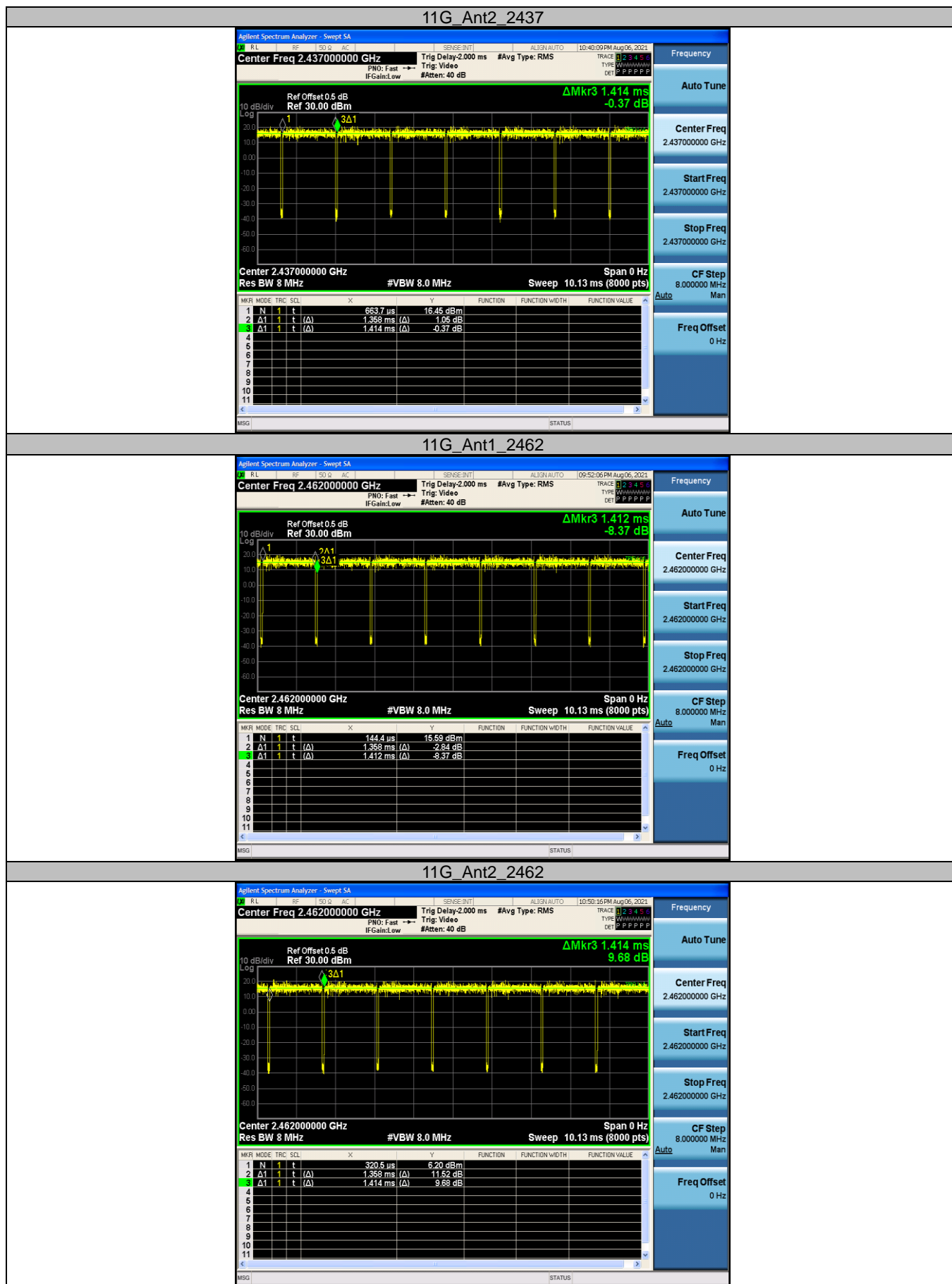
1-2/F., Building 2, Jiaquan Building, Guanlan High-Tech Park, Shenzhen, Guangdong, China

Tel.: (86)755-27521059

Fax: (86)755-27521011

Http://www.sz-ctc.org.cn

For anti-fake verification, please visit the official website of Certification and Accreditation Administration of the People's Republic of China: yz.cnca.cn



CTC Laboratories, Inc.

1-2/F., Building 2, Jiaquan Building, Guanlan High-Tech Park, Shenzhen, Guangdong, China

Tel.: (86)755-27521059

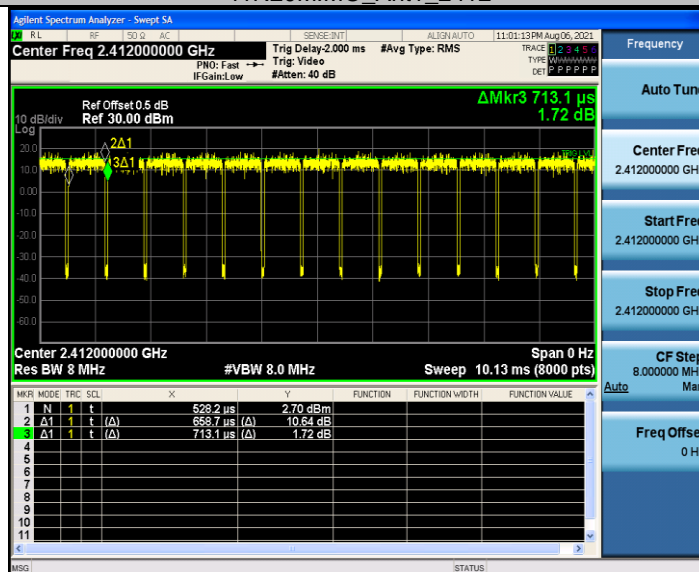
Fax: (86)755-27521011

Http://www.sz-ctc.org.cn

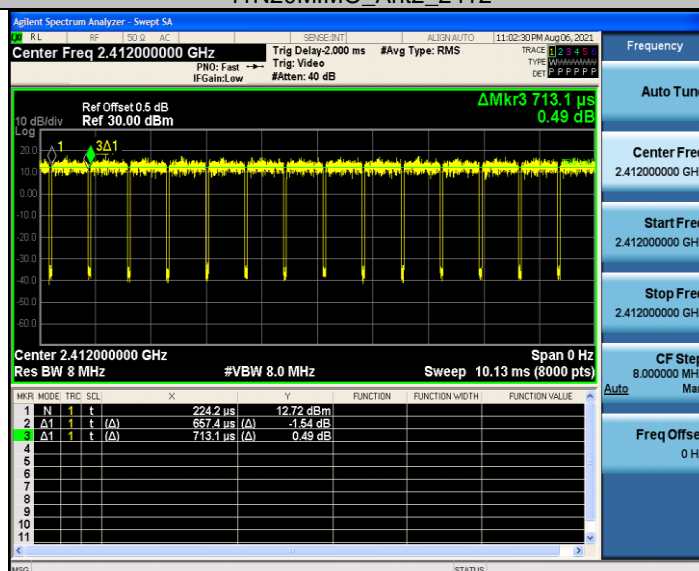
For anti-fake verification, please visit the official website of Certification and Accreditation Administration of the People's Republic of China: yz.cnca.cn



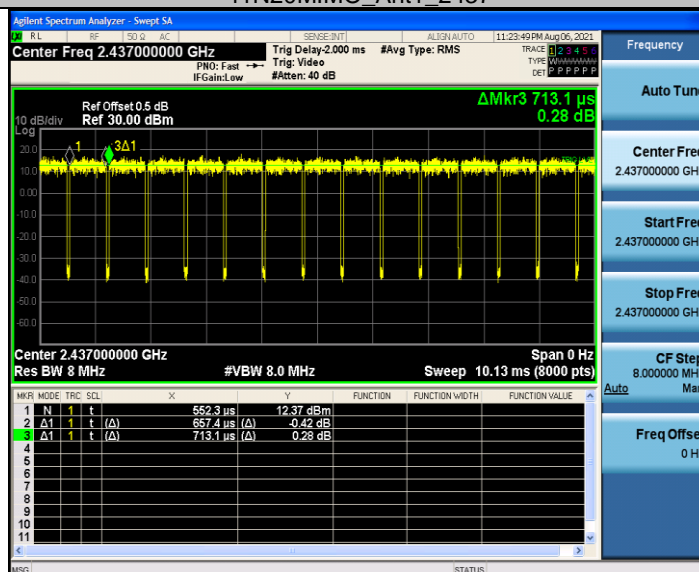
11N20MIMO_Ant1_2412



11N20MIMO_Ant2_2412



11N20MIMO_Ant1_2437



CTC Laboratories, Inc.

1-2/F., Building 2, Jiaquan Building, Guanlan High-Tech Park, Shenzhen, Guangdong, China

Tel.: (86)755-27521059

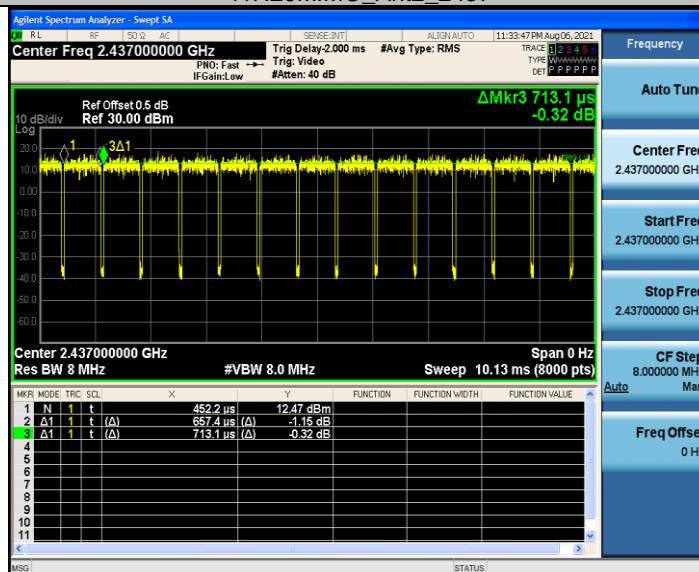
Fax: (86)755-27521011

Http://www.sz-ctc.org.cn

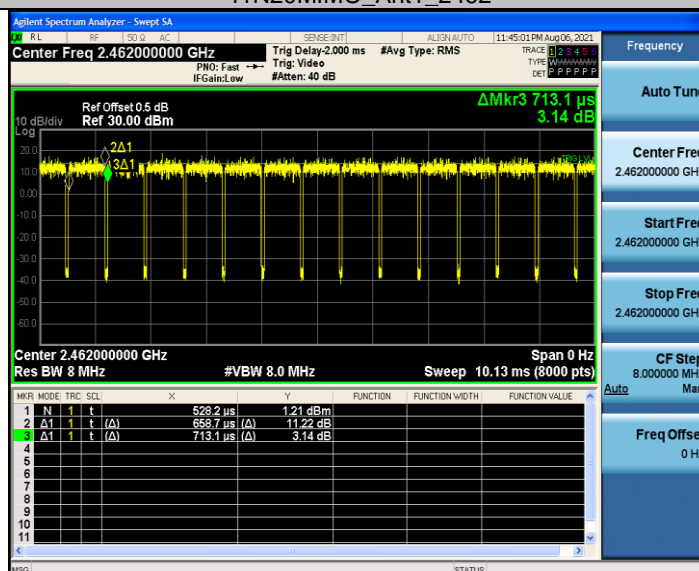
For anti-fake verification, please visit the official website of Certification and Accreditation Administration of the People's Republic of China: yz.cnca.cn



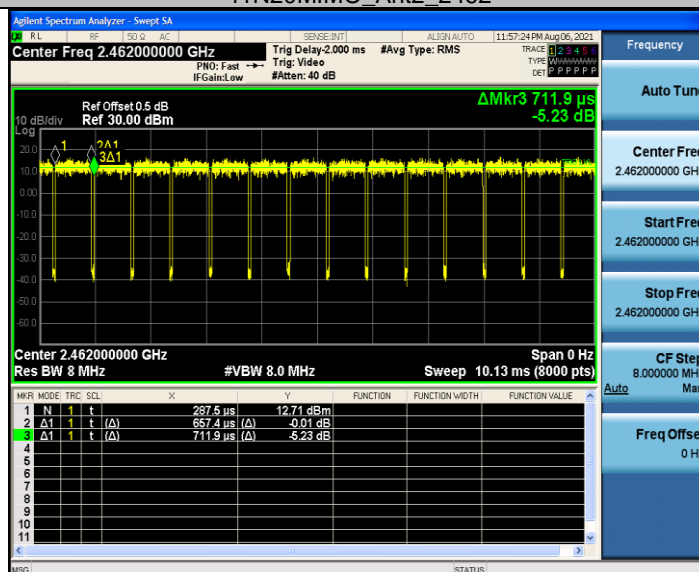
11N20MIMO_Ant2_2437



11N20MIMO_Ant1_2462



11N20MIMO_Ant2_2462



CTC Laboratories, Inc.

1-2/F., Building 2, Jiaquan Building, Guanlan High-Tech Park, Shenzhen, Guangdong, China

Tel.: (86)755-27521059

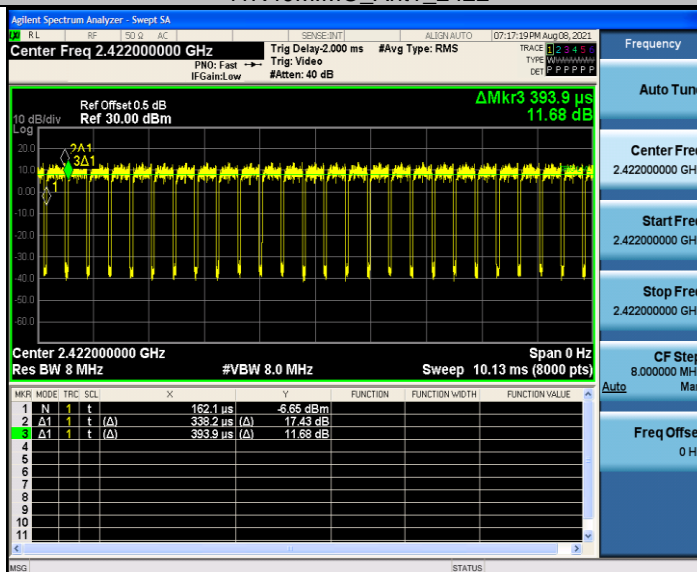
Fax: (86)755-27521011

Http://www.sz-ctc.org.cn

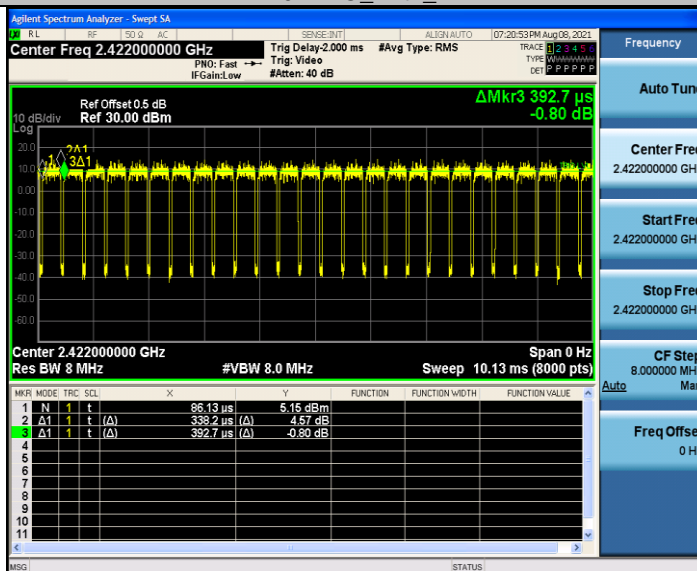
For anti-fake verification, please visit the official website of Certification and Accreditation Administration of the People's Republic of China: yz.cnca.cn



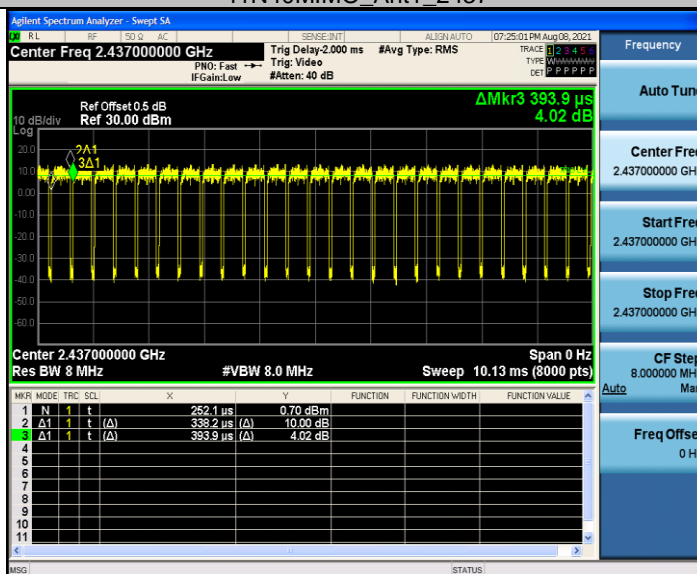
11N40MIMO_Ant1_2422



11N40MIMO_Ant2_2422



11N40MIMO_Ant1_2437



CTC Laboratories, Inc.

1-2/F., Building 2, Jiaquan Building, Guanlan High-Tech Park, Shenzhen, Guangdong, China

Tel.: (86)755-27521059

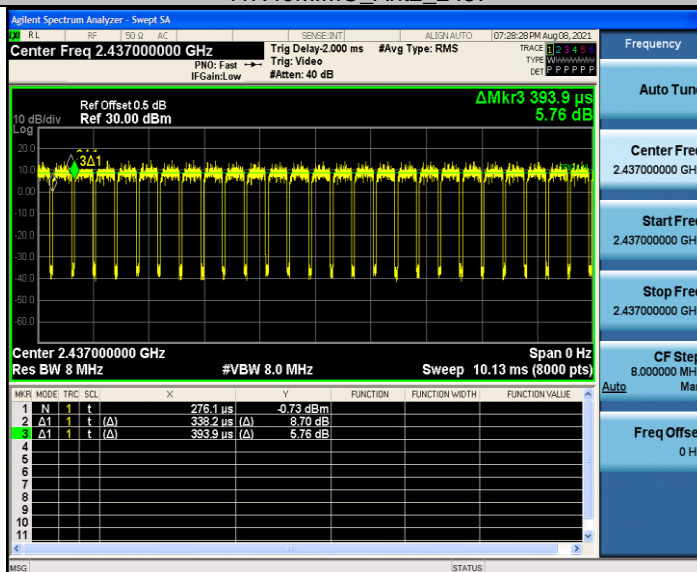
Fax: (86)755-27521011

Http://www.sz-ctc.org.cn

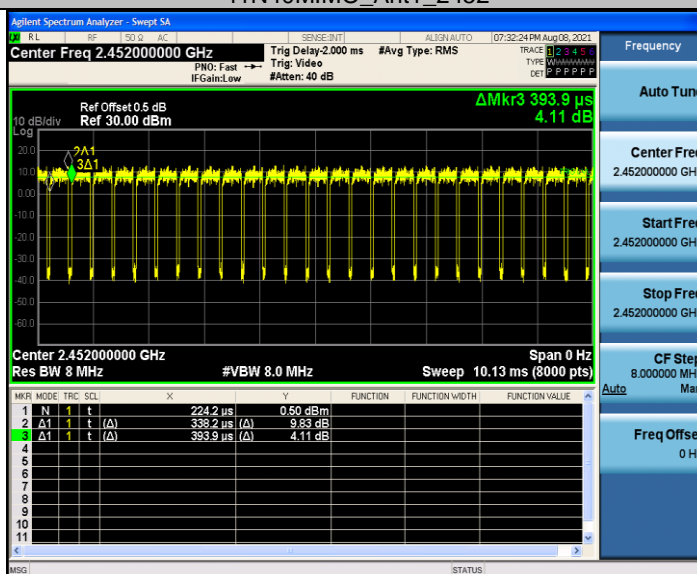
For anti-fake verification, please visit the official website of Certification and Accreditation Administration of the People's Republic of China: yz.cnca.cn



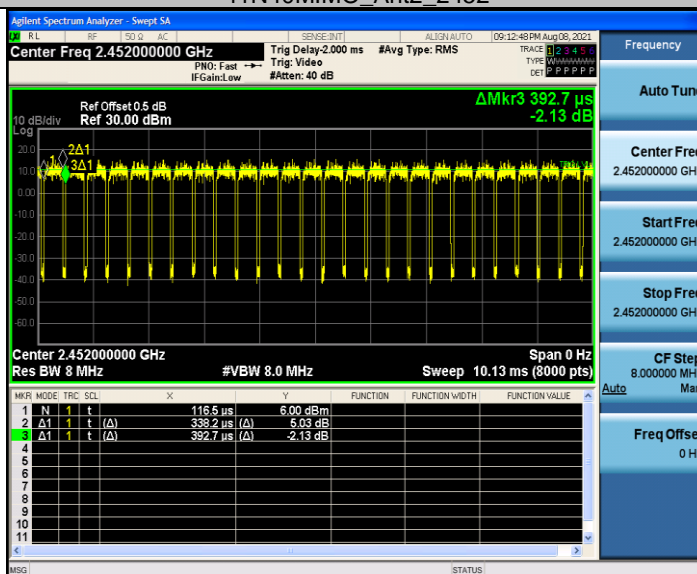
11N40MIMO_Ant2_2437



11N40MIMO_Ant1_2452



11N40MIMO_Ant2_2452



CTC Laboratories, Inc.

1-2/F., Building 2, Jiaquan Building, Guanlan High-Tech Park, Shenzhen, Guangdong, China

Tel.: (86)755-27521059

Fax: (86)755-27521011

Http://www.sz-ctc.org.cn

For anti-fake verification, please visit the official website of Certification and Accreditation Administration of the People's Republic of China: yz.cnca.cn



3.9. Antenna Requirement

Requirement

FCC CFR Title 47 Part 15 Subpart C Section 15.203:

An intentional radiator shall be designed to ensure that no antenna other than that furnished by the responsible party shall be used with the device. The use of a permanently attached antenna or of antenna that uses a unique coupling to the intentional radiator, the manufacturer may design the unit so that a broken antenna can be replaced by the user, but the use of a standard antenna jack or electrical connector is prohibited.

FCC CFR Title 47 Part 15 Subpart C Section 15.247(c) (1)(i):

(i) Systems operating in the 2400~2483.5 MHz band that is used exclusively for fixed. Point-to-point operations may employ transmitting antennas with directional gain greater than 6dBi provided the maximum conducted output power of the intentional radiator is reduced by 1 dB for every 3 dB that the directional gain of the antenna exceeds 6dBi.

Test Result

Complies

Directional gain = G_{ANT} = 5dBi

Note: All transmit signals are completely uncorrelated with each other in MIMO transmitting modes (Manufacturer's Declaration).

*****THE END*****