
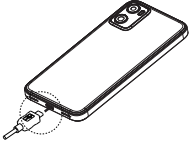




<div><div>PRO</div><div>LTE</div><div>Y300</div><div>Quick Starter Guide</div></div>	<div><div>Quick starter guide</div><div>Device location diagram To turn on the device, press the switch button for 2-3 seconds.</div><div></div></div>	<div><div>Battery Charging</div><div></div><div>Batteries must be charged before they are first used. When charging, the charger should be close to the power socket and easy to unplug.</div></div>	<div><div>Insert card description</div><div>This device uses standard Nano-SIM and micro-SIM cards. If you need to replace or purchase SIM cards, please contact the network operator. Insert the needle into the small hole on the SIM card tray and pop up the card tray. Please insert the SIM card as shown in the picture.</div><div></div></div>	<div><div>Dual Sim dual standby</div><div>According to your mood of dual sim dual standby management, work and life are great. In the setting interface, click SIM card management, select 4G card slot settings according to needs, and easily switch 4G networks Dual card dual standby single channel instructions Your mobile phone adopts the design of "dual sim dual standby" and the two cards inserted into the phone can't use voice services or data services at the same time When one of the cards is on a call, the other card can't answer the phone. If someone just dials another card at the moment, you may hear voice prompts such as "The number you dialed is not in service area". The user you dialed can't be connected temporarily, please dial later". When one of the cards is using data services, the data services of the other card can't be used.</div></div>	<div><div>security information</div><div>Before using the device, please read all safety information to ensure safe and correct use. Use of an unapproved or incompatible power supply, charger or battery that may cause fire, explosion or other hazard. When charging the device, the power sockets should be installed near the device and easily accessible. When charging is complete or not, please disconnect the charger from the device and remove the charging from the power socket. If the device is equipped with a non-removable internal battery, do not replace the battery by yourself to avoid damaging to battery or device. The battery can only be replaced by authorized service center. Please dispose the equipment, batteries and other accessories according to local regulations and do not treat them as domestic waste disposal. Batteries may explode if improperly disposed of.</div></div>	<div><div></div><div>If other types of accessories are used, it may violate the warranty terms of the device and relevant provisions of the country where the device is located, and may lead to safety accidents. For approved accessories, please contact the authorized service center. In order to prevent possible hearing damage, do not use high volume for a long time. Please use the device in the temperature range of 0°C-35°C, and store the device and accessories in the temperature range of -20°C-45°C. When the ambient temperature is too high or too low, it may cause device failure. Do not expose the device and batteries to high-temperature or heating device, such as sunshine, heater, microwave oven, oven or water heater. Overheating of the battery may cause an explosion. Do not flashing by yourself If the user adds the third-party ROM system or modifies the system files by cracking, the system maybe unstable and may bring security risks and threats. PRO will not be responsible for these situations.</div></div>	<div><div>FCC Warning</div><div>Specific Absorption Rate (SAR) information: SAR test is conducted using standard operating positions accepted by the FCC with the phone transmitting at its highest certified power level in all tested frequency bands, although the SAR is determined at the high end certified power level, the actual SAR level of the phone while operating can be well below the maximum value. In general, the closer you are to a wireless base station antenna, the lower the power output. Before a new model phone is available for sale to the public, it must be tested and certified to the FCC that it does not exceed the exposure limit established by the FCC. Tests for each phone are performed in positions and locations (e.g. at the ear and worn on the body) as required by the FCC. For body worn operation, this mobile phone has been tested and meets the FCC RF exposure guidelines when used with an accessory designated for this product or when used with an accessory that contains no metal and that positions the handset a minimum of 1.5cm from the body.</div></div>	<div><div></div><div>This device complies with part 15 of the FCC Rules. Operation is subject to the following two conditions: (1) This device may not cause harmful interference, and (2) this device must accept any interference received, including interference that may cause undesired operation. Any Changes or modifications not expressly approved by the party responsible for compliance could void the user's authority to operate the equipment. Note: This equipment has been tested and found to comply with the limits for a Class B digital device, pursuant to part 15 of the FCC Rules. These limits are designed to provide reasonable protection against harmful interference in a residential installation. This equipment generates uses and can radiate radio frequency energy and, if not installed and used in accordance with the instructions, may cause harmful interference to radio communications. However, there is no guarantee that interference will not occur in a particular installation. If this equipment does cause harmful interference to radio or television reception, which can be determined by turning the equipment off and on, the user is encouraged to try to correct the</div></div>	<div><div>interference by one or more of the following measures:</div><div>--Reorient or relocate the receiving antenna. --Increase the separation between the equipment and receiver. --Connect the equipment into an outlet on a circuit different from that to which the receiver is connected. --Consult the dealer or an experienced radio/TV technician for help.</div><div><div>the cell broadcast</div><div></div><div>Enter Message menu to view Broadcast list The purpose of cell broadcasting is to inform mobile phone users of the danger, such as serious threats, child abduction and so on, through some alerts issued by operators. The function is activated by default.</div></div></div>
--	---	---	---	--	---	---	--	---	--