

Gigabit Dual-Band WiFi6 Router ER2820

User Manual

Environment Requirement

Part Name	Toxic and harmful Substances or elements					
	Pb	Hg	Cd	Cdr6+	PBB	PBDE
Main Device	✗	○	○	○	○	○
Cable Assembly	✗	○	○	○	○	○
Power Adapter	✗	○	○	○	○	○
Plastic and polymer Parts	○	○	○	○	○	○
Metal parts	✗	○	○	○	○	○

This form is compiled in accordance with the provisions of the SJ/T11364 standard.

○ Indicates that the content of the toxic and hazardous substance in all homogeneous materials of the part is below the limit specified in the GB/T standard.

✗ Indicates that the content of the toxic and hazardous substance in at least one of the homogeneous materials of the part exceeds the requirements specified in GB/T26572.

This table shows the hazardous substance information contained in this machine. The hazardous substance information of the parts is based on the information provided by the supplier and the internal inspection results. The hazardous substances contained in some parts are irreplaceable under the current technical standards.



The number in this logo indicates that the environmental protection use period of the product under normal use is 10 years. Some components may have an environmental protection use period mark, and the environmental protection use period is subject to the number in the mark. Due to different models, the product may not contain all the above components except the host. Please refer to the actual sales configuration of the product.

Warranty Card

Thank you for using communication products of Baicells Technologies Co., Ltd. (hereafter called "Baicells") To protect your rights, please read the following items after purchasing.

1. The following conditions do not belong to the scope of free maintenance, Baicells can provide paid services.

- Product is faulty or damaged caused by failure to install, use, maintain, or store according to the product user guide.
- Alter and tear the bar code of the product without authorization.
- Warranty period has expired.
- Without the permission of Baicells, unauthorized modification the product's inherent settings or repair the product.
- Product damage caused by unexpected factors or improper behavior, such as improper input voltage, high temperature, water, mechanical damage, crash, serious oxidation or rust, etc.
- Damage caused by transportation and loading/unloading in the way of return the manufacture.
- Failure or damage of the product due to the force majeure, such as earthquake, fire, flood, and lightning strike, etc.
- Failure or damage of the product caused by other problems other than product design, technology, manufacturing, and quality, etc.

2. Product after-sale commitment

Product Name	Service Policy
LTE eNodeB	1 year
CPE	1 year
Telecom terminal equipment	1 year
Outdoor smart UPS	1 year
Other accessories	1 year

Special description:

- If the external power supply has obvious hard damage, crack, broken pin, serious deformation, power cable damage, bare core or other phenomena, it is not in the range of warranty. The customer can by a new one.
- Products guaranteed by Baicells will enjoy the remaining period of the original warranty plus 3 months. If the product is paid maintenance, for the same problem, it will enjoy a free period of 3 months from the repair date according to the repair certificate.

- For other promises made by the dealer of non-Baicells, Baicells will not assume any responsibility.
- In addition to the standard warranty period, the customer can purchase extended warranty service, which will be subject to the contract.

3. Technical support

The customer can send email to support@baicells.com before ship the suspected hardware. The technical engineers will provide necessary support and guide the next step.

4. The final rights of explanation and modification of the warranty card belongs to Baicells.

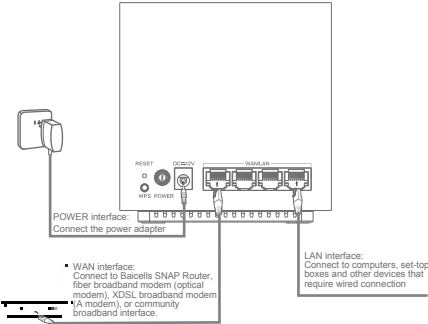
In order to protect your rights and interests, please fill in the following table carefully and properly keep, which will be taken as the repair certificate.

Dealer information	Product model		Dealer name	
	Serial number		Tel.	
Customer information	Customer name		Tel.	
	Add		e-mail	

QUALIFICATION CARD

QC: PASS

Configuration Instruction



Quick Installation

1 Connection

Connect the Product to an outlet with the power adapter. Then:

- For Router/Bridge Mode (By default)
Connect the WAN port of the Product to the LAN port of Baicells SNAP Router (or other modems/routers) with an ethernet cable.
- For Wireless Repeater Mode
The Product shall connect to Baicells SNAP Router or Atom Indoor CPE wirelessly. No any physical connection required in Wireless Repeater Mode.

Connect the LAN port of the Product to your computer/laptop. Make sure DHCP is enabled for that network interface on your computer/laptop. Press the power button and wait until the Product powers on in one minute.

2. Login

Launch the browser on your computer/laptop. Enter the following URL to log into the Product through its Management GUI:

- By Domain Name
router.baicells
- By IP Address
192.168.2.1


Note: Only one web session for management is allowed at the same time.

3. Configuration

Method 1: Use the standard 12V power adapter, press the power button, and the WAN port is connected to the uplink gateway. The wired terminal is connected to the LAN port, and the wireless terminal is connected to the SSID indicated by the product to complete the Internet.

Method 2: Use the terminal to login ER2820 and configure the network on the web page. Choose your WAN port work mode in Quick Start Setup.

Indicator on the front of the device

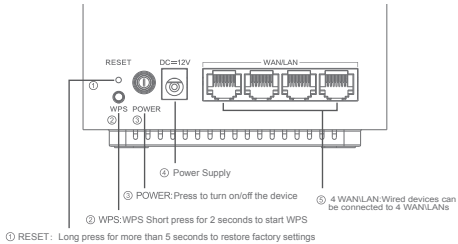


Indicator Status Description

Indicator Name	Color	Text	Display Function
Power Status Light	Green	POWER	Off: The device is not powered on, or the indicator light is turned off. Steady on: the device has been powered on and started, and is already in normal operation
WAN Status Light	Green/Red	WAN	Off: The uplink network port is not connected to the network cable Steady green: The network cable is connected but no data is being transmitted Steady red: the network cable is plugged in but not connected to the Internet Green flashing: indicates that there is data transmission
LAN Status Light	Green	LAN	Off: No wired terminal is connected Steady on: Wired terminal has been connected Blinking: There is data transmission on the LAN port
WiFi Status Light	Green	WiFi	Off: WiFi is off Steady on: WiFi is on Blinking: There is data transmission on the wireless interface
WPS Status Light	Green	WPS	Blinking: Press the WPS button, the WPS function is turned on Off: The device is not powered on, or the indicator is turned off, or after the WPS connection is successful

(Note: If the indicator light shows abnormally, please check whether the connection is correct)

Device Port and Cable Connection Guide



Safety Instructions:

1. The normal use environment temperature of this equipment is -5~45 °C, and the storage temperature is -40~70 °C. Too high or low ambient temperature may cause equipment failure.

2. Please use the original adapter provided by the equipment manufacturer and related accessories approved by the equipment manufacturer. If you use other types of accessories, it may violate the warranty terms and may cause a safety accident.

3. Do not use the device in an environment with strong magnetic interference, such as induction cookers, microwave ovens, etc., so as not to affect the normal operation of the device.

4. When the equipment is operating normally, make sure to keep a distance of more than 20 cm between the antenna and the human body. For people who use implanted medical equipment (such as pacemakers, cochlear implants, etc.), please ensure that the antenna is kept at least 30 cm away from the medical equipment.

5. Under any circumstances, it is forbidden to disassemble the equipment without authorization. If the equipment fails, please contact the equipment manufacturer or authorized service provider for after-sales service in time.

Appendix: Regulatory Compliance

FCC Compliance

This device complies with part 15 of the FCC Rules. Operation is subject to the following two conditions: (1) This device may not cause harmful interference, and (2) this device must accept any interference received, including interference that may cause undesired operation.

Any Changes or modifications not expressly approved by the party responsible for compliance could void the user's authority to operate the equipment.

This equipment has been tested and found to comply with the limits for a Class B digital device, pursuant to part 15 of the FCC Rules. These limits are designed to provide reasonable protection against harmful interference in a residential installation. This equipment generates uses and can radiate radio frequency energy and, if not installed and used in accordance with the instructions, may cause harmful interference to radio communications. However, there is no guarantee that interference will not occur in a particular installation. If this equipment does cause harmful interference to radio or television reception, which can be determined by turning the equipment off and on, the user is encouraged to try to correct the interference by one or more of the following measures:

- Reorient or relocate the receiving antenna.
- Increase the separation between the equipment and receiver.
- Connect the equipment into an outlet on a circuit different from that to which the receiver is connected.
- Consult the dealer or an experienced radio/TV technician for help.

Warning:

This equipment complies with FCC radiation exposure limits set forth for an uncontrolled environment. This equipment should be installed and operated with minimum distance 20cm between the radiator & your body.

ISED Compliance

This device complies with Innovation, Science, and Economic Development Canada licence-exempt RSS standard(s).

Operation is subject to the following two conditions:

- This device may not cause interference, and
- This device must accept any interference, including interference that may cause undesired operation of the device.

Le présent appareil est conforme aux CNR d'Innovation, Science et Développement

économique Canada applicables aux appareils radio exempts de licence. L'exploitation est autorisée aux deux conditions suivantes:

- l'appareil ne doit pas produire de brouillage, et
- l'utilisateur de l'appareil doit accepter tout brouillage radioélectrique subi, même si le brouillage est susceptible d'en compromettre le fonctionnement.

The antenna(s) used for this transmitter must be installed to provide a separation distance of at least 20cm from all persons and must not be collocated or operating in conjunction with any other antenna or transmitter, End-Users must be provided with transmitter operation conditions for satisfying RF exposure compliance.

Les antennes utilisées pour cet émetteur doivent être installées de façon à offrir une distance de séparation d'au moins 20cm entre toutes les personnes et ne doivent pas être colocalisées ou fonctionner conjointement avec d'autres antennes ou transmetteurs. pour satisfaire la conformité à l'exposition RF.

For indoor use only.