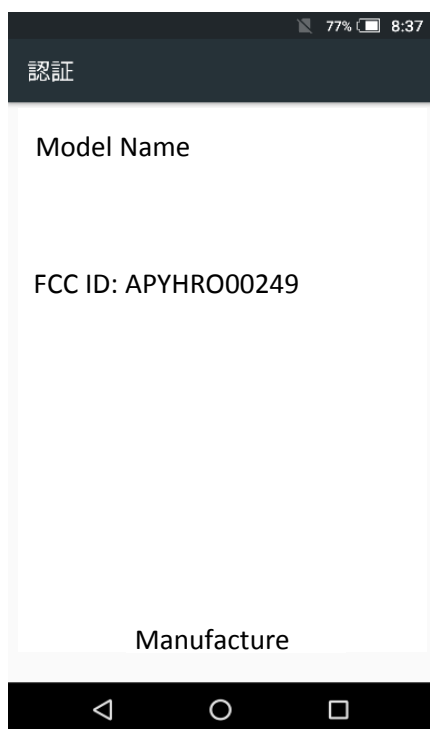


○e-label (on the display)



○Access to the information on the e-label

Users are able to access the information in no more than three steps in a device's menu.

In the home position, slide up on the touch panel.



STEP1: Click on "設定 (=Settings)"

STEP2: Click on "端末情報 (=About phone)"

STEP3: Click on "認証 (=Authentication)"

○Instruction of e-label on the user manual

FCC Notices (FCC ID Location)

The device is electronically labeled and the FCC ID can be displayed from the home screen as follows:  → 
(Settings) → About phone → Authentication.

○Labeling for Purchasing

The FCC ID is printed on the package.