



Appendix A

Plots of System Check Results

Device under Test Properties

Model	Dimensions [mm]	Phone
D750V3-SN: 1126	180.0 x 30.0 x 8.0	

Ambient Temperature: 22.7°C; Liquid Temperature: 22.2°C

Exposure Conditions

Phantom Section, TSL	Position, Test Distance [mm]	Band	Group, UID	Frequency [MHz], Channel Number	Conversion Factor	TSL Conductivity [S/m]	TSL Permittivity
Flat,	FRONT, 15.00	D750	CW, 0--	750.000, 50	9.1	0.908	41.89

Hardware Setup

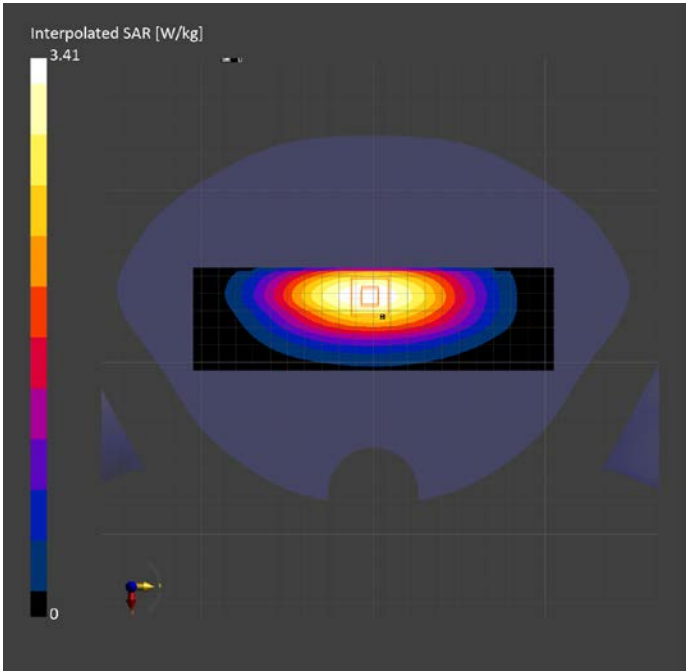
Phantom	TSL	Probe, Calibration Date	DAE, Calibration Date
Twin-SAM V8.0 (30deg probe tilt) - 2157	HSL750 --	EX3DV4 - SN7846, 2023-10-03	DAE4 Sn1806, 2023-10-06

Scan Setup

	Area Scan	Zoom Scan
Grid Extents [mm]	60.0 x 210.0	30.0 x 30.0 x 30.0
Grid Steps [mm]	15.0 x 15.0	6.0 x 6.0 x 1.5
Sensor Surface [mm]	3.0	1.4
Graded Grid	N/A	Yes
Grading Ratio	N/A	1.5
MAIA	N/A	N/A
Surface Detection	VMS + 6p	VMS + 6p
Scan Method	Measured	Measured

Measurement Results

	Area Scan	Zoom Scan
Date	2024-02-18, 09:18	2024-02-18, 09:24
psSAR1g [W/kg]	2.07	2.09
psSAR10g [W/kg]	1.39	1.38
Power Drift [dB]	-0.15	-0.03
Power Scaling	Disabled	Disabled
Scaling Factor [dB]		
TSL Correction	No correction	No correction
M2/M1 [%]		84.0
Dist 3dB Peak [mm]		> 15.0



Test Laboratory: ADR TCC SAR LAB
System check_head_750MHz

Device under Test Properties

Model	Dimensions [mm]	Phone
D750V3-SN: 1126	180.0 x 30.0 x 8.0	

Ambient Temperature: 22.8°C; Liquid Temperature: 22.0°C

Exposure Conditions

Phantom Section, TSL	Position, Test Distance [mm]	Band	Group, UID	Frequency [MHz], Channel Number	Conversion Factor	TSL Conductivity [S/m]	TSL Permittivity
Flat,	FRONT, 10.00	D750	CW, 0--	750.000, 50	9.1	0.895	41.95

Hardware Setup

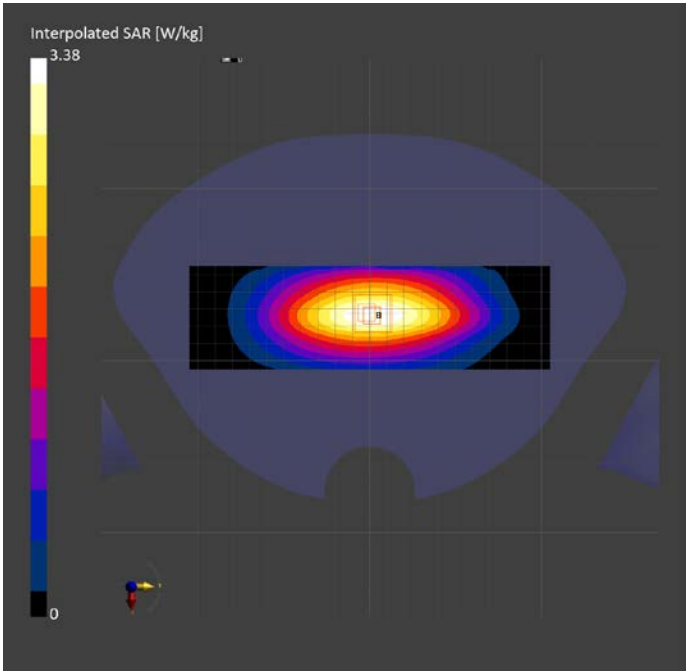
Phantom	TSL	Probe, Calibration Date	DAE, Calibration Date
Twin-SAM V8.0 (30deg probe tilt) - 2157	HSL750 --	EX3DV4 - SN7846, 2023-10-03	DAE4 Sn1806, 2023-10-06

Scan Setup

	Area Scan	Zoom Scan
Grid Extents [mm]	60.0 x 210.0	30.0 x 30.0 x 30.0
Grid Steps [mm]	15.0 x 15.0	6.0 x 6.0 x 1.5
Sensor Surface [mm]	3.0	1.4
Graded Grid	N/A	Yes
Grading Ratio	N/A	1.5
MAIA	N/A	N/A
Surface Detection	All points	All points
Scan Method	Measured	Measured

Measurement Results

	Area Scan	Zoom Scan
Date	2024-02-19, 09:05	2024-02-19, 09:18
psSAR1g [W/kg]	2.11	2.13
psSAR10g [W/kg]	1.40	1.40
Power Drift [dB]	-0.23	-0.02
Power Scaling	Disabled	Disabled
Scaling Factor [dB]		
TSL Correction	No correction	No correction
M2/M1 [%]		85.6
Dist 3dB Peak [mm]		17.2



Device under Test Properties

Model	Dimensions [mm]	
D0.75GHzV2-SN: 1126	180.0 x 30.0 x 8.0	Phone
Ambient Temperature: 22.7°C; Liquid Temperature: 22.2°C		

Exposure Conditions

Phantom Section, TSL	Position, Test Distance [mm]	Band	Group, UID	Frequency [MHz], Channel Number	Conversion Factor	TSL Conductivity [S/m]	TSL Permittivity
Flat,	FRONT, 0.00	D750	CW, 0--	750.000, 50	9.1	0.88	41.47

Hardware Setup

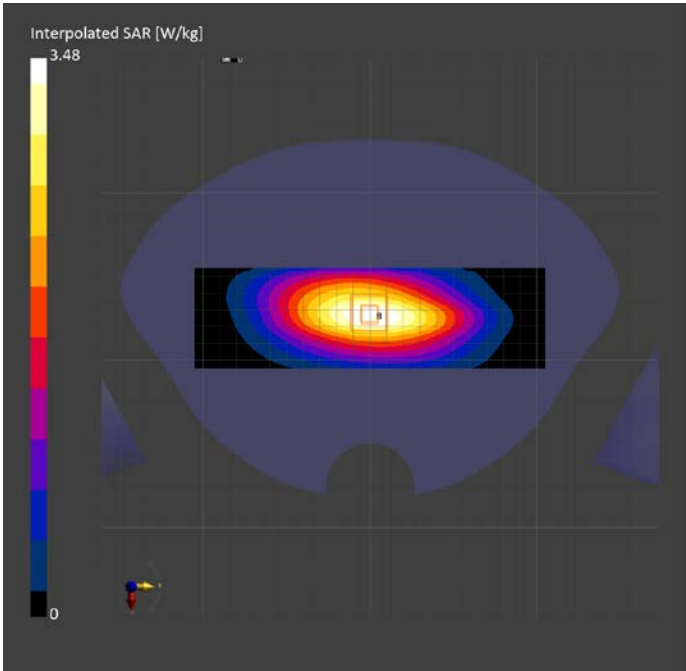
Phantom	TSL	Probe, Calibration Date	DAE, Calibration Date
Twin-SAM V8.0 (30deg probe tilt) - 2157	HSL750 --	EX3DV4 - SN7846, 2023-10-03	DAE4 Sn1806, 2023-10-06

Scan Setup

	Area Scan	Zoom Scan
Grid Extents [mm]	60.0 x 210.0	30.0 x 30.0 x 30.0
Grid Steps [mm]	15.0 x 15.0	6.0 x 6.0 x 1.5
Sensor Surface [mm]	3.0	1.4
Graded Grid	N/A	Yes
Grading Ratio	N/A	1.5
MAIA	N/A	N/A
Surface Detection	All points	All points
Scan Method	Measured	Measured

Measurement Results

	Area Scan	Zoom Scan
Date	2024-02-20, 09:26	2024-02-20, 09:37
psSAR1g [W/kg]	2.20	2.21
psSAR10g [W/kg]	1.47	1.45
Power Drift [dB]	-0.15	0.00
Power Scaling	Disabled	Disabled
Scaling Factor [dB]		
TSL Correction	No correction	No correction
M2/M1 [%]		85.9
Dist 3dB Peak [mm]		17.8



Device under Test Properties

Model	Dimensions [mm]	
D835V2-SN: 4d178	170.0 x 30.0 x 8.0	Phone
Ambient Temperature: 22.7°C; Liquid Temperature: 22.1°C		

Exposure Conditions

Phantom Section, TSL	Position, Test Distance [mm]	Band	Group, UID	Frequency [MHz], Channel Number	Conversion Factor	TSL Conductivity [S/m]	TSL Permittivity
Flat,	FRONT, 10.00	CD835	CW, 0--	835.000, 50	9.07	0.930	42.23

Hardware Setup

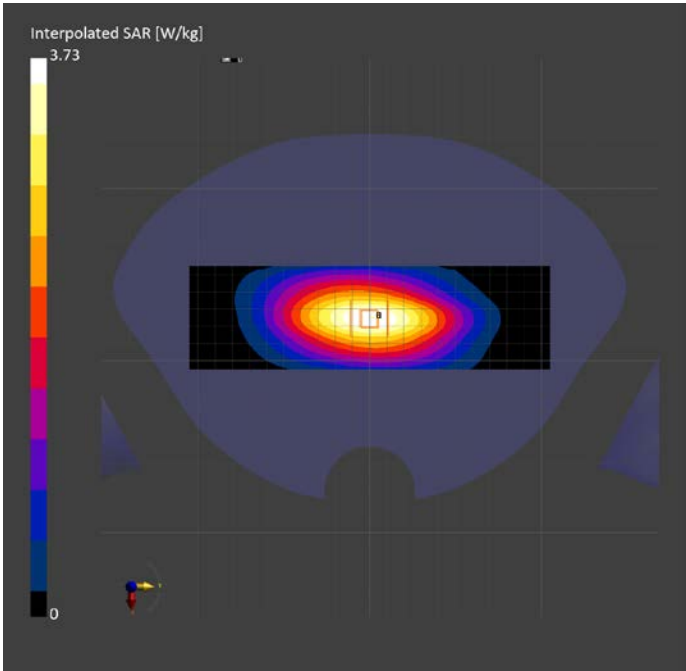
Phantom	TSL	Probe, Calibration Date	DAE, Calibration Date
Twin-SAM V8.0 (30deg probe tilt) - 2157	HSL835 --	EX3DV4 - SN7846, 2023-10-03	DAE4 Sn1806, 2023-10-06

Scan Setup

	Area Scan	Zoom Scan
Grid Extents [mm]	60.0 x 210.0	30.0 x 30.0 x 30.0
Grid Steps [mm]	15.0 x 15.0	6.0 x 6.0 x 1.5
Sensor Surface [mm]	3.0	1.4
Graded Grid	N/A	Yes
Grading Ratio	N/A	1.5
MAIA	N/A	N/A
Surface Detection	All points	All points
Scan Method	Measured	Measured

Measurement Results

	Area Scan	Zoom Scan
Date	2024-02-21, 09:17	2024-02-21, 09:28
psSAR1g [W/kg]	2.42	2.40
psSAR10g [W/kg]	1.58	1.56
Power Drift [dB]	-0.20	-0.05
Power Scaling	Disabled	Disabled
Scaling Factor [dB]		
TSL Correction	No correction	No correction
M2/M1 [%]		86.8
Dist 3dB Peak [mm]		17.4



Device under Test Properties

Model	Dimensions [mm]	Phone
D835V2-SN: 4d178	170.0 x 30.0 x 8.0	

Ambient Temperature: 22.6°C; Liquid Temperature: 22.2°C

Exposure Conditions

Phantom Section, TSL	Position, Test Distance [mm]	Band	Group, UID	Frequency [MHz], Channel Number	Conversion Factor	TSL Conductivity [S/m]	TSL Permittivity
Flat,	FRONT, 15.00	D835	CW, 0--	835.000, 50	9.07	0.90	41.6

Hardware Setup

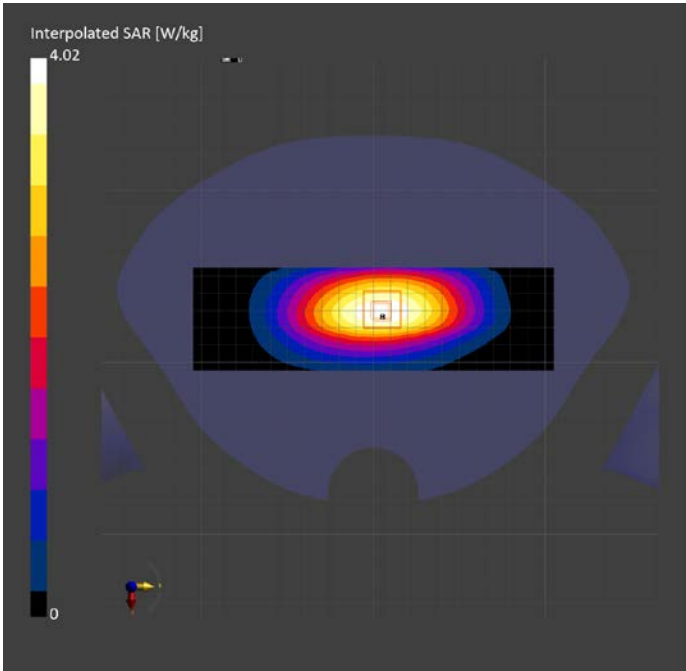
Phantom	TSL	Probe, Calibration Date	DAE, Calibration Date
Twin-SAM V8.0 (30deg probe tilt) - 2157	HSL835 --	EX3DV4 - SN7846, 2023-10-03	DAE4 Sn1806, 2023-10-06

Scan Setup

	Area Scan	Zoom Scan
Grid Extents [mm]	60.0 x 210.0	30.0 x 30.0 x 30.0
Grid Steps [mm]	15.0 x 15.0	6.0 x 6.0 x 1.5
Sensor Surface [mm]	3.0	1.4
Graded Grid	N/A	Yes
Grading Ratio	N/A	1.5
MAIA	N/A	N/A
Surface Detection	VMS + 6p	VMS + 6p
Scan Method	Measured	Measured

Measurement Results

	Area Scan	Zoom Scan
Date	2024-02-22, 09:33	2024-02-22, 09:39
psSAR1g [W/kg]	2.34	2.50
psSAR10g [W/kg]	1.57	1.64
Power Drift [dB]	0.10	0.05
Power Scaling	Disabled	Disabled
Scaling Factor [dB]		
TSL Correction	No correction	No correction
M2/M1 [%]		84.7
Dist 3dB Peak [mm]		17.4



Test Laboratory: ADR TCC SAR LAB
System check_head_835MHz

Device under Test Properties

Model	Dimensions [mm]	
Device	170.0 x 30.0 x 8.0	Phone

Ambient Temperature: 22.7°C; Liquid Temperature: 22.1°C

Exposure Conditions

Phantom Section, TSL	Position, Test Distance [mm]	Band	Group, UID	Frequency [MHz], Channel Number	Conversion Factor	TSL Conductivity [S/m]	TSL Permittivity
Flat,	FRONT, 10.00	CD835	CW, 0--	835.000, 50	9.07	0.934	42.58

Hardware Setup

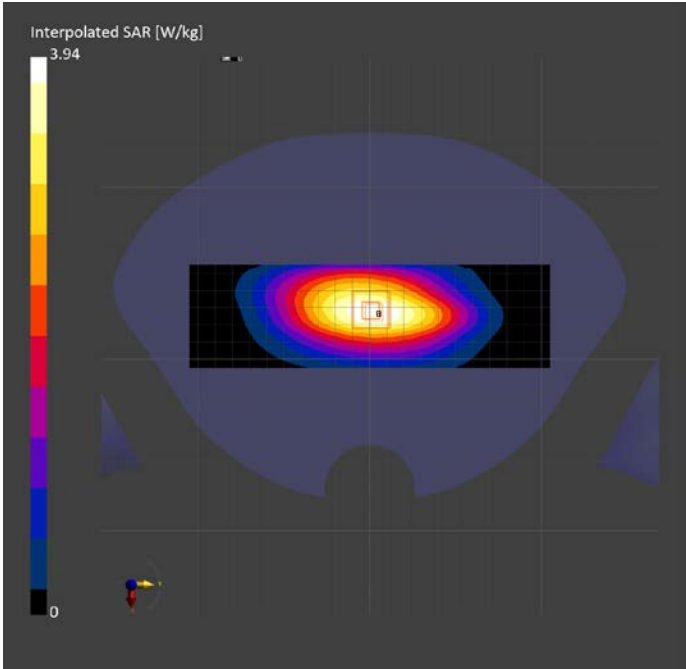
Phantom	TSL	Probe, Calibration Date	DAE, Calibration Date
Twin-SAM V8.0 (30deg probe tilt) - 2157	HSL835 --	EX3DV4 - SN7846, 2023-10-03	DAE4 Sn1806, 2023-10-06

Scan Setup

	Area Scan	Zoom Scan
Grid Extents [mm]	60.0 x 210.0	30.0 x 30.0 x 30.0
Grid Steps [mm]	15.0 x 15.0	6.0 x 6.0 x 1.5
Sensor Surface [mm]	3.0	1.4
Graded Grid	N/A	Yes
Grading Ratio	N/A	1.5
MAIA	N/A	N/A
Surface Detection	All points	All points
Scan Method	Measured	Measured

Measurement Results

	Area Scan	Zoom Scan
Date	2024-02-23, 08:17	2024-02-23, 09:28
psSAR1g [W/kg]	2.48	2.51
psSAR10g [W/kg]	1.64	1.64
Power Drift [dB]	-0.03	0.00
Power Scaling	Disabled	Disabled
Scaling Factor [dB]		
TSL Correction	No correction	No correction
M2/M1 [%]		86.4
Dist 3dB Peak [mm]		17.8



Device under Test Properties

Model	Dimensions [mm]	Phone
D1750V2-SN: 1128	80.0 x 30.0 x 8.0	

Ambient Temperature: 22.7°C; Liquid Temperature: 22.1°C

Exposure Conditions

Phantom Section, TSL	Position, Test Distance [mm]	Band	Group, UID	Frequency [MHz], Channel Number	Conversion Factor	TSL Conductivity [S/m]	TSL Permittivity
Flat,	FRONT, 15.00	D1750	CW, 0--	1750.000, 50	8.86	1.373	38.34

Hardware Setup

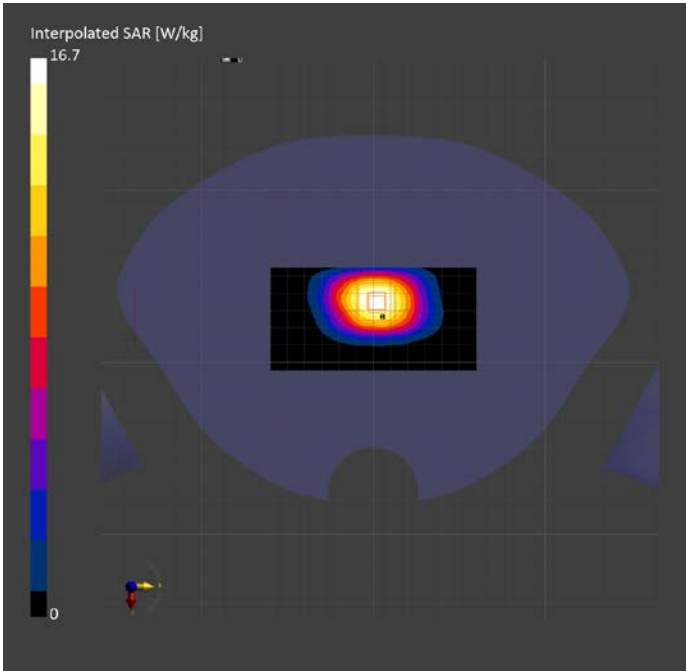
Phantom	TSL	Probe, Calibration Date	DAE, Calibration Date
Twin-SAM V8.0 (30deg probe tilt) - 2157	HSL1750 --	EX3DV4 - SN7846, 2023-10-03	DAE4 Sn1806, 2023-10-06

Scan Setup

	Area Scan	Zoom Scan
Grid Extents [mm]	60.0 x 120.0	30.0 x 30.0 x 30.0
Grid Steps [mm]	15.0 x 15.0	6.0 x 6.0 x 1.5
Sensor Surface [mm]	3.0	1.4
Graded Grid	N/A	Yes
Grading Ratio	N/A	1.5
MAIA	N/A	N/A
Surface Detection	VMS + 6p	VMS + 6p
Scan Method	Measured	Measured

Measurement Results

	Area Scan	Zoom Scan
Date	2024-03-02, 09:16	2024-03-02, 09:22
psSAR1g [W/kg]	7.82	8.98
psSAR10g [W/kg]	4.51	4.82
Power Drift [dB]	-0.15	-0.03
Power Scaling	Disabled	Disabled
Scaling Factor [dB]		
TSL Correction	No correction	No correction
M2/M1 [%]		81.9
Dist 3dB Peak [mm]		10.8



Device under Test Properties

Model	Dimensions [mm]	Phone
D1700V2-SN: 1128	80.0 x 30.0 x 8.0	

Ambient Temperature: 22.7°C; Liquid Temperature: 22.3°C

Exposure Conditions

Phantom Section, TSL	Position, Test Distance [mm]	Band	Group, UID	Frequency [MHz], Channel Number	Conversion Factor	TSL Conductivity [S/m]	TSL Permittivity
Flat,	FRONT, 0.00	D1750	CW, 0--	1750.000, 50	8.86	1.39	38.48

Hardware Setup

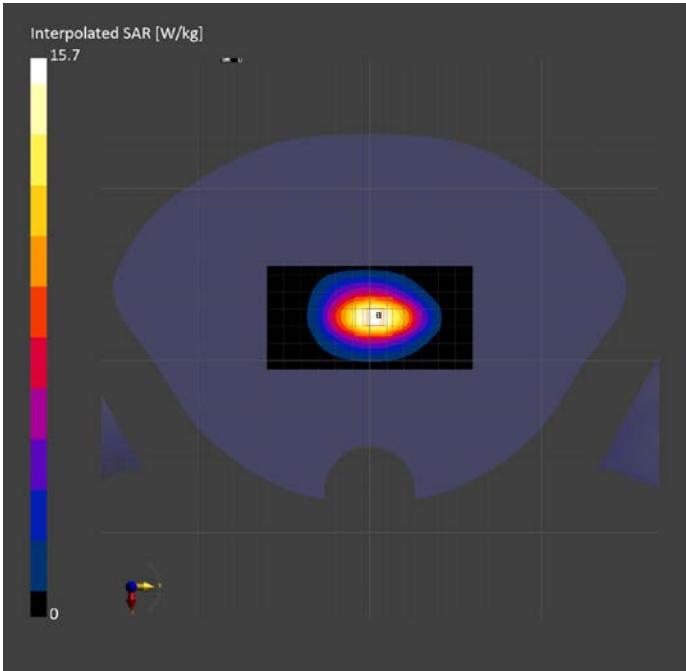
Phantom	TSL	Probe, Calibration Date	DAE, Calibration Date
Twin-SAM V8.0 (30deg probe tilt) - 2157	HSL1750 --	EX3DV4 - SN7846, 2023-10-03	DAE4 Sn1806, 2023-10-06

Scan Setup

	Area Scan	Zoom Scan
Grid Extents [mm]	60.0 x 120.0	30.0 x 30.0 x 30.0
Grid Steps [mm]	15.0 x 15.0	6.0 x 6.0 x 1.5
Sensor Surface [mm]	3.0	1.4
Graded Grid	N/A	Yes
Grading Ratio	N/A	1.5
MAIA	N/A	N/A
Surface Detection	All points	All points
Scan Method	Measured	Measured

Measurement Results

	Area Scan	Zoom Scan
Date	2024-03-03, 09:20	2024-03-03, 09:31
psSAR1g [W/kg]	8.46	8.46
psSAR10g [W/kg]	4.53	4.56
Power Drift [dB]	-1.93	-0.03
Power Scaling	Disabled	Disabled
Scaling Factor [dB]		
TSL Correction	No correction	No correction
M2/M1 [%]		81.9
Dist 3dB Peak [mm]		10.8



Device under Test Properties

Model	Dimensions [mm]	Phone
D1700V2-SN: 1128	80.0 x 30.0 x 8.0	

Ambient Temperature: 22.8°C; Liquid Temperature: 22.3°C

Exposure Conditions

Phantom Section, TSL	Position, Test Distance [mm]	Band	Group, UID	Frequency [MHz], Channel Number	Conversion Factor	TSL Conductivity [S/m]	TSL Permittivity
Flat,	FRONT, 0.00	D1750	CW, 0--	1750.000, 50	8.86	1.36	38.37

Hardware Setup

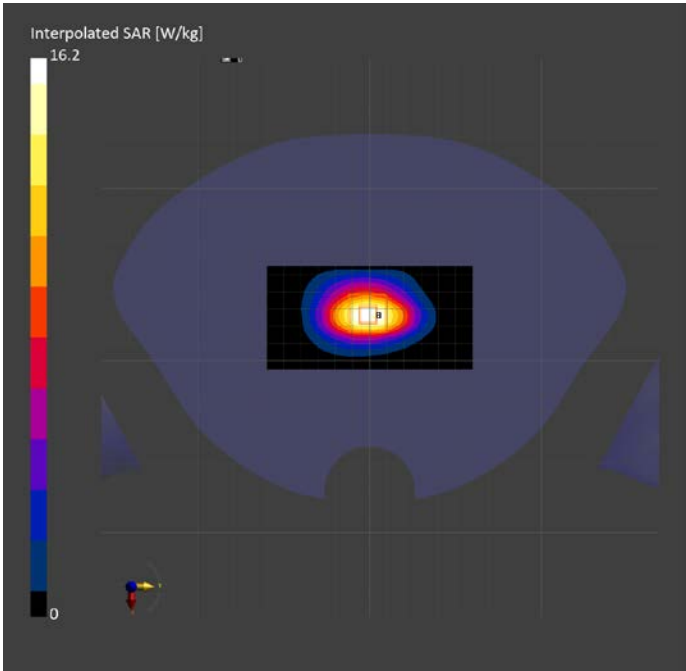
Phantom	TSL	Probe, Calibration Date	DAE, Calibration Date
Twin-SAM V8.0 (30deg probe tilt) - 2157	HSL1750 --	EX3DV4 - SN7846, 2023-10-03	DAE4 Sn1806, 2023-10-06

Scan Setup

	Area Scan	Zoom Scan
Grid Extents [mm]	60.0 x 120.0	30.0 x 30.0 x 30.0
Grid Steps [mm]	15.0 x 15.0	6.0 x 6.0 x 1.5
Sensor Surface [mm]	3.0	1.4
Graded Grid	N/A	Yes
Grading Ratio	N/A	1.5
MAIA	N/A	N/A
Surface Detection	All points	All points
Scan Method	Measured	Measured

Measurement Results

	Area Scan	Zoom Scan
Date	2024-03-04, 09:16	2024-03-04, 09:28
psSAR1g [W/kg]	8.35	8.49
psSAR10g [W/kg]	4.50	4.52
Power Drift [dB]	-0.06	0.01
Power Scaling	Disabled	Disabled
Scaling Factor [dB]		
TSL Correction	No correction	No correction
M2/M1 [%]		81.2
Dist 3dB Peak [mm]		10.9



Device under Test Properties

Model	Dimensions [mm]	Phone
D1700V2-SN: 1128	80.0 x 30.0 x 8.0	

Ambient Temperature: 22.7°C; Liquid Temperature: 22.3°C

Exposure Conditions

Phantom Section, TSL	Position, Test Distance [mm]	Band	Group, UID	Frequency [MHz], Channel Number	Conversion Factor	TSL Conductivity [S/m]	TSL Permittivity
Flat,	FRONT, 0.00	D1750	CW, 0--	1750.000, 50	8.86	1.33	41.01

Hardware Setup

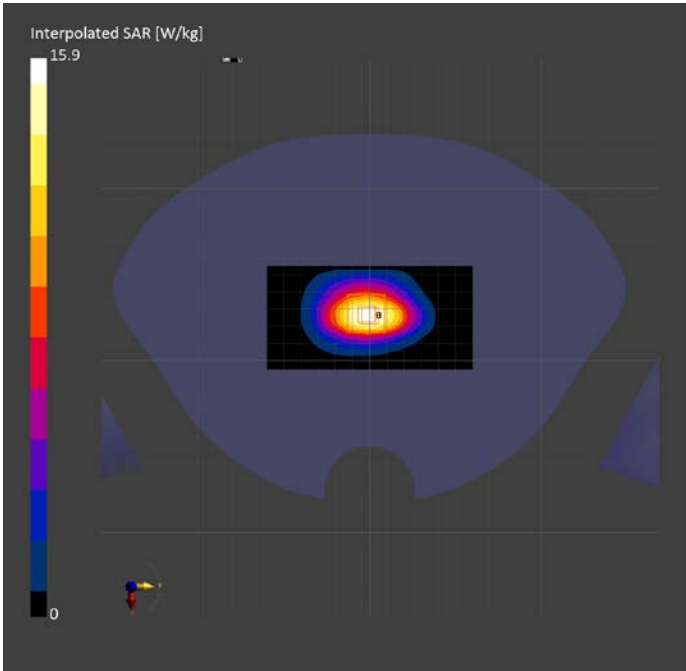
Phantom	TSL	Probe, Calibration Date	DAE, Calibration Date
Twin-SAM V8.0 (30deg probe tilt) - 2157	HSL1750 --	EX3DV4 - SN7846, 2023-10-03	DAE4 Sn1806, 2023-10-06

Scan Setup

	Area Scan	Zoom Scan
Grid Extents [mm]	60.0 x 120.0	30.0 x 30.0 x 30.0
Grid Steps [mm]	15.0 x 15.0	6.0 x 6.0 x 1.5
Sensor Surface [mm]	3.0	1.4
Graded Grid	N/A	Yes
Grading Ratio	N/A	1.5
MAIA	N/A	N/A
Surface Detection	All points	All points
Scan Method	Measured	Measured

Measurement Results

	Area Scan	Zoom Scan
Date	2024-03-05, 09:35	2024-03-05, 09:48
psSAR1g [W/kg]	8.62	8.31
psSAR10g [W/kg]	4.58	4.42
Power Drift [dB]	-0.21	0.03
Power Scaling	Disabled	Disabled
Scaling Factor [dB]		
TSL Correction	No correction	No correction
M2/M1 [%]		81.1
Dist 3dB Peak [mm]		10.8



Device under Test Properties

Model	Dimensions [mm]	Phone
D1900V2-SN: 5d192	80.0 x 30.0 x 8.0	

Ambient Temperature: 22.7°C; Liquid Temperature: 22.1°C

Exposure Conditions

Phantom Section, TSL	Position, Test Distance [mm]	Band	Group, UID	Frequency [MHz], Channel Number	Conversion Factor	TSL Conductivity [S/m]	TSL Permittivity
Flat,	FRONT, 10.00	D1900	CW, 0--	1900.000, 50	8.46	1.434	40.21

Hardware Setup

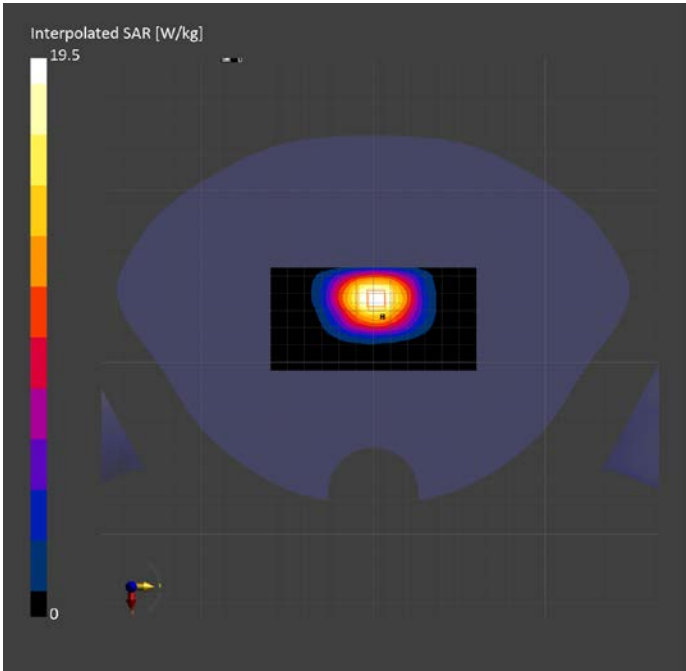
Phantom	TSL	Probe, Calibration Date	DAE, Calibration Date
Twin-SAM V8.0 (30deg probe tilt) - 2157	HSL1900 --	EX3DV4 - SN7846, 2023-10-03	DAE4 Sn1806, 2023-10-06

Scan Setup

	Area Scan	Zoom Scan
Grid Extents [mm]	60.0 x 120.0	30.0 x 30.0 x 30.0
Grid Steps [mm]	15.0 x 15.0	6.0 x 6.0 x 1.5
Sensor Surface [mm]	3.0	1.4
Graded Grid	N/A	Yes
Grading Ratio	N/A	1.5
MAIA	N/A	N/A
Surface Detection	VMS + 6p	VMS + 6p
Scan Method	Measured	Measured

Measurement Results

	Area Scan	Zoom Scan
Date	2024-03-06, 09:33	2024-03-06, 09:39
psSAR1g [W/kg]	8.94	10.4
psSAR10g [W/kg]	4.95	5.41
Power Drift [dB]	-0.01	-0.10
Power Scaling	Disabled	Disabled
Scaling Factor [dB]		
TSL Correction	No correction	No correction
M2/M1 [%]		81.6
Dist 3dB Peak [mm]		9.9



Device under Test Properties

Model	Dimensions [mm]	Phone
D1900V2-SN: 5d192	80.0 x 30.0 x 8.0	

Ambient Temperature: 22.7°C; Liquid Temperature: 22.2°C

Exposure Conditions

Phantom Section, TSL	Position, Test Distance [mm]	Band	Group, UID	Frequency [MHz], Channel Number	Conversion Factor	TSL Conductivity [S/m]	TSL Permittivity
Flat,	FRONT, 10.00	D1900	CW, 0--	1900.000, 50	8.46	1.45	40.51

Hardware Setup

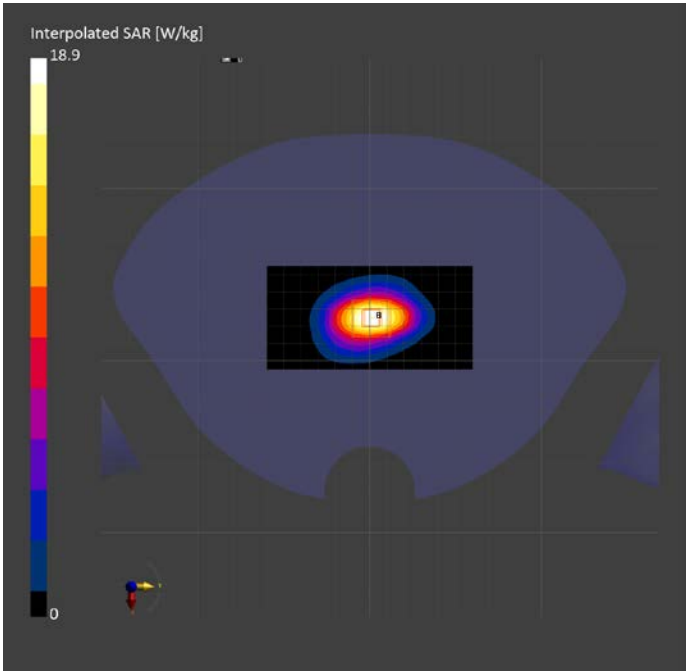
Phantom	TSL	Probe, Calibration Date	DAE, Calibration Date
Twin-SAM V8.0 (30deg probe tilt) - 2157	HSL1900 --	EX3DV4 - SN7846, 2023-10-03	DAE4 Sn1806, 2023-10-06

Scan Setup

	Area Scan	Zoom Scan
Grid Extents [mm]	60.0 x 120.0	30.0 x 30.0 x 30.0
Grid Steps [mm]	15.0 x 15.0	6.0 x 6.0 x 1.5
Sensor Surface [mm]	3.0	1.4
Graded Grid	N/A	Yes
Grading Ratio	N/A	1.5
MAIA	N/A	N/A
Surface Detection	All points	All points
Scan Method	Measured	Measured

Measurement Results

	Area Scan	Zoom Scan
Date	2024-03-07, 08:49	2024-03-07, 09:00
psSAR1g [W/kg]	9.59	9.68
psSAR10g [W/kg]	4.90	5.00
Power Drift [dB]	-0.06	-0.02
Power Scaling	Disabled	Disabled
Scaling Factor [dB]		
TSL Correction	No correction	No correction
M2/M1 [%]		80.2
Dist 3dB Peak [mm]		9.9



Device under Test Properties

Model	Dimensions [mm]	
D1900V2-SN: 5d192	80.0 x 30.0 x 8.0	Phone
Ambient Temperature: 22.8°C; Liquid Temperature: 22.1°C		

Exposure Conditions

Phantom Section, TSL	Position, Test Distance [mm]	Band	Group, UID	Frequency [MHz], Channel Number	Conversion Factor	TSL Conductivity [S/m]	TSL Permittivity
Flat,	FRONT, 10.00	D1900	CW, 0--	1900.000, 50	8.46	1.46	40.19

Hardware Setup

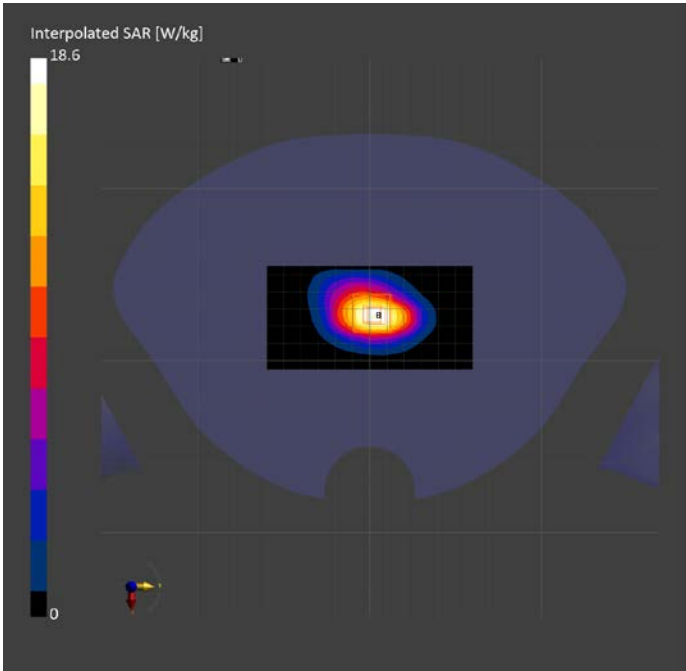
Phantom	TSL	Probe, Calibration Date	DAE, Calibration Date
Twin-SAM V8.0 (30deg probe tilt) - 2157	HSL1900 --	EX3DV4 - SN7846, 2023-10-03	DAE4 Sn1806, 2023-10-06

Scan Setup

	Area Scan	Zoom Scan
Grid Extents [mm]	60.0 x 120.0	30.0 x 30.0 x 30.0
Grid Steps [mm]	15.0 x 15.0	6.0 x 6.0 x 1.5
Sensor Surface [mm]	3.0	1.4
Graded Grid	N/A	Yes
Grading Ratio	N/A	1.5
MAIA	N/A	N/A
Surface Detection	All points	All points
Scan Method	Measured	Measured

Measurement Results

	Area Scan	Zoom Scan
Date	2024-03-08, 09:24	2024-03-08, 09:36
psSAR1g [W/kg]	9.46	9.81
psSAR10g [W/kg]	4.94	5.07
Power Drift [dB]	-0.07	-0.03
Power Scaling	Disabled	Disabled
Scaling Factor [dB]		
TSL Correction	No correction	No correction
M2/M1 [%]		82.5
Dist 3dB Peak [mm]		9.6



Device under Test Properties

Model	Dimensions [mm]	Phone
D1900V2-SN: 5d192	80.0 x 30.0 x 8.0	

Ambient Temperature: 22.7°C; Liquid Temperature: 22.1°C

Exposure Conditions

Phantom Section, TSL	Position, Test Distance [mm]	Band	Group, UID	Frequency [MHz], Channel Number	Conversion Factor	TSL Conductivity [S/m]	TSL Permittivity
Flat,	FRONT, 10.00	D1900	CW, 0--	1900.000, 50	8.46	1.454	40.79

Hardware Setup

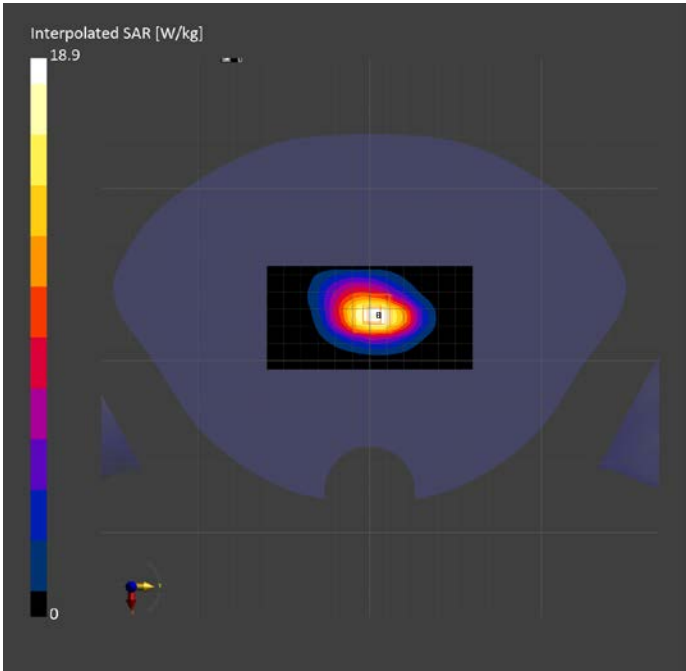
Phantom	TSL	Probe, Calibration Date	DAE, Calibration Date
Twin-SAM V8.0 (30deg probe tilt) - 2157	HSL1900 --	EX3DV4 - SN7846, 2023-10-03	DAE4 Sn1806, 2023-10-06

Scan Setup

	Area Scan	Zoom Scan
Grid Extents [mm]	60.0 x 120.0	30.0 x 30.0 x 30.0
Grid Steps [mm]	15.0 x 15.0	6.0 x 6.0 x 1.5
Sensor Surface [mm]	3.0	1.4
Graded Grid	N/A	Yes
Grading Ratio	N/A	1.5
MAIA	N/A	N/A
Surface Detection	All points	All points
Scan Method	Measured	Measured

Measurement Results

	Area Scan	Zoom Scan
Date	2024-03-09, 09:45	2024-03-09, 09:57
psSAR1g [W/kg]	9.64	9.91
psSAR10g [W/kg]	5.04	5.15
Power Drift [dB]	0.04	-0.04
Power Scaling	Disabled	Disabled
Scaling Factor [dB]		
TSL Correction	No correction	No correction
M2/M1 [%]		81.4
Dist 3dB Peak [mm]		9.7



Device under Test Properties

Model	Dimensions [mm]	Phone
D2600V2-SN: 1093	60.0 x 30.0 x 8.0	

Ambient Temperature: 22.7°C; Liquid Temperature: 22.2°C

Exposure Conditions

Phantom Section, TSL	Position, Test Distance [mm]	Band	Group, UID	Frequency [MHz], Channel Number	Conversion Factor	TSL Conductivity [S/m]	TSL Permittivity
Flat,	FRONT, 10.00	D2600	CW, 0--	2600.000, 50	7.32	1.89	37.95

Hardware Setup

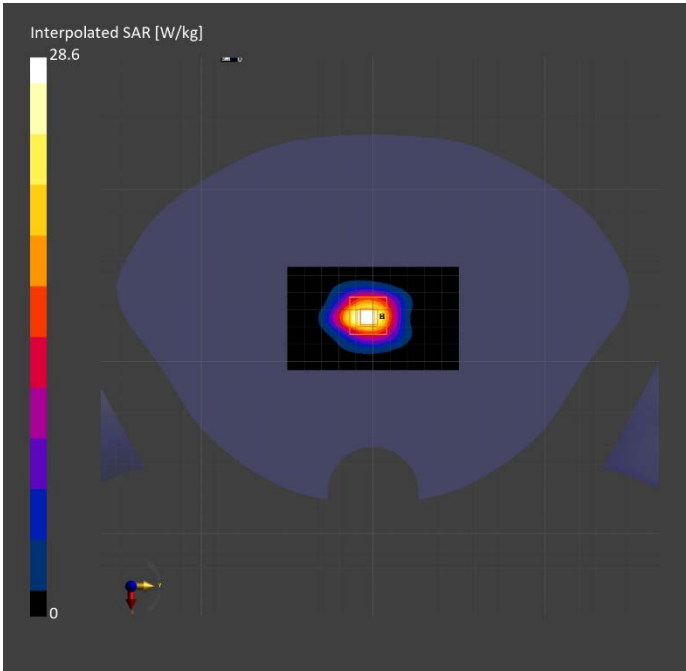
Phantom	TSL	Probe, Calibration Date	DAE, Calibration Date
Twin-SAM V8.0 (30deg probe tilt) - 2098	HSL2600 --	EX3DV4 - SN7746, 2023-08-22	DAE4 Sn719, 2023-04-10

Scan Setup

	Area Scan	Zoom Scan
Grid Extents [mm]	60.0 x 100.0	30.0 x 30.0 x 30.0
Grid Steps [mm]	10.0 x 10.0	5.0 x 5.0 x 1.5
Sensor Surface [mm]	3.0	1.4
Graded Grid	N/A	Yes
Grading Ratio	N/A	1.5
MAIA	N/A	N/A
Surface Detection	All points	All points
Scan Method	Measured	Measured

Measurement Results

	Area Scan	Zoom Scan
Date	2024-02-24, 09:18	2024-02-24, 09:34
psSAR1g [W/kg]	12.1	13.2
psSAR10g [W/kg]	4.99	5.91
Power Drift [dB]	-0.22	-0.05
Power Scaling	Disabled	Disabled
Scaling Factor [dB]		
TSL Correction	No correction	No correction
M2/M1 [%]		78.6
Dist 3dB Peak [mm]		9.0



Device under Test Properties

Model	Dimensions [mm]	Phone
D2600V2-SN: 1093	60.0 x 30.0 x 8.0	

Ambient Temperature: 22.6°C; Liquid Temperature: 22.1°C

Exposure Conditions

Phantom Section, TSL	Position, Test Distance [mm]	Band	Group, UID	Frequency [MHz], Channel Number	Conversion Factor	TSL Conductivity [S/m]	TSL Permittivity
Flat,	FRONT, 10.00	D2600	CW, 0--	2600.000, 50	7.32	1.93	38.0

Hardware Setup

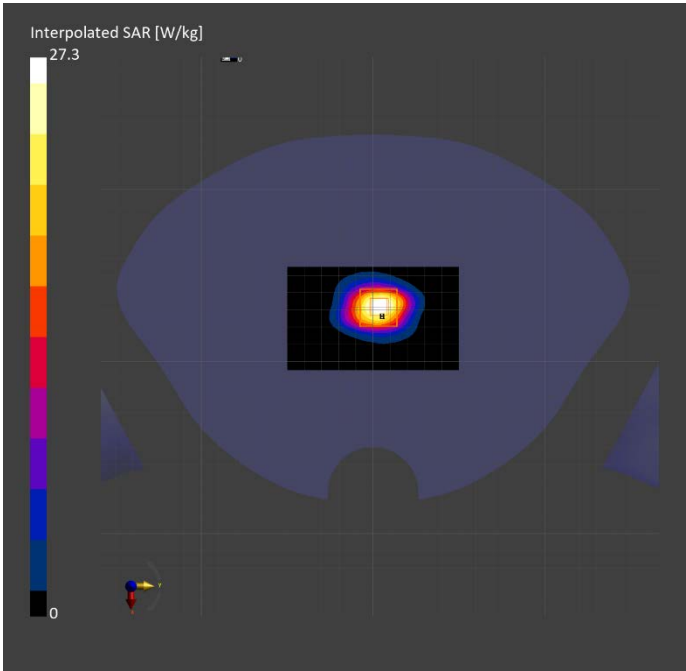
Phantom	TSL	Probe, Calibration Date	DAE, Calibration Date
Twin-SAM V8.0 (30deg probe tilt) - 2098	HSL2600 --	EX3DV4 - SN7746, 2023-08-22	DAE4 Sn719, 2023-04-10

Scan Setup

	Area Scan	Zoom Scan
Grid Extents [mm]	60.0 x 100.0	30.0 x 30.0 x 30.0
Grid Steps [mm]	10.0 x 10.0	5.0 x 5.0 x 1.5
Sensor Surface [mm]	3.0	1.4
Graded Grid	N/A	Yes
Grading Ratio	N/A	1.5
MAIA	N/A	N/A
Surface Detection	VMS + 6p	VMS + 6p
Scan Method	Measured	Measured

Measurement Results

	Area Scan	Zoom Scan
Date	2024-02-26, 09:29	2024-02-26, 09:36
psSAR1g [W/kg]	13.1	13.1
psSAR10g [W/kg]	6.13	5.97
Power Drift [dB]	0.08	-0.04
Power Scaling	Disabled	Disabled
Scaling Factor [dB]		
TSL Correction	No correction	No correction
M2/M1 [%]		80.1
Dist 3dB Peak [mm]		9.0



Device under Test Properties

Model	Dimensions [mm]	Phone
D2600V2-SN: 1093	60.0 x 30.0 x 8.0	

Ambient Temperature: 22.8°C; Liquid Temperature: 22.2°C

Exposure Conditions

Phantom Section, TSL	Position, Test Distance [mm]	Band	Group, UID	Frequency [MHz], Channel Number	Conversion Factor	TSL Conductivity [S/m]	TSL Permittivity
Flat,	FRONT, 10.00	D2600	CW, 0--	2600.000, 50	7.32	1.9	37.98

Hardware Setup

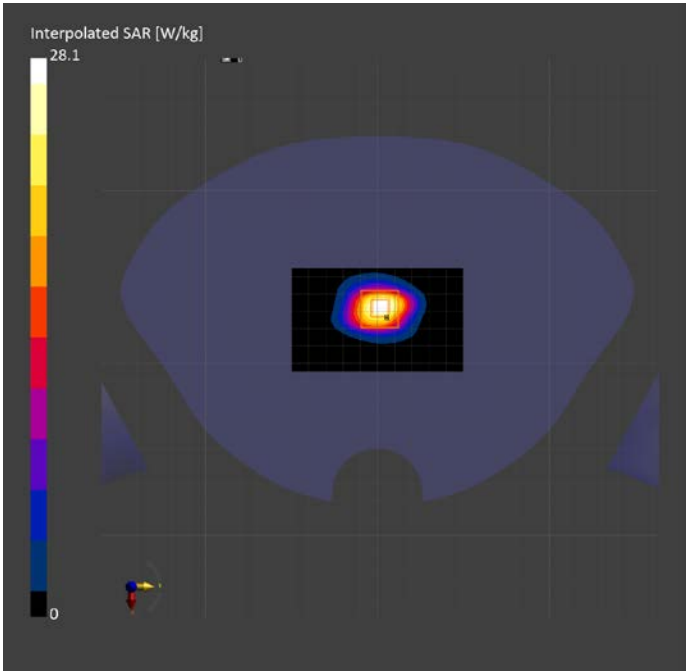
Phantom	TSL	Probe, Calibration Date	DAE, Calibration Date
Twin-SAM V8.0 (30deg probe tilt) - 2098	HSL2600 --	EX3DV4 - SN7746, 2023-08-22	DAE4 Sn719, 2023-04-10

Scan Setup

	Area Scan	Zoom Scan
Grid Extents [mm]	60.0 x 100.0	30.0 x 30.0 x 30.0
Grid Steps [mm]	10.0 x 10.0	5.0 x 5.0 x 1.5
Sensor Surface [mm]	3.0	1.4
Graded Grid	N/A	Yes
Grading Ratio	N/A	1.5
MAIA	N/A	N/A
Surface Detection	VMS + 6p	VMS + 6p
Scan Method	Measured	Measured

Measurement Results

	Area Scan	Zoom Scan
Date	2024-02-27, 09:18	2024-02-27, 09:25
psSAR1g [W/kg]	13.5	13.5
psSAR10g [W/kg]	6.24	6.15
Power Drift [dB]	-0.01	0.02
Power Scaling	Disabled	Disabled
Scaling Factor [dB]		
TSL Correction	No correction	No correction
M2/M1 [%]		80.4
Dist 3dB Peak [mm]		9.0



Device under Test Properties

Model	Dimensions [mm]	Phone
D2600V2-SN: 1093	60.0 x 30.0 x 8.0	

Ambient Temperature: 22.8°C; Liquid Temperature: 22.3°C

Exposure Conditions

Phantom Section, TSL	Position, Test Distance [mm]	Band	Group, UID	Frequency [MHz], Channel Number	Conversion Factor	TSL Conductivity [S/m]	TSL Permittivity
Flat,	FRONT, 10.00	D2600	CW, 0--	2600.000, 50	7.32	1.92	39.86

Hardware Setup

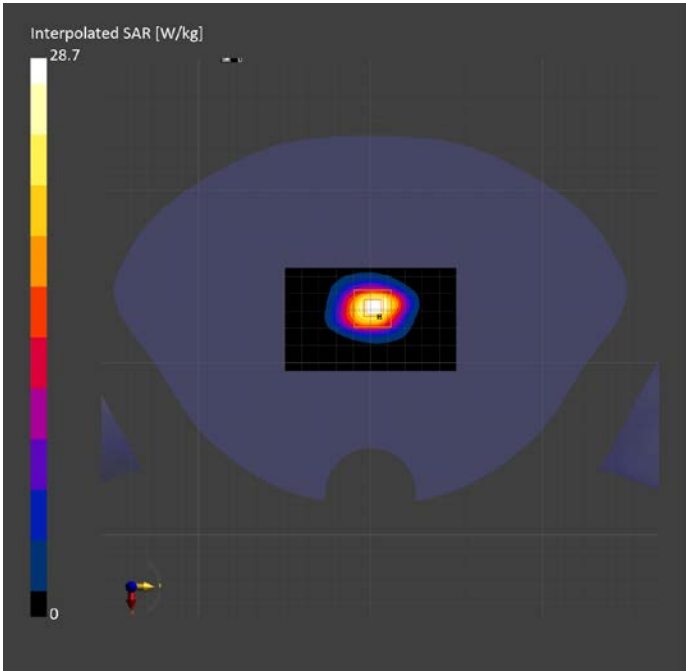
Phantom	TSL	Probe, Calibration Date	DAE, Calibration Date
Twin-SAM V8.0 (30deg probe tilt) - 2098	HSL2600 --	EX3DV4 - SN7746, 2023-08-22	DAE4 Sn719, 2023-04-10

Scan Setup

	Area Scan	Zoom Scan
Grid Extents [mm]	60.0 x 100.0	30.0 x 30.0 x 30.0
Grid Steps [mm]	10.0 x 10.0	5.0 x 5.0 x 1.5
Sensor Surface [mm]	3.0	1.4
Graded Grid	N/A	Yes
Grading Ratio	N/A	1.5
MAIA	N/A	N/A
Surface Detection	VMS + 6p	VMS + 6p
Scan Method	Measured	Measured

Measurement Results

	Area Scan	Zoom Scan
Date	2024-02-28, 09:30	2024-02-28, 09:38
psSAR1g [W/kg]	13.7	13.8
psSAR10g [W/kg]	6.35	6.25
Power Drift [dB]	-0.00	0.02
Power Scaling	Disabled	Disabled
Scaling Factor [dB]		
TSL Correction	No correction	No correction
M2/M1 [%]		80.2
Dist 3dB Peak [mm]		9.0



Device under Test Properties

Model	Dimensions [mm]	Phone
D2600V2-SN: 1093	60.0 x 30.0 x 8.0	

Ambient Temperature: 22.8°C; Liquid Temperature: 22.1°C

Exposure Conditions

Phantom Section, TSL	Position, Test Distance [mm]	Band	Group, UID	Frequency [MHz], Channel Number	Conversion Factor	TSL Conductivity [S/m]	TSL Permittivity
Flat,	FRONT, 10.00	D2600	CW, 0--	2600.000, 50	7.32	1.887	40.21

Hardware Setup

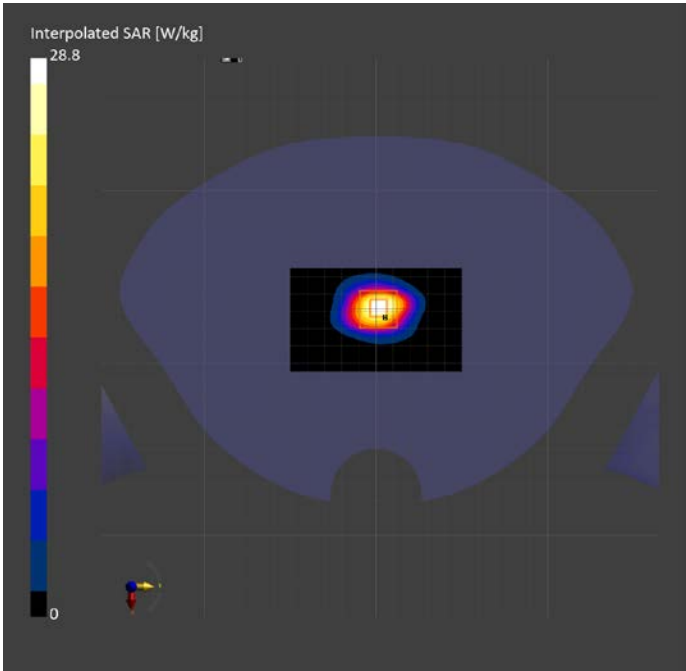
Phantom	TSL	Probe, Calibration Date	DAE, Calibration Date
Twin-SAM V8.0 (30deg probe tilt) - 2098	HSL2600 --	EX3DV4 - SN7746, 2023-08-22	DAE4 Sn719, 2023-04-10

Scan Setup

	Area Scan	Zoom Scan
Grid Extents [mm]	60.0 x 100.0	30.0 x 30.0 x 30.0
Grid Steps [mm]	10.0 x 10.0	5.0 x 5.0 x 1.5
Sensor Surface [mm]	3.0	1.4
Graded Grid	N/A	Yes
Grading Ratio	N/A	1.5
MAIA	N/A	N/A
Surface Detection	VMS + 6p	VMS + 6p
Scan Method	Measured	Measured

Measurement Results

	Area Scan	Zoom Scan
Date	2024-02-29, 08:42	2024-02-29, 08:50
psSAR1g [W/kg]	13.7	13.8
psSAR10g [W/kg]	6.34	6.24
Power Drift [dB]	-0.00	0.02
Power Scaling	Disabled	Disabled
Scaling Factor [dB]		
TSL Correction	No correction	No correction
M2/M1 [%]		80.0
Dist 3dB Peak [mm]		9.0



Device under Test Properties

Model	Dimensions [mm]	Phone
D2600V2-SN: 1093	60.0 x 30.0 x 8.0	

Ambient Temperature: 22.8°C; Liquid Temperature: 22.3°C

Exposure Conditions

Phantom Section, TSL	Position, Test Distance [mm]	Band	Group, UID	Frequency [MHz], Channel Number	Conversion Factor	TSL Conductivity [S/m]	TSL Permittivity
Flat,	FRONT, 10.00	D2600	CW, 0--	2600.000, 50	7.32	1.92	39.21

Hardware Setup

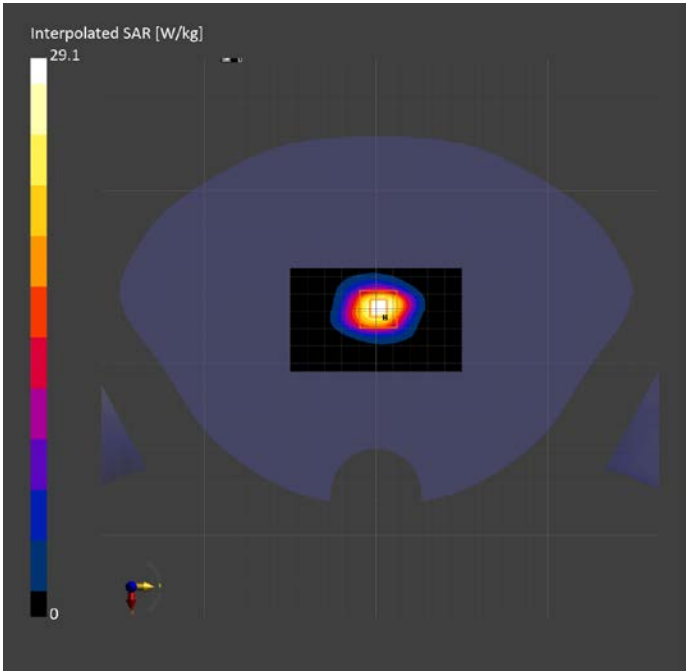
Phantom	TSL	Probe, Calibration Date	DAE, Calibration Date
Twin-SAM V8.0 (30deg probe tilt) - 2098	HSL2600 --	EX3DV4 - SN7746, 2023-08-22	DAE4 Sn719, 2023-04-10

Scan Setup

	Area Scan	Zoom Scan
Grid Extents [mm]	60.0 x 100.0	30.0 x 30.0 x 30.0
Grid Steps [mm]	10.0 x 10.0	5.0 x 5.0 x 1.5
Sensor Surface [mm]	3.0	1.4
Graded Grid	N/A	Yes
Grading Ratio	N/A	1.5
MAIA	N/A	N/A
Surface Detection	VMS + 6p	VMS + 6p
Scan Method	Measured	Measured

Measurement Results

	Area Scan	Zoom Scan
Date	2024-03-02, 09:54	2024-03-02, 10:02
psSAR1g [W/kg]	13.3	13.9
psSAR10g [W/kg]	6.16	6.31
Power Drift [dB]	0.18	0.01
Power Scaling	Disabled	Disabled
Scaling Factor [dB]		
TSL Correction	No correction	No correction
M2/M1 [%]		80.0
Dist 3dB Peak [mm]		9.0



Device under Test Properties

Model	Dimensions [mm]	Phone
D3500V2-SN: 1143	40.0 x 30.0 x 8.0	

Ambient Temperature: 22.7°C; Liquid Temperature: 22.3°C

Exposure Conditions

Phantom Section, TSL	Position, Test Distance [mm]	Band	Group, UID	Frequency [MHz], Channel Number	Conversion Factor	TSL Conductivity [S/m]	TSL Permittivity
Flat,	FRONT, 10.00	D3500	CW, 0--	3500.000, 50	6.88	2.85	38.5

Hardware Setup

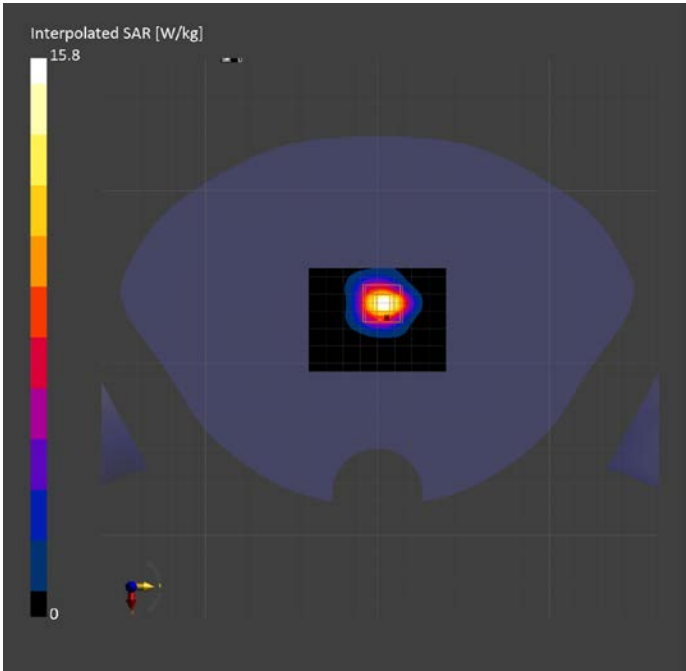
Phantom	TSL	Probe, Calibration Date	DAE, Calibration Date
Twin-SAM V8.0 (30deg probe tilt) - 2098	HSL3500 --	EX3DV4 - SN7746, 2023-08-22	DAE4 Sn719, 2023-04-10

Scan Setup

	Area Scan	Zoom Scan
Grid Extents [mm]	60.0 x 80.0	28.0 x 28.0 x 28.0
Grid Steps [mm]	10.0 x 10.0	5.0 x 5.0 x 1.4
Sensor Surface [mm]	3.0	1.4
Graded Grid	N/A	Yes
Grading Ratio	N/A	1.5
MAIA	N/A	N/A
Surface Detection	VMS + 6p	VMS + 6p
Scan Method	Measured	Measured

Measurement Results

	Area Scan	Zoom Scan
Date	2024-03-06, 08:45	2024-03-06, 08:52
psSAR1g [W/kg]	5.85	6.13
psSAR10g [W/kg]	2.25	2.36
Power Drift [dB]	0.01	-0.02
Power Scaling	Disabled	Disabled
Scaling Factor [dB]		
TSL Correction	No correction	No correction
M2/M1 [%]		75.1
Dist 3dB Peak [mm]		8.6



Device under Test Properties

Model	Dimensions [mm]	Phone
D3500V2-SN: 1143	40.0 x 30.0 x 8.0	

Ambient Temperature: 22.7°C; Liquid Temperature: 22.1°C

Exposure Conditions

Phantom Section, TSL	Position, Test Distance [mm]	Band	Group, UID	Frequency [MHz], Channel Number	Conversion Factor	TSL Conductivity [S/m]	TSL Permittivity
Flat,	FRONT, 10.00	D3500	CW, 0--	3500.000, 50	6.88	2.80	38.5

Hardware Setup

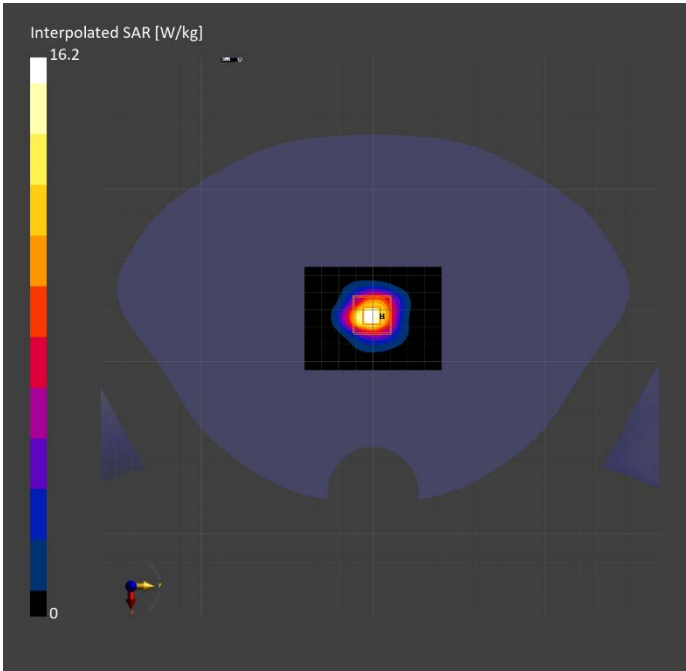
Phantom	TSL	Probe, Calibration Date	DAE, Calibration Date
Twin-SAM V8.0 (30deg probe tilt) - 2098	HSL3500 --	EX3DV4 - SN7746, 2023-08-22	DAE4 Sn719, 2023-04-10

Scan Setup

	Area Scan	Zoom Scan
Grid Extents [mm]	60.0 x 80.0	28.0 x 28.0 x 28.0
Grid Steps [mm]	10.0 x 10.0	5.0 x 5.0 x 1.4
Sensor Surface [mm]	3.0	1.4
Graded Grid	N/A	Yes
Grading Ratio	N/A	1.5
MAIA	N/A	N/A
Surface Detection	All points	All points
Scan Method	Measured	Measured

Measurement Results

	Area Scan	Zoom Scan
Date	2024-03-07, 09:29	2024-03-07, 09:43
psSAR1g [W/kg]	6.31	6.25
psSAR10g [W/kg]	2.45	2.40
Power Drift [dB]	-0.39	0.01
Power Scaling	Disabled	Disabled
Scaling Factor [dB]		
TSL Correction	No correction	No correction
M2/M1 [%]		75.1
Dist 3dB Peak [mm]		9.0



Device under Test Properties

Model	Dimensions [mm]	Phone
D3500V2-SN: 1143	40.0 x 30.0 x 8.0	

Ambient Temperature: 22.6°C; Liquid Temperature: 22.2°C

Exposure Conditions

Phantom Section, TSL	Position, Test Distance [mm]	Band	Group, UID	Frequency [MHz], Channel Number	Conversion Factor	TSL Conductivity [S/m]	TSL Permittivity
Flat,	FRONT, 10.00	D3500	CW, 0--	3500.000, 50	6.88	2.83	38.69

Hardware Setup

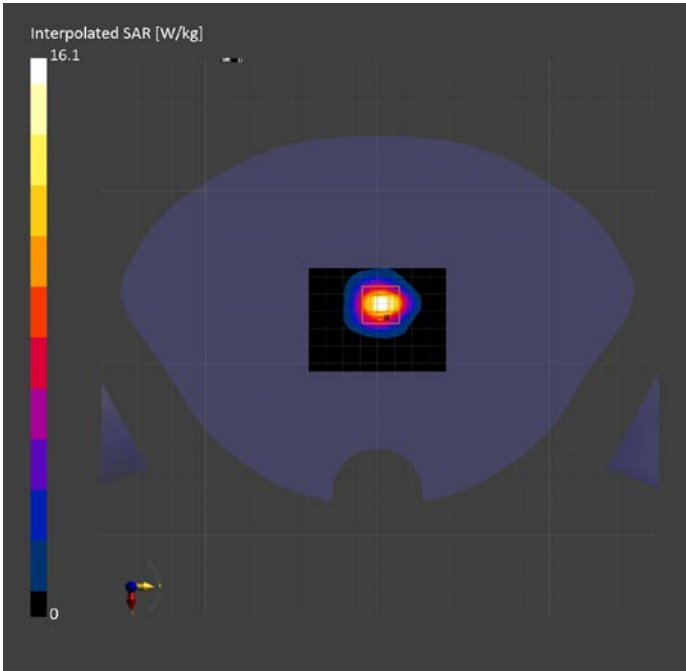
Phantom	TSL	Probe, Calibration Date	DAE, Calibration Date
Twin-SAM V8.0 (30deg probe tilt) - 2098	HSL3500 --	EX3DV4 - SN7746, 2023-08-22	DAE4 Sn719, 2023-04-10

Scan Setup

	Area Scan	Zoom Scan
Grid Extents [mm]	60.0 x 80.0	28.0 x 28.0 x 28.0
Grid Steps [mm]	10.0 x 10.0	5.0 x 5.0 x 1.4
Sensor Surface [mm]	3.0	1.4
Graded Grid	N/A	Yes
Grading Ratio	N/A	1.5
MAIA	N/A	N/A
Surface Detection	VMS + 6p	VMS + 6p
Scan Method	Measured	Measured

Measurement Results

	Area Scan	Zoom Scan
Date	2024-03-08, 08:55	2024-03-08, 09:02
psSAR1g [W/kg]	6.22	6.34
psSAR10g [W/kg]	2.37	2.43
Power Drift [dB]	0.03	0.01
Power Scaling	Disabled	Disabled
Scaling Factor [dB]		
TSL Correction	No correction	No correction
M2/M1 [%]		76.3
Dist 3dB Peak [mm]		8.6



Device under Test Properties

Model	Dimensions [mm]	Phone
D3500V2-SN: 1143	40.0 x 30.0 x 8.0	

Ambient Temperature: 22.7°C; Liquid Temperature: 22.1°C

Exposure Conditions

Phantom Section, TSL	Position, Test Distance [mm]	Band	Group, UID	Frequency [MHz], Channel Number	Conversion Factor	TSL Conductivity [S/m]	TSL Permittivity
Flat,	FRONT, 10.00	D3500	CW, 0--	3500.000, 50	6.88	2.81	39.4

Hardware Setup

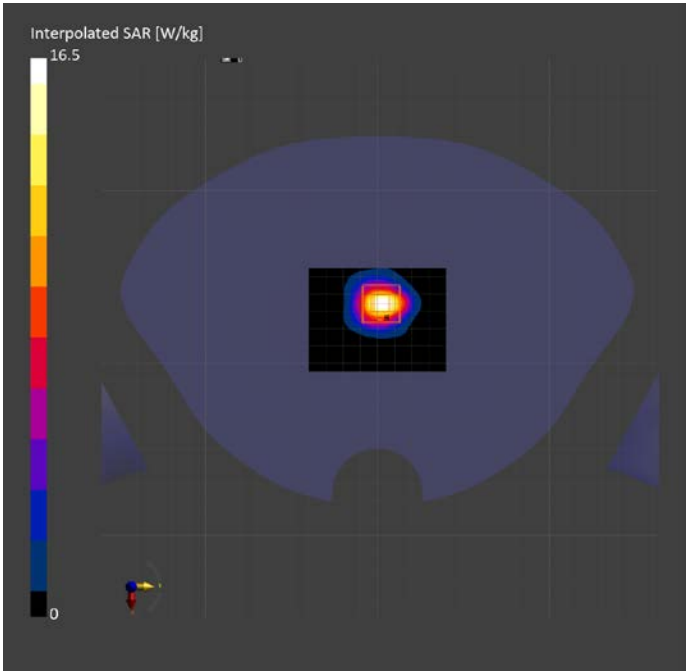
Phantom	TSL	Probe, Calibration Date	DAE, Calibration Date
Twin-SAM V8.0 (30deg probe tilt) - 2098	HSL3500 --	EX3DV4 - SN7746, 2023-08-22	DAE4 Sn719, 2023-04-10

Scan Setup

	Area Scan	Zoom Scan
Grid Extents [mm]	60.0 x 80.0	28.0 x 28.0 x 28.0
Grid Steps [mm]	10.0 x 10.0	5.0 x 5.0 x 1.4
Sensor Surface [mm]	3.0	1.4
Graded Grid	N/A	Yes
Grading Ratio	N/A	1.5
MAIA	N/A	N/A
Surface Detection	VMS + 6p	VMS + 6p
Scan Method	Measured	Measured

Measurement Results

	Area Scan	Zoom Scan
Date	2024-03-09, 09:07	2024-03-09, 09:14
psSAR1g [W/kg]	6.38	6.44
psSAR10g [W/kg]	2.44	2.47
Power Drift [dB]	0.01	0.01
Power Scaling	Disabled	Disabled
Scaling Factor [dB]		
TSL Correction	No correction	No correction
M2/M1 [%]		75.9
Dist 3dB Peak [mm]		8.6



Device under Test Properties

Model	Dimensions [mm]	
D2.45GHzV2-SN: 943	60.0 x 30.0 x 8.0	Phone
Ambient Temperature: 22.7°C; Liquid Temperature: 22.4°C		

Exposure Conditions

Phantom Section, TSL	Position, Test Distance [mm]	Band	Group, UID	Frequency [MHz], Channel Number	Conversion Factor	TSL Conductivity [S/m]	TSL Permittivity
Flat,	FRONT, 10.00	D2450	CW, 0--	2450.000, 50	7.5	1.73	38.22

Hardware Setup

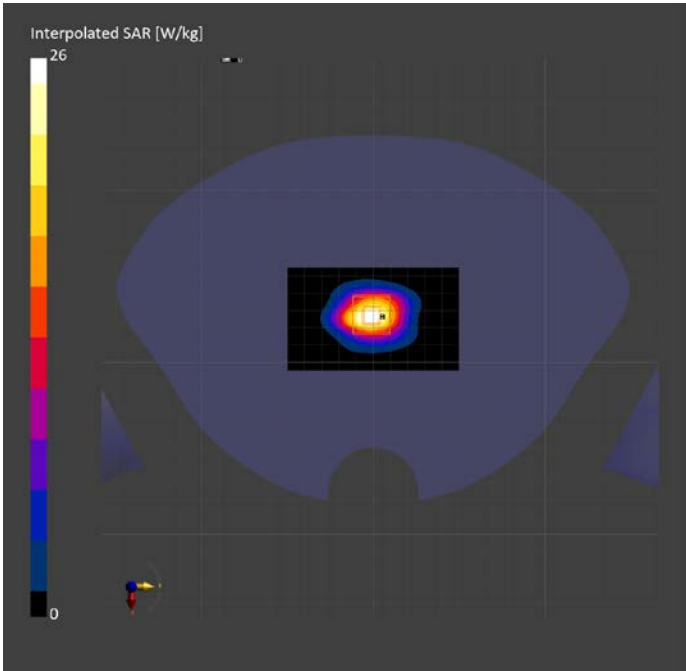
Phantom	TSL	Probe, Calibration Date	DAE, Calibration Date
Twin-SAM V5.0 (30deg probe tilt) - 1860	HSL2450, --	EX3DV4 - SN7745, 2023-08-22	DAE4 Sn1738, 2023-08-07

Scan Setup

	Area Scan	Zoom Scan
Grid Extents [mm]	60.0 x 100.0	30.0 x 30.0 x 30.0
Grid Steps [mm]	10.0 x 10.0	5.0 x 5.0 x 1.5
Sensor Surface [mm]	3.0	1.4
Graded Grid	N/A	Yes
Grading Ratio	N/A	1.5
MAIA	N/A	N/A
Surface Detection	All points	All points
Scan Method	Measured	Measured

Measurement Results

	Area Scan	Zoom Scan
Date	2024-03-10, 08:49	2024-03-10, 09:04
psSAR1g [W/kg]	11.9	12.2
psSAR10g [W/kg]	5.46	5.65
Power Drift [dB]	-0.22	-0.09
Power Scaling	Disabled	Disabled
Scaling Factor [dB]		
TSL Correction	No correction	No correction
M2/M1 [%]		78.4
Dist 3dB Peak [mm]		9.0



Device under Test Properties

Model	Dimensions [mm]	Phone
D5GHzV2-SN: 1188	30.0 x 30.0 x 8.0	

Ambient Temperature: 22.7°C; Liquid Temperature: 22.4°C

Exposure Conditions

Phantom Section, TSL	Position, Test Distance [mm]	Band	Group, UID	Frequency [MHz], Channel Number	Conversion Factor	TSL Conductivity [S/m]	TSL Permittivity
Flat,	FRONT, 10.00	D5GHz	CW, 0--	5250.000, 25	5.34	4.556	34.65

Hardware Setup

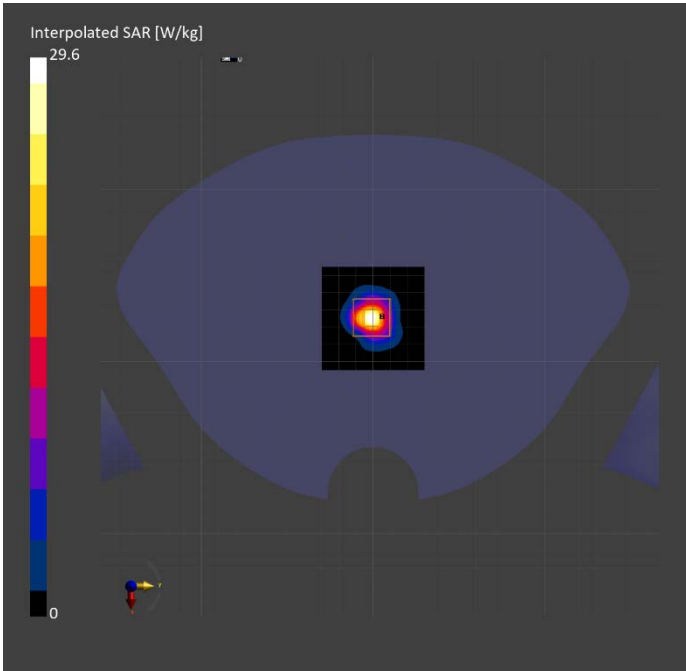
Phantom	TSL	Probe, Calibration Date	DAE, Calibration Date
Twin-SAM V5.0 (30deg probe tilt) - 1860	HSL5250 --	EX3DV4 - SN7745, 2023-08-22	DAE4 Sn1738, 2023-08-07

Scan Setup

	Area Scan	Zoom Scan
Grid Extents [mm]	60.0 x 60.0	22.0 x 22.0 x 22.0
Grid Steps [mm]	10.0 x 10.0	4.0 x 4.0 x 1.4
Sensor Surface [mm]	3.0	1.4
Graded Grid	N/A	Yes
Grading Ratio	N/A	1.4
MAIA	N/A	N/A
Surface Detection	All points	All points
Scan Method	Measured	Measured

Measurement Results

	Area Scan	Zoom Scan
Date	2024-03-10, 12:27	2024-03-10, 12:42
psSAR1g [W/kg]	7.71	7.87
psSAR10g [W/kg]	2.19	2.27
Power Drift [dB]	-0.26	-0.02
Power Scaling	Disabled	Disabled
Scaling Factor [dB]		
TSL Correction	No correction	No correction
M2/M1 [%]		65.9
Dist 3dB Peak [mm]		7.2



Device under Test Properties

Model	Dimensions [mm]	
D5GHzV2-SN: 1188	30.0 x 30.0 x 8.0	Phone
Ambient Temperature: 22.7°C; Liquid Temperature: 22.4°C		

Exposure Conditions

Phantom Section, TSL	Position, Test Distance [mm]	Band	Group, UID	Frequency [MHz], Channel Number	Conversion Factor	TSL Conductivity [S/m]	TSL Permittivity
Flat,	FRONT, 10.00	D5GHz	CW, 0--	5600.000, 60	4.65	4.919	34.0

Hardware Setup

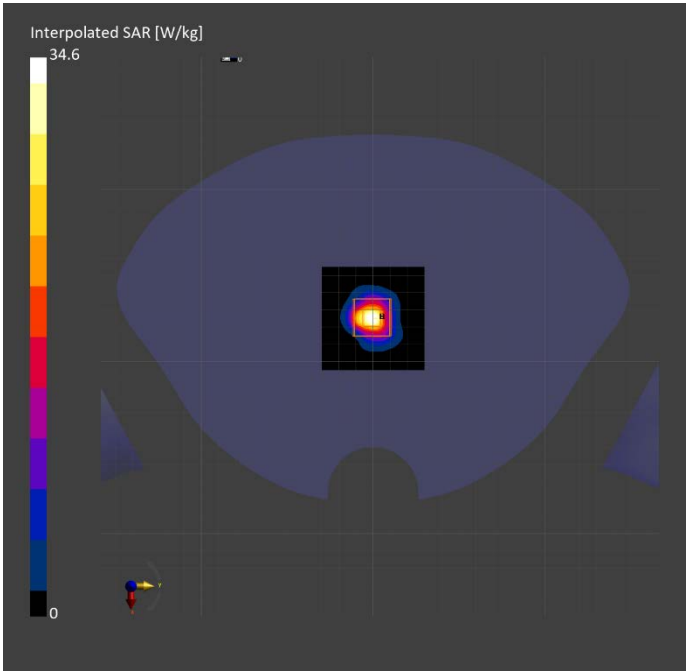
Phantom	TSL	Probe, Calibration Date	DAE, Calibration Date
Twin-SAM V5.0 (30deg probe tilt) - 1860	HSL5600 , --	EX3DV4 - SN7745, 2023-08-22	DAE4 Sn1738, 2023-08-07

Scan Setup

	Area Scan	Zoom Scan
Grid Extents [mm]	60.0 x 60.0	22.0 x 22.0 x 22.0
Grid Steps [mm]	10.0 x 10.0	4.0 x 4.0 x 1.4
Sensor Surface [mm]	3.0	1.4
Graded Grid	N/A	Yes
Grading Ratio	N/A	1.4
MAIA	N/A	N/A
Surface Detection	All points	All points
Scan Method	Measured	Measured

Measurement Results

	Area Scan	Zoom Scan
Date	2024-03-11, 07:49	2024-03-11, 08:04
psSAR1g [W/kg]	8.49	8.62
psSAR10g [W/kg]	2.37	2.46
Power Drift [dB]	0.08	-0.01
Power Scaling	Disabled	Disabled
Scaling Factor [dB]		
TSL Correction	No correction	No correction
M2/M1 [%]		63.6
Dist 3dB Peak [mm]		7.4



Device under Test Properties

Model	Dimensions [mm]	
D5GHzV2-SN: 1188	30.0 x 30.0 x 8.0	Phone
Ambient Temperature: 22.5°C; Liquid Temperature: 22.2°C		

Exposure Conditions

Phantom Section, TSL	Position, Test Distance [mm]	Band	Group, UID	Frequency [MHz], Channel Number	Conversion Factor	TSL Conductivity [S/m]	TSL Permittivity
Flat,	FRONT, 10.00	D5GHz	CW, 0--	5750.000, 75	4.77	5.10	33.86

Hardware Setup

Phantom	TSL	Probe, Calibration Date	DAE, Calibration Date
Twin-SAM V5.0 (30deg probe tilt) - 1860	HSL5750 , --	EX3DV4 - SN7745, 2023-08-22	DAE4 Sn1738, 2023-08-07

Scan Setup

	Area Scan	Zoom Scan
Grid Extents [mm]	60.0 x 60.0	22.0 x 22.0 x 22.0
Grid Steps [mm]	10.0 x 10.0	4.0 x 4.0 x 1.4
Sensor Surface [mm]	3.0	1.4
Graded Grid	N/A	Yes
Grading Ratio	N/A	1.4
MAIA	N/A	N/A
Surface Detection	All points	All points
Scan Method	Measured	Measured

Measurement Results

	Area Scan	Zoom Scan
Date	2024-03-12, 08:52	2024-03-12, 09:08
psSAR1g [W/kg]	7.08	7.35
psSAR10g [W/kg]	2.11	2.20
Power Drift [dB]	-0.09	-0.02
Power Scaling	Disabled	Disabled
Scaling Factor [dB]		
TSL Correction	No correction	No correction
M2/M1 [%]		61.2
Dist 3dB Peak [mm]		6.9

