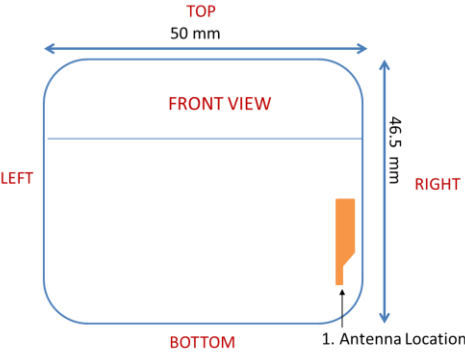


APPENDIX F: DUT ANTENNA DIAGRAM & SAR TEST SETUP PHOTOGRAPHS


FCC ID: BCG-A3059	SAR EVALUATION REPORT	Approved by: Technical Manager
DUT Type: Wireless Earbuds Charging Case		Page 1 of 5




Note: Exact antenna dimensions and separation distances are shown in the Technical Descriptions.

Figure F-1
DUT Antenna Locations

SAR Test Setup Photo 1: Body-Worn/Extremity, Back side, 0 mm




SAR Test Setup Photo 2: Body-Worn/Extremity, Front Side, 0 mm




FCC ID: BCG-A3059	SAR EVALUATION REPORT	Approved by: Technical Manager
DUT Type: Wireless Earbuds Charging Case		Page 3 of 5

SAR Test Setup Photo 3: Extremity, Top Edge, 0 mm




SAR Test Setup Photo 4: Extremity, Bottom Edge, 0 mm




FCC ID: BCG-A3059	SAR EVALUATION REPORT	Approved by: Technical Manager
DUT Type: Wireless Earbuds Charging Case		Page 4 of 5

SAR Test Setup Photo 5: Extremity, Left Edge, 0 mm



SAR Test Setup Photo 6: Extremity, Right Edge, 0 mm



FCC ID: BCG-A3059	SAR EVALUATION REPORT	Approved by: Technical Manager
DUT Type: Wireless Earbuds Charging Case		Page 5 of 5