

cleer

ENDURO ANC

Active Noise Cancellation Headphone

ENGLISH

Quick Start Guide | User Manual | Warranty Card

CONTENTS

INTRODUCTION	2
QUICK START GUIDE	4
USER MANUAL	
1. Bluetooth pairing	6
2. Multi-function button	6
3. ANC button	7
4. Volume control	7
5. Line-in connection	8
6. Charging	8
7. LED behavior	9
8. Specifications	9
WARRANTY	10
NOTICE	12

ENDURO ANC INTRODUCTION

Box contents



ENDURO ANC
Wireless headphone



Quick start guide / User
manual / Warranty card
(This booklet)



Soft
Pouch



Charging cable
USB-C to USB-A

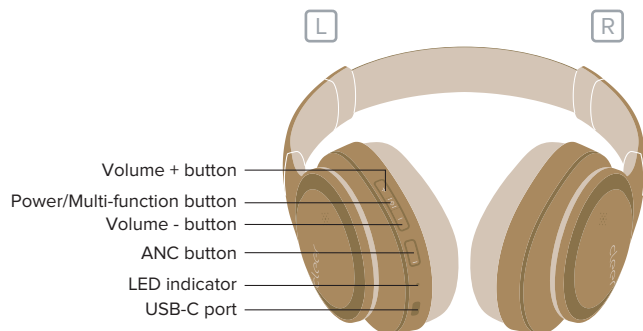


USB-C to 3.5mm



In-flight
adapter

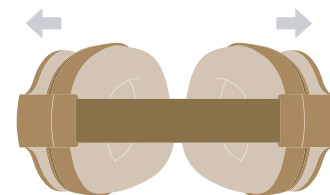
Overview



ENDURO ANC INTRODUCTION

Fitting

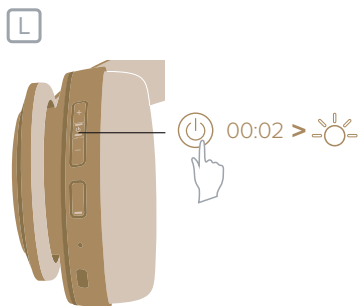
Slide to adjust the headband to fit to your head



Correct wearing position



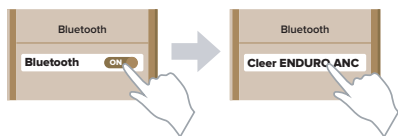
ENDURO ANC QUICK START GUIDE



1. Press and hold the power button for 2 seconds to turn on your ENDURO ANC.

* ENDURO ANC will go into pairing mode automatically when powered ON for the first time (if you need to manually go into pairing mode, please follow the steps on page 6).

** ENDURO ANC will automatically connect to the last connected device if it is in range and available for pairing.



2. Find "Cleer ENDURO ANC" on the Bluetooth device list.



3. Enjoy your ENDURO ANC.

ENDURO ANC QUICK START GUIDE



Cleer Connect App

The Cleer Connect app gives you a more customized control to your ENDURO ANC, download the Cleer Connect app from the App Store (for iOS devices) or the Google Play (for Android devices).

With the Cleer Connect app, you can:

- Turn on and off the Ambient Noise Control
- Real-time tuning of the Ambient Noise Control level
- Customize the equalizer setting of your ENDURO ANC
- Choose preset music profiles to tune your ENDURO ANC to more accurately reproduce the style of music you listen to
- Change the Bluetooth name of your ENDURO ANC
- Receive software updates when new features and improvements are available
- Check playback time and battery level of your ENDURO ANC

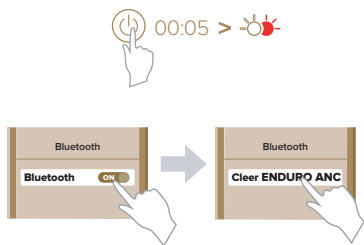
** Sound settings are saved in your ENDURO ANC, and can be enjoyed with any player you connect to your ENDURO ANC.*



ENDURO ANC USER MANUAL

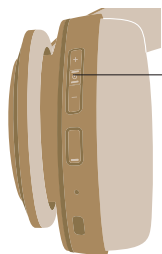
1. Bluetooth pairing

Pairing Mode



1. ENDURO ANC is OFF. Press and hold the power button until the LED blinks white & red.
2. Find "Cleer ENDURO ANC" on the Bluetooth device list.
3. ENDURO ANC is now paired.

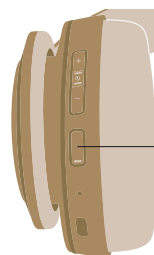
2. Multi-function button



- | | | |
|---------------------------|-------|-----------------------------------|
| Single Press
x1 | ● | Music: Play/Pause |
| Double Press
x2 | ● ● | Music: Next track
Pick up call |
| Triple Press
x3 | ● ● ● | Music: Previous track |
| Long Press | — | Power ON/OFF
Hang up call |

ENDURO ANC USER MANUAL

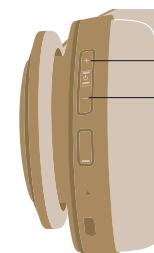
3. ANC Button



Ambient Noise control (default)

- | | | |
|---------------------------|-----|---|
| Single Press
x1 | ● | Toggle between Noise cancellation mode/
Ambient mode/OFF |
| Double Press
x2 | ● ● | Summon default voice assistant |
| Long Press | — | Enter Conversation mode
(Active while pressed,
release to exit) |

4. Volume control



Volume + button

- | | | |
|-------------------------|---|----------------------------|
| Press once
x1 | ● | Volume up by one increment |
| Press and hold | — | Volume up continuously |

Volume - button

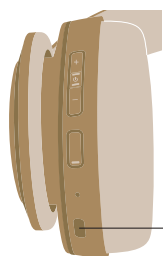
- | | | |
|-------------------------|---|------------------------------|
| Press once
x1 | ● | Volume down by one increment |
| Press and hold | — | Volume down continuously |

* Only active when ENDURO ANC is powered ON

ENDURO ANC USER MANUAL

5. Line-in connection

L



You can connect your ENDURO ANC to your audio device with the provided USB-C to 3.5mm cable.

Hi-Res output is only available thru line-in connection.

** The Cleer USB-C to 3.5mm audio cable is for ENDURO ANC use only*

6. Charging



Connect ENDURO ANC to a power source with the provided USB-C cable.

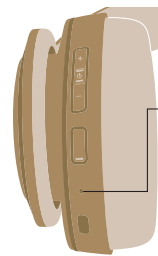
A 10-minute charge will give 2 hours of playtime.

ENDURO ANC can be fully charged in 3 hours.

ENDURO ANC USER MANUAL

7. LED behavior

L



○ ○ ○ ○ ○	Power on but not connected with any device
○ ○ ○ ○ ○	Power on and connected with device
● ○ ○ ○ ○	Pairing mode
● ● ○ ○ ○	Battery level below 20%
● ● ● ● ●	Charging
■ ■ ■ ■ ■	Charging completed

** ENDURO ANC can only be powered ON when not charging*

8. Specifications

Driver:	40mm Ironless Driver™
Audio CODEC support:	SBC, AAC, aptX Adaptive
Frequency response range:	20-40KHz (Line in)/ 20-20KHz (Bluetooth)
Connections:	USB-C to 3.5mm for audio, USB-C to USB-A for charging
Support:	BT 5.0, SPP v1.0, HFP v1.6, A2DP v1.3.1, AVRCP v1.6
Charging:	A 10-minute charge will give 2 hours of playtime. ENDURO ANC can be fully charged in 3 hours
Bluetooth transmission frequency range:	2.402-2.480GHz
Bluetooth transmission power:	4.618dBm (max)
Battery:	Rechargeable lithium ion rectangle cell (3.7V)
Playback time (BT):	60 hours
Weight:	280 g

ENDURO ANC WARRANTY

Cleer Limited Warranty

Cleer Limited warrants this product against defects in material or workmanship for (1) year as set forth below when purchased directly from Cleer Limited or a Cleer Limited retailer. Pursuant to this Limited Warranty, Cleer Limited will, at its option, (i) repair the product using new or refurbished parts or (ii) replace the product with a new or refurbished product. For purposes of this Limited Warranty, "refurbished" means a product or part that has been returned to its original specifications. In the event of a defect, these are your exclusive remedies.

Labor: For a period of (1) year from the original date of purchase of the product ("Labor Warranty"), Cleer Limited will, at its option, repair or replace with new or refurbished product, product determined to be defective. If Cleer Limited elects to replace the product after this Labor Warranty has expired but while the parts warranty is still in effect, it will do so for the applicable labor charge.

Parts: For a period of (1) year from the original date of purchase of the product ("Parts Warranty"), Cleer Limited will supply new or refurbished replacement parts in exchange for parts determined to be defective.

This Limited Warranty covers only the hardware components packaged with the Product. It does not cover technical assistance for hardware or software usage and it does not cover any software products whether or not contained in the Product; any such software is provided "AS IS" unless expressly provided for in any enclosed software Limited Warranty. Please refer to the End User License Agreements included with the Product for your rights and obligations with respect to the software.

Instructions: To obtain warranty service, you must deliver the Product, freight prepaid, in either its original packaging or packaging affording an equal degree of protection to the original Cleer Limited retailer (point of purchase) or Cleer Limited Customer Service. It is your responsibility to backup any data, software or other materials you may have stored or preserved on your unit. It is unlikely that such data, software or other materials will be lost or reformatted during service and Cleer Limited will not be responsible for any such damage or loss. A dated purchase receipt from Cleer Limited or a Cleer Limited retailer is required. For specific instructions on how to obtain warranty service for your product,

Visit the Cleer Limited website: www.cleeraudio.com

Following warranty service your original Product or a replacement Product will be returned to you as your Product was configured when originally purchased.

Repair / Replacement Warranty: This Limited Warranty shall apply to any repair, replacement part or replacement product for the remainder of the original Limited Warranty period or for (90) days, whichever is longer. Any parts or product replaced under this Limited Warranty will become property of Cleer Limited.

This Limited Warranty shall not apply to: (a) consumable parts, such as batteries that are designed to diminish over time, unless failure has occurred due to a defect in materials or workmanship; (b) cosmetic damage, including but not limited to scratches, dents and broken plastic on ports; (c) defects caused by normal wear and tear or otherwise due to the normal aging of the device; (d) damage caused by accident, negligence, abuse, misuse, fire, earthquakes, acts of God or damage resulting from liquid outside of the approved levels; (e) damage caused by operating the device outside Cleer Limited published guidelines; (f) damage caused by service performed by anyone who is not a representative of Cleer Limited or a Cleer Limited authorized service provider; (g) Products whose seals are tampered; (h) Products whose serial

ENDURO ANC WARRANTY

numbers have been removed or defaced from such Product; (i) modifications, alterations or repairs to the Product made by a party other than Cleer Limited or a party authorized by Cleer Limited; (j) any failure by End User or a third party to comply with environmental and storage requirements for the Product specified by Cleer Limited, including, without limitation, temperature or humidity ranges; or (k) use of the Product in combination with any third-party devices or products that have not been provided or recommended by Cleer Limited.

LIMITATION ON DAMAGES: CLEER LIMITED SHALL NOT BE LIABLE FOR ANY INCIDENTAL OR CONSEQUENTIAL DAMAGES FOR BREACH OF ANY EXPRESS OR IMPLIED WARRANTY ON THIS PRODUCT.

DURATION OF IMPLIED WARRANTIES: EXCEPT TO THE EXTENT PROHIBITED BY APPLICABLE LAW, ANY IMPLIED WARRANTY OF MERCHANTABILITY OR FITNESS FOR A PARTICULAR PURPOSE ON THIS PRODUCT IS LIMITED TO THE DURATION OF THIS WARRANTY.

DISCLAIMER: THE LIMITED WARRANTY SET FORTH HEREIN IS EXCLUSIVE AND IN LIEU OF ALL OTHER WARRANTIES OR CONDITIONS RELATING TO THE PRODUCT, WHETHER EXPRESS OR IMPLIED, AND CLEER LIMITED EXPRESSLY DISCLAIMS ALL OTHER WARRANTIES AND CONDITIONS WHETHER EXPRESS, IMPLIED OR STATUTORY, INCLUDING ANY IMPLIED WARRANTIES OF MERCHANTABILITY, NON-INFRINGEMENT, FITNESS FOR A PARTICULAR PURPOSE, AND ANY WARRANTIES ARISING OUT OF COURSE OF DEALING OR USAGE OF TRADE AND AGAINST HIDDEN DEFECTS, TO THE FULLEST EXTENT PERMITTED BY LAW. CLEER LIMITED DOES NOT WARRANT THAT THE PRODUCT WILL MEET CUSTOMER'S REQUIREMENTS OR THAT USE OF THE PRODUCT WILL BE UNINTERRUPTED OR ERROR FREE. NO ADVICE OR INFORMATION, WHETHER ORAL OR WRITTEN, OBTAINED FROM CLEER LIMITED OR ELSEWHERE WILL CREATE ANY WARRANTY NOT EXPRESSLY STATED IN THIS WARRANTY.

ENDURO ANC NOTICE

Recycling



Your product is designed and manufactured with high quality materials and components, which can be recycled and reused. When you see the crossed out wheel bin symbol attached to a product, it means the product is covered by the European Directive 2002/96 EC:



Never dispose of your product with other household waste. Please inform yourself about the local rules on the separate collection of electrical and electronic products. The correct disposal of your old product helps prevent potentially negative consequences on the environment and human health. Your product contains batteries covered by the European Directive 2006/66/EC, which cannot be disposed of with normal household waste.

The device complies with RF specifications when the device used at 0mm from your body. This device may be operated in all member states of the EU. Declaration for EU compliance: Operation Frequency Band/Max. RF power transmitted: 2402-2480MHz, <10dBm. Hereby, Cleer Limited declares that the radio equipment type 'headphone' is in compliance with Directive 2014/53/EU

This device may be operated in all member states of the EU.

Declaration for EU compliance: Operation Frequency Band/Max. RF power transmitted: 2402-2480MHz, <2.5mW.

Compliance with FCC rules

NOTE: This equipment has been tested and found to comply with the limits for a Class B digital device, pursuant to part 15 of the FCC Rules. These limits are designed to provide reasonable protection against harmful interference in a residential installation. This equipment generates uses and can radiate radio frequency energy and, if not installed and used in accordance with the instructions, may cause harmful interference to radio communications. However, there is no guarantee that interference will not occur in a particular installation. If this equipment does cause harmful interference to radio or television reception, which can be determined by turning the equipment off and on, the user is encouraged to try to correct the interference by one or more of the following measures:

- Reorient or relocate the receiving antenna.
- Increase the separation between the equipment and receiver.
- Connect the equipment into an outlet on a circuit different from that to which the receiver is connected.
- Consult the dealer or an experienced radio/TV technician for help

Changes or modifications not expressly approved by the party responsible for compliance could void the user's authority to operate the equipment.

This device complies with Part 15 of the FCC Rules. Operation is subject to the following two conditions: (1) this device may not cause harmful interference, and (2) this device must accept any interference received, including interference that may cause undesired operation.

ENDURO ANC NOTICE

Battery:

Do not ingest battery, Chemical Burn Hazard

This product contains a coin / button cell battery. If the coin / button cell battery is swallowed, it can cause severe internal burns in just 2 hours and can lead to death.

Keep new and used batteries away from children.

If the battery compartment does not close securely, stop using the product and keep it away from children.

If you think batteries might have been swallowed or placed inside any part of the body, seek immediate medical attention.

Register your product and get support at www.cleeraudio.com

©2020 Cleer Limited. All rights reserved.

The Bluetooth® word mark and logos are registered trademarks owned by Bluetooth SIG, Inc. and any use of such marks by Cleer Limited is under license. Other trademarks and trade names are those of their respective owners.

Qualcomm aptX is a product of Qualcomm Technologies International, Ltd. Qualcomm is a trademark of Qualcomm Incorporated, registered in the United States and other countries, used with permission. aptX is a trademark of Qualcomm Technologies International, Ltd., registered in the United States and other countries, used with permission.

Made in China.



OWN THE MOMENT

Find this user manual on
www.cleeraudio.com

Follow us on social media



@Cleersound



@CleerAudio