

## Appendix 2 Photodocumentation

Description: Test setup with battery and display connected

**Division:**  
Industry & Energy


Department: FG

Test report reference:  
INE-AT/FG-18/107

Page: 3 of 6

Date: 01.02.2018

checked by: \_\_\_\_\_



## Appendix 2 Photodocumentation

Description: Test setup inside the absorber chamber

**Division:**  
Industry & Energy


Department: FG

Test report reference:  
INE-AT/FG-18/107

Page: 4 of 6

Date: 01.02.2018

checked by: \_\_\_\_\_





## Appendix 2 Photodocumentation

Description: Test setup < 1GHz

**Division:**  
Industry & Energy


Department: FG

Test report reference:  
INE-AT/FG-18/107

Page: 5 of 6

Date: 01.02.2018

checked by: \_\_\_\_\_



## Appendix 2 Photodocumentation

Description: Test setup > 1GHz

**Division:**  
Industry & Energy

Department: FG

Test report reference:  
INE-AT/FG-18/107

Page: 6 of 6

Date: 01.02.2018

checked by: \_\_\_\_\_

