



IMPORTANT



PLEASE DO NOT RETURN TO STORE

If You're Having Trouble, We're Here to Help!



Call us 24/7 at 1-855-292-4087

E-mail us at alsupport@sakar.com or visit us
at alteclansing.com

REGISTER YOUR PRODUCT

**To receive news, exclusive deals, OTA or
firmware updates, warranty information and
more please register your product at**

alteclansingsupport.com





WELCOME 😊

Thank you for purchasing an Altec Lansing product. Download our App to unlock all the features our products have to offer!





follow us
@alteclansingofficial



follow us
@alteclansing



follow us
@alteclansingofficial

12 Month Limited Warranty

All Altec Lansing products come with
12 month limited warranty
from the date of its original purchase

24 Hour Customer Support

We love our customers, and we care
about your experience with Altec
Lansing. If you need
assistance, please call us at
1.855.292.4087

or e-mail **alsupport@sakar.com**

www.alteclansing.com



PLAY

Truly Wireless Earphones



**6
20** HOURS
PLAYTIME
with Charging Case

100% DIGITAL LED
SCREEN

 TOUCH
CONTROLS

QUICK START GUIDE

ITEM: MZX646N

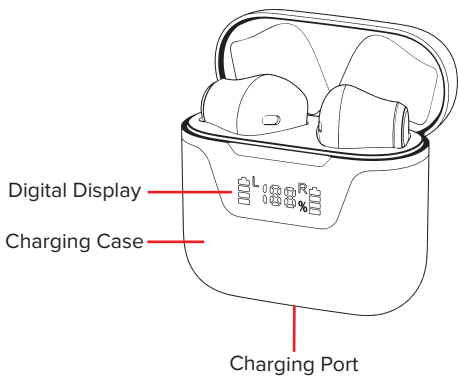
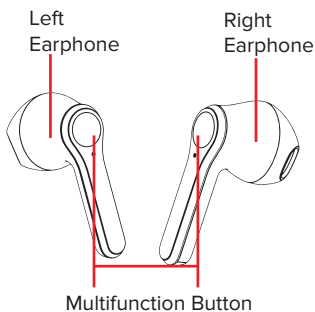
1.

IN THE BOX

- 1 Play Truly Wireless Earphones
- 1 Charging Case
- 1 USB-C Charging Cable
- 1 User Manual

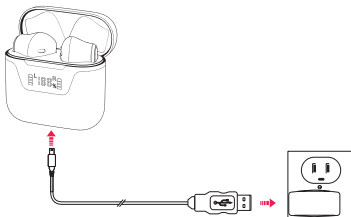
2.

A CLOSER LOOK

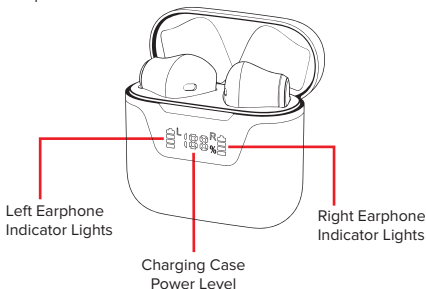


3.

CHARGING



1. To power the charging case, insert the USB-C cable into the charging port located on the bottom of the charging case.
2. Insert the standard USB cable into a suitable USB charging adapter.



3. While the charging case is plugged in, the number on the display screen will increase from 0-100 to show the case's charge level.
4. While the earphones are inserted into the charging case, the indicator lights will display charge progress.

Battery Warning

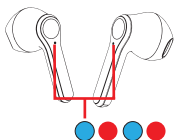


-This device is equipped with an integrated lithium ion battery. The battery cannot be replaced. Do not attempt to remove the battery from the device.
-Do not dispose of in fire or expose to excessive heat.
-Do not crush, puncture, incinerate, or short circuit external contacts.
-Please recycle or dispose of the battery properly. Contact your local recycling facilities and/or the manufacture for further information.

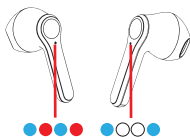
4.

BLUETOOTH PAIRING

When removed from the case the earphone power on and their LEDs show their pairing status:




Pairing (Flashing blue and red)



Paired

Bluetooth Connection:

Go to the Bluetooth page in the settings app on your phone. Make sure Bluetooth is ON before connecting to the available device "AL Play TWS Earbuds".



****Note:** If the earphones have been previously paired to a nearby device they will automatically re-connect to it.

5.

EARPHONE CONTROLS

Controlling Music



Play/
Pause

Press either



Left



Right



Decrease
Volume

Press 3x



Right



Increase
Volume

Press 3x



Left



Power
ON/OFF

Press & Hold either
for 3 seconds



Left



Right



Previous
Track

Press 2x



Right



Next
Track

Press 2x



Left

Controlling Calls



Answer
Call

Press either



Left



Right



End Call

Press either



Left



Right



Reject
Incoming
Call

Press & Hold either
for 2 seconds



Left



Right

Note: The earphones will also power on automatically when taken out of the charging case, and power off when inserted back in the charging case.

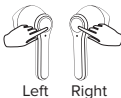
6.

MORE CONTROLS

Other Functions

To activate phone **Voice Assistant**, press and hold either earphone to the first beep then let go.

Press & Hold either
for 2 seconds



**To use a phone's voice assistant, you must have a phone that is compatible.*

**Your wireless earphones will not work with your phone's voice assistant if the assistant is not first enabled within the settings on the phone. For more information, see your phone's user manual.*

**You must be within Bluetooth® range to use your phone's voice assistant via your wireless earphones.*

Pair a New Device

Turn Bluetooth OFF on your phone/device. The earphones will go into pairing mode.

Manual Reset

A **Reset** will erase all settings. Only reset when experiencing issues that are not solved by turning the earphones On and Off or placing them back into the case.

1. Disconnect the earphones from any Bluetooth connection.
2. Put both earphones into the charging case.
3. Take one earphone out from the charging case. The earphone's indicator light should flash red and blue. Press the touch button four times.
4. Take out the other earphone and press the touch button four times.

7.

SAFETY PRECAUTIONS



When using your earphones, basic safety precautions should always be followed including:

1. READ ALL INSTRUCTIONS BEFORE USING YOUR EARPHONES AND CHARGING CASE.
2. Do not use the product near water. Do not put on wet surfaces.
3. Only clean using a clean cloth.
4. Do not allow children to play with this product. This product contains small pieces that can be a choking hazard. Parental supervision is advised.
5. Do not expose this product to excessive heat or fire.
6. Do not expose this product to temperatures above 100°F. Keep out of direct sunlight.
7. Do not attempt to repair this product yourself. Contact a qualified service center if the product is in need of service.
8. Do not drop, crush, or expose this product to excessive physical force.
9. This product is not intended for commercial use.
10. When charging, keep all charging cables well ventilated. Do not keep your charging cable in contact with flammable materials such as bedding, linens or synthetic fabrics.

Maintenance and Care

- Use a soft cloth or paper towel to clean your earphones. Never use any harsh chemicals or detergents for cleaning. Make sure your earphones are dry before charging.
- When your earphones are not in use, they should be stored in a cool, dry place.
- Never tug or yank on a cable while it is connected to your charging case. Connect and disconnect cables as carefully as possible.
- Never expose your earphones to high temperatures, extreme cold.
- Please recycle or dispose of your earphones properly based on the laws and rules of your municipality. Contact local recycling facilities and/or the manufacturer of your earphones for further information.

8.

SPECIFICATIONS

Battery Type: Lithium Polymer Battery

Play Time: Approximately 6 Hours*

*Case holds 2.5 extra charges, giving 20 hours total

9.

FCC STATEMENT

FCC Statement

This equipment complies with Part 15 of the FCC Rules.

Operation is subject to the following two conditions:

- (1) This device may not cause harmful interference, and
- (2) This device must accept any interference received, including interference that may cause undesired operation.

This equipment has been tested and found to comply with the limits for a Class B digital device, pursuant to part 15 of the FCC rules. These limits are designed to provide reasonable protection against harmful interference in a residential installation. This equipment generates, uses and can radiate radio frequency energy and, if not installed and used in accordance with the instructions, may cause harmful interference to radio communications.

However, there is no guarantee that interference will not occur in a particular installation. If this equipment does cause harmful interference to radio or television reception, which can be determined by turning the equipment off and on, the user is encouraged to try to correct the interference by one or more of the following measures:

- Reorient or relocate the receiving antenna.
- Increase the separation between the equipment and receiver.
- Connect the equipment into an outlet on a circuit different from that to which the receiver is connected.
- Consult the dealer or an experienced radio/TV technician for help.

FCC Radiation Exposure Statement:

The device has been evaluated to meet general RF exposure requirement.

The device can be used in the portable exposure condition without restriction.

**Having trouble?
We're here to help!**

Call us 24/7 at 1-855-292-4087
Email us at alsupport@sakar.com or
visit us at alteclansing.com

**Keep manual and all relevant
information for future reference.**

10.

WARRANTY

This warranty covers the original consumer purchaser only and is not transferable.

This warranty covers products that fail to function properly UNDER NORMAL USAGE, due to defects in material or workmanship. Your product will be repaired or replaced at no charge for parts or labor for a period of one year.

What Is Not Covered by Warranty:

Damages or malfunctions not resulting from defects in material or workmanship and damages or malfunctions from other than normal use, including but limited to, repair by unauthorized parties, tampering, modification or accident.

To Obtain Warranty Service and Troubleshooting Information:

Call 1-855-292-4087, email alsupport@sakar.com, or visit our website at www.alteclansing.com.

To receive Warranty service along with the name and address of an authorized product service center, the original consumer purchaser must contact us for problem determination and service procedures. Proof of purchase in the form of a bill of sale or receipted invoice, evidencing that the Product is within the applicable Warranty period(s), MUST be presented in order to obtain the requested service. It is your responsibility to properly package and send any defective products along with a dated copy of proof of purchase, a written explanation of the problem, and a valid return address to the authorized service center at your expense. Do not include any other items or accessories with the defective product. Any products received by the authorized service center that are not covered by warranty will be returned unrepaid.

NO WARRANTIES, WHETHER EXPRESS OR IMPLIED, INCLUDING, BUT NOT LIMITED TO, ANY IMPLIED WARRANTIES OF MERCHANTABILITY OR FITNESS FOR A PARTICULAR PURPOSE, OTHER THAN THOSE EXPRESSLY DESCRIBED ABOVE SHALL APPLY. DISTRIBUTOR FURTHER DISCLAIMS ALL WARRANTIES AFTER THE EXPRESS WARRANTY PERIOD STATED ABOVE. NO OTHER EXPRESS WARRANTY OR GUARANTY GIVEN BY ANY PERSON, FIRM OR ENTITY WITH RESPECT TO THE PRODUCT SHALL BE BINDING ON DISTRIBUTOR. REPAIR, REPLACEMENT, OR REFUND OF THE ORIGINAL PURCHASE PRICE - AT DISTRIBUTOR'S SOLE DISCRETION -ARE THE EXCLUSIVE REMEDIES OF THE CONSUMER. IN NO EVENT WILL DISTRIBUTOR, ITS MANUFACTURERS, OR SAKAR INT. BE LIABLE FOR ANY INCIDENTAL, DIRECT, INDIRECT, SPECIAL, PUNITIVE OR CONSEQUENTIAL DAMAGES (SUCH AS, BUT NOT LIMITED TO, DAMAGES FOR LOSS OF PROFITS, BUSINESS, SAVINGS, DATA OR RECORDS) CAUSED BY THE USE, MISUSE OR INABILITY TO USE THE PRODUCT. EXCEPT AS STATED HEREIN, NO OTHER WARRANTIES SHALL APPLY. NOTWITHSTANDING THE FOREGOING, CONSUMER'S RECOVERY AGAINST DISTRIBUTOR SHALL NOT EXCEED THE PURCHASE PRICE OF THE PRODUCT SOLD BY DISTRIBUTOR. THIS WARRANTY SHALL NOT EXTEND TO ANYONE OTHER THAN THE ORIGINAL CONSUMER WHO PURCHASED THE PRODUCT AND IS NOT TRANSFERABLE.

Some countries, states or provinces do not allow the exclusion or limitation of incidental or consequential damages or allow limitations on warranties, so limitation or exclusions may not apply to you. This warranty gives you specific legal rights, and you may have other rights that vary from state to state or province to province. Contact your authorized retailer to determine if another warranty applies. This product is manufactured, distributed and sold by SAKAR International, Inc. All other trademarks are the property of the respective owner, who has not sponsored, endorsed or approved this product.

JUST LISTEN.

Altec Lansing
195 Carter Drive
Edison, NJ 08817

The Bluetooth® word mark and logos are registered trademarks owned by the Bluetooth SIG, Inc. and use of such marks by AL Infinity, LLC is under license. Other trademarks and trade names are those of their respective owners.