

**Nemko Korea Co., Ltd.**

165-51, Yurim-ro, Cheoin-gu, Yongin-si, Gyeonggi-do, 17042, Republic of Korea  
TEL : + 82 31 330 1700 FAX : + 82 31 322 2332

**FCC PART 18 Class II Permissive Change****Applicant :**

**SAMSUNG ELECTRONICS Co., Ltd.**  
**129, Samsung-ro, Yeongtong-gu Suwon-si,**  
**Gyeonggi-do, 443-742, Korea**  
**Attn : Ms. Jiyea Hong**

**Dates of Issue : February 13, 2024**  
**Test Report No. : REP023127**  
**Test Site : Nemko Korea Co., Ltd.**  
**EMC site, Korea**

**FCC ID****Trade Mark****Contact Person****A3LME6000A****SAMSUNG**

**SAMSUNG ELECTRONICS Co., Ltd.**  
**129, Samsung-ro, Yeongtong-gu Suwon-si,**  
**Gyeonggi-do, 443-742, Korea**  
**Ms. Jiyea Hong**  
**Telephone No. : + 82 31 8062 9326**

Applied Standard :	FCC Part 18 & Part 2
Classification :	Part 18 Consumer ISM equipment
EUT Type :	Microwave oven

The device bearing the Trade Mark and FCC ID specified above has been shown to comply with the applicable technical standards as indicated in the measurement report and was tested in accordance with the measurement procedures specified in MP-5:1986.

I attest to the accuracy of data and all measurements reported herein were performed by me or were made under my supervision and are correct to the best of my knowledge and belief. I assume full responsibility for the completeness of these measurements and vouch for the qualifications of all persons taking them.

*February 13, 2024*

**Tested By : Seunghyuk Yoo**  
**Engineer**

*February 13, 2024*

**Reviewed By : Taegyun Kim**  
**Technical Manager**

# TABLE OF CONTENTS

---

SCOPE.....	3
INTRODUCTION .....	4
ACCREDITATION AND LISTING .....	5
EUT INFORMATION .....	6
DESCRIPTION OF TESTS.....	7
Maximum Permissible Exposure .....	8

## SCOPE

*Measurement and determination of electromagnetic emissions (EME) of radio frequency devices including intentional and/or unintentional radiators for compliance with the technical rules and regulations of the Federal Communications Commission under FCC part 18.*

**Responsible Party :** SAMSUNG ELECTRONICS Co., Ltd.

**Contact Person :** Ms. Jiyea Hong

Tel No.: + 82 31 8062 9326

**Manufacturer :** SAMSUNG ELECTRONICS Co., Ltd.

129, Samsung-ro, Yeongtong-gu Suwon-si, Gyeonggi-do, 443-742,  
Korea

- FCC ID: A3LME6000A
- Model: ME11A7710DS
- Variant Model: ME11A7510DG, ME11A7510DS, ME11A7710DG, ME11A7710DS,  
ME11CB751012AA
- Trade Mark: **SAMSUNG**
- EUT Type: Microwave oven
- Applied Standard: FCC Part 18 & Part 2
- Test Procedure(s): MP-5:1986
- Dates of Test: January 08, 2024 to January 21, 2024
- Place of Tests: Nemko Korea Co., Ltd. EMC Site
- Test Report No.: REP023127

## INTRODUCTION

The measurement procedure described in MP5:1986 for Methods of Measurement of radiated, powerline conducted radio noise, frequency and power output was used in determining emissions emanating from **Samsung Electronics Co., Ltd.**

FCC ID : **A3LME6000A**, Microwave oven.

These measurement tests were conducted at **Nemko Korea Co., Ltd. EMC Laboratory.**

The site address is 165-51, Yurim-ro, Cheoin-gu, Yongin-si, Gyeonggi-do, 17042, Republic of Korea.

The area of Nemko Korea Corporation Ltd. EMC Test Site is located in a mountain area at 80 kilometers (48 miles) southeast and Incheon International Airport (Incheon Airport), 30 kilometers (18 miles) south-southeast from central Seoul.

The Nemko Korea Co., Ltd. has been accredited as a Conformity Assessment Body (CAB).









Nemko Korea Co., Ltd.  
165-51, Yurim-ro, Cheoin-gu, Yongin-si,  
Gyeonggi-do, 17042, Republic of Korea.  
Tel) + 82 31 330 1700  
Fax) + 82 31 322 2332

Fig. 1. The map above shows the Seoul in Korea vicinity area.

The map also shows Nemko Korea Corporation Ltd. EMC Lab and Incheon Airport.

## ACCREDITATION AND LISTING

Accreditation type		Accreditation number
	CAB Accreditation for DOC	Designation No. KR0026
	KOLAS Accredited Lab. (Korea Laboratory Accreditation Scheme)	Registration No. KT155
 Industry Canada	Canada IC Registered site	Site No. 2040E
	VCCI registration site(RE/CE/Telecom CE)	Member No. 2118
	EMC CBTL	TL124
	KCC(RRL)Designated Lab.	Registration No. KR0026

## EUT INFORMATION

### EUT Information

Intended use	Household
Type of appliance	Over The Range
Model	ME11A7710DS/AA
Rated voltage & frequency	AC 120 V, 60 Hz Single Phase
Rated power output	1 100 W
Rated power consumption(MW)	1 650 W
Magnetron	2M303J by Toshiba

### Component List

Item	Model	Manufacturer	Serial Number
MAGNETRON	2M303J	Toshiba	N/A
H.V TRANS	SHV-U1870E	DPC	N/A
H.V CAPACITOR	CH85-210095	Bicai	N/A
FAN MOTOR	SMF-U2070C	Samsung	N/A
Control	OTR_Pf1_23	Samsung	N/A
MAGNETRON	2M303J	Toshiba	N/A

### Description of the Changes according to FCC part 2.1043

Report No.	Difference
-	-

## ***DESCRIPTION OF TESTS***

---

### **Radiation Hazard**

A 700 ml water load was placed in the center of the oven.

The power setting was set to maximum power.

While the oven was operating, the Microwave Survey Meter probe was moved slowly around the door seams to check for leakage.

## Maximum Permissible Exposure

### RF Exposure Limit

According to FCC 1.1310: The criteria listed in the following table shall be used to evaluate the Environmental of human exposure to radio frequency (RF) radiation as specified in 1.1307(b)

Limits for Maximum Permissible Exposure (MPE)

Frequency Range(MHz)	Electric Field Strength(V/m)	Magnetic Field Strength(A/m)	Power Density (mW/cm <sup>2</sup> )	Averaging Time (Minutes)
<b>(A) Limits for occupational / Contral Exposure</b>				
30 - 300	61.4	0.163	1	6
300 - 1500	...	...	F/300	6
1500 - 100000	...	...	5	6
<b>(B) Limits for General Population / Uncontrolled Exposure</b>				
30 - 300	27.5	0.073	0.2	30
300 - 1500	...	...	F/1500	30
1500 - 100000	...	...	1	30

F = Frequency (MHz)

### Friis formula

$$\text{Friis transmission formula : } P_d = (P_{out} * G) / (4 * \pi * r^2)$$

$$r = \sqrt{((P_{out} * G) / 4 * \pi * P_d)}$$

Where

$P_d$  = Power density in mW/cm<sup>2</sup>

$P_{out}$  = Output power to antenna in mW

$G$  = Gain of antenna in linear scale

$\pi$  = 3.1416

$r$  = Distance between observation point center of the radiator in cm

$P_d$  is the limit of MPE, 1 mW/cm<sup>2</sup>. If we know the Maximum Gain of the antenna and the total power input to the antenna, through the calculation, we will know the Maximum distance  $r$  where the MPE limit is reached and Power density at prediction frequency.



## Maximum Permissible Exposure

---

### Test Result :

The maximum antenna gain is **0.5 dBi or 1.26(Numeric).**

Maximum peak output power at antenna input terminal: 18.50 (dBm)

Maximum peak output power at antenna input terminal: 70.79 (mW)

Antenna gain(Peak): 0.500 (dBi)

Maximum antenna gain: 1.26 (numeric)

Prediction distance: 20 (cm)

Prediction frequency: 2462 (MHz)

MPE limit for uncontrolled exposure at prediction frequency: 1 (mW/cm<sup>2</sup>)

**Power density at prediction frequency : 0.017746 (mW/cm<sup>2</sup>)**

**Test result: PASS**

## Radiation Hazard

Probe Location	Maximum Leakage [mW/Cm2]	Limit [mW/Cm2]
A	0.10	1.00
B	0.10	1.00
C	0.10	1.00
D	0.10	1.00
E	0.10	1.00
F	0.10	1.00
G	0.10	1.00
H	0.10	1.00

## Input Power Measurement

Operation mode	P rated (W)	P (W)	dP (%)	Required dP (%)
Power Input	1 650	1 814	9.04	+ 15 %

## Output Power Measurement

Quantity of Water [ml]	Mass of the container [g]	Ambient temperature [°C]	Initial temperature [°C]	Final temperature [°C]	Heating time [s]	Power output [W]
1 000	405	23.5	10.0	20.3	44	959

Formula :

$$P = \frac{4.187 \times m_w \times (T_1 - T_0) + 0.55 \times m_c \times (T_1 - T_A)}{t}$$

### NOTE :

**P** is the microwave power output (W)

**m<sub>w</sub>** is the mass of the water (g)

**m<sub>c</sub>** is the mass of the container (g)

**T<sub>A</sub>** is the ambient temperature (°C)

**T<sub>0</sub>** is the initial temperature of the water (°C)

**T<sub>1</sub>** is the final temperature of the water (°C)

**t** is the heating time (s), excluding the magnetron filament heating-up time.

- END -