

## MEASUREMENT REPORT LTE

**Applicant Name:**

LG Electronics USA, Inc.  
1000 Sylvan Avenue  
Englewood Cliffs, NJ 07632  
United States

**Date of Testing:**

01/12/2020 - 02/14/2020

**Test Site/Location:**

PCTEST Lab. Columbia, MD, USA

**Test Report Serial No.:**

1M2001200008-03.ZNF

**FCC ID:**

**ZNFK300AM**

**APPLICANT:**

**LG Electronics USA, Inc.**

**Application Type:**

Certification

**Model:**

LM-K300AM

**Additional Model(s):**

LM-K300CMR, LMK300AM, LMK300CMR, K300AM, K300CMR

**EUT Type:**

Portable Handset

**FCC Classification:**

PCS Licensed Transmitter Held to Ear (PCE)

**FCC Rule Part(s):**


22, 24, & 27

**Test Procedure(s):**

ANSI C63.26-2015, ANSI/TIA-603-E-2016, KDB 971168 D01 v03r01

This equipment has been shown to be capable of compliance with the applicable technical standards as indicated in the measurement report and was tested in accordance with the measurement procedures specified in §2.947. Test results reported herein relate only to the item(s) tested.

I attest to the accuracy of data. All measurements reported herein were performed by me or were made under my supervision and are correct to the best of my knowledge and belief. I assume full responsibility for the completeness of these measurements and vouch for the qualifications of all persons taking them.



Randy Ortanez  
President



<b>FCC ID:</b> ZNFK300AM		<b>MEASUREMENT REPORT (CERTIFICATION)</b>		<b>Approved by:</b> Quality Manager
<b>Test Report S/N:</b> 1M2001200008-03.ZNF	<b>Test Dates:</b> 01/12/2020 - 02/14/2020	<b>EUT Type:</b> Portable Handset		Page 1 of 134

## T A B L E O F C O N T E N T S

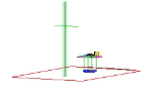
1.0	INTRODUCTION .....	5
1.1	Scope .....	5
1.2	PCTEST Test Location.....	5
1.3	Test Facility / Accreditations.....	5
2.0	PRODUCT INFORMATION.....	6
2.1	Equipment Description .....	6
2.2	Device Capabilities.....	6
2.3	Test Configuration .....	6
2.4	EMI Suppression Device(s)/Modifications .....	6
3.0	DESCRIPTION OF TESTS .....	7
3.1	Measurement Procedure.....	7
3.2	Radiated Power and Radiated Spurious Emissions .....	7
4.0	MEASUREMENT UNCERTAINTY .....	8
5.0	TEST EQUIPMENT CALIBRATION DATA .....	9
6.0	SAMPLE CALCULATIONS .....	10
7.0	TEST RESULTS .....	11
7.1	Summary .....	11
7.2	Occupied Bandwidth .....	13
7.3	Spurious and Harmonic Emissions at Antenna Terminal .....	36
7.4	Band Edge Emissions at Antenna Terminal .....	59
7.5	Peak-Average Ratio .....	97
7.6	Radiated Power (ERP/EIRP).....	104
7.7	Radiated Spurious Emissions Measurements .....	111
7.8	Frequency Stability / Temperature Variation .....	123
8.0	CONCLUSION .....	134

FCC ID: ZNFK300AM		MEASUREMENT REPORT (CERTIFICATION)		Approved by: Quality Manager
Test Report S/N: 1M2001200008-03.ZNF	Test Dates: 01/12/2020 - 02/14/2020	EUT Type: Portable Handset		Page 2 of 134



## MEASUREMENT REPORT

### FCC Part 22, 24, & 27



Mode	FCC Rule Part	Tx Frequency (MHz)	ERP		EIRP		Emission Designator	Modulation
			Max. Power (W)	Max. Power (dBm)	Max. Power (W)	Max. Power (dBm)		
LTE Band 12	27	699.7 - 715.3	0.111	20.46	0.182	22.61	1M10G7D	QPSK
LTE Band 12	27	699.7 - 715.3	0.082	19.14	0.135	21.29	1M10W7D	16QAM
LTE Band 12	27	700.5 - 714.5	0.116	20.64	0.190	22.79	2M70G7D	QPSK
LTE Band 12	27	700.5 - 714.5	0.090	19.52	0.147	21.67	2M70W7D	16QAM
LTE Band 12	27	701.5 - 713.5	0.108	20.34	0.177	22.49	4M57G7D	QPSK
LTE Band 12	27	701.5 - 713.5	0.084	19.26	0.138	21.41	4M55W7D	16QAM
LTE Band 12	27	704 - 711	0.108	20.34	0.177	22.49	9M06G7D	QPSK
LTE Band 12	27	704 - 711	0.087	19.39	0.143	21.54	9M05W7D	16QAM
LTE Band 5	22H	824.7 - 848.3	0.085	19.27	0.139	21.42	1M09G7D	QPSK
LTE Band 5	22H	824.7 - 848.3	0.074	18.70	0.122	20.85	1M10W7D	16QAM
LTE Band 5	22H	825.5 - 847.5	0.086	19.36	0.142	21.51	2M70G7D	QPSK
LTE Band 5	22H	825.5 - 847.5	0.075	18.73	0.122	20.88	2M70W7D	16QAM
LTE Band 5	22H	826.5 - 846.5	0.086	19.37	0.142	21.52	4M54G7D	QPSK
LTE Band 5	22H	826.5 - 846.5	0.068	18.34	0.112	20.49	4M53W7D	16QAM
LTE Band 5	22H	829 - 844	0.082	19.14	0.135	21.29	9M02G7D	QPSK
LTE Band 5	22H	829 - 844	0.065	18.13	0.107	20.28	9M02W7D	16QAM

### EUT Overview (<1 GHz)

FCC ID: ZNFK300AM			MEASUREMENT REPORT (CERTIFICATION)		Approved by: Quality Manager
Test Report S/N: 1M2001200008-03.ZNF	Test Dates: 01/12/2020 - 02/14/2020	EUT Type: Portable Handset			Page 3 of 134

Mode	FCC Rule Part	Tx Frequency (MHz)	EIRP		Emission Designator	Modulation
			Max. Power (W)	Max. Power (dBm)		
LTE Band 4	27	1710.7 - 1754.3	0.121	20.84	1M10G7D	QPSK
LTE Band 4	27	1710.7 - 1754.3	0.097	19.85	1M11W7D	16QAM
LTE Band 4	27	1711.5 - 1753.5	0.122	20.85	2M69G7D	QPSK
LTE Band 4	27	1711.5 - 1753.5	0.102	20.09	2M70W7D	16QAM
LTE Band 4	27	1712.5 - 1752.5	0.124	20.94	4M53G7D	QPSK
LTE Band 4	27	1712.5 - 1752.5	0.102	20.10	4M52W7D	16QAM
LTE Band 4	27	1715 - 1750	0.123	20.90	9M02G7D	QPSK
LTE Band 4	27	1715 - 1750	0.102	20.11	9M03W7D	16QAM
LTE Band 4	27	1717.5 - 1747.5	0.119	20.75	13M5G7D	QPSK
LTE Band 4	27	1717.5 - 1747.5	0.102	20.09	13M5W7D	16QAM
LTE Band 4	27	1720 - 1745	0.125	20.96	18M0G7D	QPSK
LTE Band 4	27	1720 - 1745	0.102	20.06	18M0W7D	16QAM
LTE Band 2	24E	1850.7 - 1909.3	0.180	22.56	1M10G7D	QPSK
LTE Band 2	24E	1850.7 - 1909.3	0.142	21.53	1M11W7D	16QAM
LTE Band 2	24E	1851.5 - 1908.5	0.171	22.33	2M69G7D	QPSK
LTE Band 2	24E	1851.5 - 1908.5	0.143	21.55	2M70W7D	16QAM
LTE Band 2	24E	1852.5 - 1907.5	0.172	22.36	4M53G7D	QPSK
LTE Band 2	24E	1852.5 - 1907.5	0.142	21.53	4M52W7D	16QAM
LTE Band 2	24E	1855 - 1905	0.177	22.49	9M01G7D	QPSK
LTE Band 2	24E	1855 - 1905	0.147	21.67	9M02W7D	16QAM
LTE Band 2	24E	1857.5 - 1902.5	0.173	22.37	13M5G7D	QPSK
LTE Band 2	24E	1857.5 - 1902.5	0.146	21.64	13M5W7D	16QAM
LTE Band 2	24E	1860 - 1900	0.176	22.45	18M0G7D	QPSK
LTE Band 2	24E	1860 - 1900	0.144	21.58	18M0W7D	16QAM

#### EUT Overview (Mid Bands)

Mode	FCC Rule Part	Tx Frequency (MHz)	EIRP		Emission Designator	Modulation
			Max. Power (W)	Max. Power (dBm)		
LTE Band 30	27	2307.5 - 2312.5	0.173	22.37	4M53G7D	QPSK
LTE Band 30	27	2307.5 - 2312.5	0.146	21.65	4M53W7D	16QAM
LTE Band 30	27	2310	0.175	22.44	9M02G7D	QPSK
LTE Band 30	27	2310	0.141	21.49	9M02W7D	16QAM

#### EUT Overview (High Bands)

FCC ID: ZNFK300AM			MEASUREMENT REPORT (CERTIFICATION)		Approved by: Quality Manager
Test Report S/N: 1M2001200008-03.ZNF	Test Dates: 01/12/2020 - 02/14/2020	EUT Type: Portable Handset			Page 4 of 134

## 1.0 INTRODUCTION

### 1.1 Scope

Measurement and determination of electromagnetic emissions (EMC) of radio frequency devices including intentional and/or unintentional radiators for compliance with the technical rules and regulations of the Federal Communications Commission and the Innovation, Science and Economic Development Canada.

### 1.2 PCTEST Test Location

These measurement tests were conducted at the PCTEST facility located at 7185 Oakland Mills Road, Columbia, MD 21046. The measurement facility is compliant with the test site requirements specified in ANSI C63.4-2014.

### 1.3 Test Facility / Accreditations

**Measurements were performed at PCTEST located in Columbia, MD 21046, U.S.A.**

- PCTEST is an ISO 17025-2005 accredited test facility under the American Association for Laboratory Accreditation (A2LA) with Certificate number 2041.01 for Specific Absorption Rate (SAR), Hearing Aid Compatibility (HAC) testing, where applicable, and Electromagnetic Compatibility (EMC) testing for FCC and Innovation, Science, and Economic Development Canada rules.
- PCTEST TCB is a Telecommunication Certification Body (TCB) accredited to ISO/IEC 17065-2012 by A2LA (Certificate number 2041.03) in all scopes of FCC Rules and ISSED Standards (RSS).
- PCTEST facility is a registered (2451B) test laboratory with the site description on file with ISSED.

FCC ID: ZNFK300AM		MEASUREMENT REPORT (CERTIFICATION)		Approved by: Quality Manager
Test Report S/N: 1M2001200008-03.ZNF	Test Dates: 01/12/2020 - 02/14/2020	EUT Type: Portable Handset		Page 5 of 134

## 2.0 PRODUCT INFORMATION

### 2.1 Equipment Description

The Equipment Under Test (EUT) is the **LG Portable Handset FCC ID: ZNFK300AM**. The test data contained in this report pertains only to the emissions due to the EUT's LTE function.

**Test Device Serial No.:** 01396, 01305, 01388, 01370

### 2.2 Device Capabilities

This device contains the following capabilities:

850/1900 GSM/GPRS/EDGE, 850/1700/1900 WCDMA/HSPA, Multi-band LTE, 802.11 b/g/n, Bluetooth (1x, EDR, LE)

### 2.3 Test Configuration

The EUT was tested per the guidance of ANSI/TIA-603-E-2016 and KDB 971168 D01 v03r01. See Section 7.0 of this test report for a description of the radiated and antenna port conducted emissions tests.

### 2.4 EMI Suppression Device(s)/Modifications

No EMI suppression device(s) were added and no modifications were made during testing.

<b>FCC ID:</b> ZNFK300AM		<b>MEASUREMENT REPORT (CERTIFICATION)</b>		<b>Approved by:</b> Quality Manager
<b>Test Report S/N:</b> 1M2001200008-03.ZNF	<b>Test Dates:</b> 01/12/2020 - 02/14/2020	<b>EUT Type:</b> Portable Handset		Page 6 of 134

## 3.0 DESCRIPTION OF TESTS

### 3.1 Measurement Procedure

The measurement procedures described in the document titled “Land Mobile FM or PM – Communications Equipment – Measurements and Performance Standards” (ANSI/TIA-603-E-2016) and “Procedures for Compliance Measurement of the Fundamental Emission Power of Licensed Wideband (> 1 MHz) Digital Transmission Systems” (KDB 971168 D01 v03r01) were used in the measurement of the EUT.

### 3.2 Radiated Power and Radiated Spurious Emissions

The radiated test facilities consisted of an indoor 3 meter semi-anechoic chamber used for final measurements and exploratory measurements, when necessary. The measurement area is contained within the semi-anechoic chamber which is shielded from any ambient interference. The test site inside the chamber is a 6m x 5.2m elliptical, obstruction-free area in accordance with Figure 5.7 of Clause 5 in ANSI C63.4-2014. Absorbers are arranged on the floor between the turn table and the antenna mast in such a way so as to maximize the reduction of reflections for measurements above 1GHz. For measurements below 1GHz, the absorbers are removed. A raised turntable is used for radiated measurement. The turn table is a continuously rotatable, remote-controlled, metallic turntable and 2 meters (6.56 ft.) in diameter. The turn table is flush with the raised floor of the chamber in order to maintain its function as a ground plane. An 80cm tall test table made of Styrodur is placed on top of the turn table. A Styrodur pedestal is placed on top of the test table to bring the total table height to 1.5m.

The equipment under test was transmitting while connected to its integral antenna and is placed on a turntable 3 meters from the receive antenna. The receive antenna height is adjusted between 1 and 4 meter height, the turntable is rotated through 360 degrees, and the EUT is manipulated through all orthogonal planes representative of its typical use to achieve the highest reading on the receive spectrum analyzer. Radiated power levels are also investigated with the receive antenna horizontally and vertically polarized. The maximized power level is recorded using the spectrum analyzer “Channel Power” function with the integration band set to the emissions’ occupied bandwidth, a RMS detector, RBW = 100kHz, VBW = 300kHz, and a 1 second sweep time over a minimum of 10 sweeps, per the guidelines of KDB 971168 D01 v03r01.

Per the guidance of ANSI/TIA-603-E-2016, a half-wave dipole is then substituted in place of the EUT. For emissions above 1GHz, a horn antenna is substituted in place of the EUT. The substitute antenna is driven by a signal generator with the level of the signal generator being adjusted to obtain the same receive spectrum analyzer level previously recorded from the spurious emission from the EUT. The power of the emission is calculated using the following formula:

$$P_d \text{ [dBm]} = P_g \text{ [dBm]} - \text{cable loss [dB]} + \text{antenna gain [dBd/dBi]}$$

Where,  $P_d$  is the dipole equivalent power,  $P_g$  is the generator output into the substitution antenna, and the antenna gain is the gain of the substitute antenna used relative to either a half-wave dipole (dBd) or an isotropic source (dBi). The substitute level is equal to  $P_g \text{ [dBm]} - \text{cable loss [dB]}$ .

The calculated  $P_d$  levels are then compared to the absolute spurious emission limit of -13dBm which is equivalent to the required minimum attenuation of  $43 + 10 \log_{10}(\text{Power [Watts]})$ .

All radiated measurements are performed in a chamber that meets the site requirements per ANSI C63.4-2014. Additionally, radiated emissions below 30MHz are also validated on an Open Area Test Site to assert correlation with the chamber measurements per the requirements of KDB 474788 D01.

FCC ID: ZNFK300AM		MEASUREMENT REPORT (CERTIFICATION)		Approved by: Quality Manager
Test Report S/N: 1M2001200008-03.ZNF	Test Dates: 01/12/2020 - 02/14/2020	EUT Type: Portable Handset		Page 7 of 134

## 4.0 MEASUREMENT UNCERTAINTY

The measurement uncertainties shown below were calculated in accordance with the requirements of ANSI C63.4-2014. All measurement uncertainty values are shown with a coverage factor of  $k = 2$  to indicate a 95% level of confidence. The measurement uncertainty shown below meets or exceeds the  $U_{\text{CISPR}}$  measurement uncertainty values specified in CISPR 16-4-2 and, thus, can be compared directly to specified limits to determine compliance.

Contribution	Expanded Uncertainty ( $\pm$ dB)
Conducted Bench Top Measurements	1.13
Radiated Disturbance (<1GHz)	4.98
Radiated Disturbance (>1GHz)	5.07
Radiated Disturbance (>18GHz)	5.09

FCC ID: ZNFK300AM		MEASUREMENT REPORT (CERTIFICATION)		Approved by: Quality Manager
Test Report S/N: 1M2001200008-03.ZNF	Test Dates: 01/12/2020 - 02/14/2020	EUT Type: Portable Handset		Page 8 of 134

## 5.0 TEST EQUIPMENT CALIBRATION DATA

Test Equipment Calibration is traceable to the National Institute of Standards and Technology (NIST). Measurements antennas used during testing were calibrated in accordance to the requirements of ANSI C63.5-2017.

Manufacturer	Model	Description	Cal Date	Cal Interval	Cal Due	Serial Number
-	LTx1	Licensed Transmitter Cable Set	6/4/2019	Annual	6/4/2020	LTx1
Agilent	E5515C	Wireless Communications Test Set	N/A			GB45360985
Agilent	N9020A	MXA Signal Analyzer	4/20/2019	Annual	4/20/2020	US46470561
Agilent	N9038A	MXE EMI Receiver	7/17/2019	Annual	7/17/2020	MY51210133
Agilent	N9030A	PXA Signal Analyzer (44GHz)	6/12/2019	Annual	6/12/2020	MY52350166
Com-Power	PAM-103	Pre-Amplifier (1-1000MHz)	5/10/2019	Annual	5/10/2020	441112
Emco	3115	Horn Antenna (1-18GHz)	3/28/2018	Biennial	3/28/2020	9704-5182
ETS Lindgren	3164-08	Quad Ridge Horn Antenna	3/28/2018	Biennial	3/28/2020	128337
Keysight Technologies	N9020A	MXA Signal Analyzer	4/29/2019	Annual	4/29/2020	MY54500644
Rohde & Schwarz	CMW500	Radio Communication Tester	N/A			100976
Rohde & Schwarz	ESU26	EMI Test Receiver (26.5GHz)	6/5/2019	Annual	6/5/2020	100342
Rohde & Schwarz	ESU40	EMI Test Receiver (40GHz)	9/23/2019	Annual	9/23/2020	100348
Rohde & Schwarz	SFUNIT-Rx	Shielded Filter Unit	7/11/2019	Annual	7/11/2020	102134
Rohde & Schwarz	SFUNIT-Rx	Shielded Filter Unit	7/8/2019	Annual	7/8/2020	102133
Seekonk	NC-100	Torque Wrench (8" lb)	5/10/2018	Biennial	5/10/2020	N/A
Sunol	JB5	Bi-Log Antenna (30M - 5GHz)	4/19/2018	Biennial	4/19/2020	A051107

**Table 5-1. Test Equipment**

### Notes:

Equipment with a calibration date of "N/A" shown in this list was not used to make direct calibrated measurements.

FCC ID: ZNFK300AM		MEASUREMENT REPORT (CERTIFICATION)		Approved by: Quality Manager
Test Report S/N: 1M2001200008-03.ZNF	Test Dates: 01/12/2020 - 02/14/2020	EUT Type: Portable Handset	Page 9 of 134	

## 6.0 SAMPLE CALCULATIONS

### Emission Designator

#### QPSK Modulation

**Emission Designator = 8M62G7D**

LTE BW = 8.62 MHz

G = Phase Modulation

7 = Quantized/Digital Info

D = Data transmission, telemetry, telecommand

#### QAM Modulation

**Emission Designator = 8M45W7D**

LTE BW = 8.45 MHz

W = Amplitude/Angle Modulated

7 = Quantized/Digital Info

D = Data transmission, telemetry, telecommand

### Spurious Radiated Emission – LTE Band

#### **Example: Middle Channel LTE Mode 2<sup>nd</sup> Harmonic (1564 MHz)**

The average spectrum analyzer reading at 3 meters with the EUT on the turntable was -81.0 dBm. The gain of the substituted antenna is 8.1 dBi. The signal generator connected to the substituted antenna terminals is adjusted to produce a reading of -81.0 dBm on the spectrum analyzer. The loss of the cable between the signal generator and the terminals of the substituted antenna is 2.0 dB at 1564 MHz. So 6.1 dB is added to the signal generator reading of -30.9 dBm yielding -24.80 dBm. The fundamental EIRP was 25.501 dBm so this harmonic was 25.501 dBm - (-24.80).

FCC ID: ZNFK300AM		MEASUREMENT REPORT (CERTIFICATION)		Approved by: Quality Manager
Test Report S/N: 1M2001200008-03.ZNF	Test Dates: 01/12/2020 - 02/14/2020	EUT Type: Portable Handset		Page 10 of 134

## 7.0 TEST RESULTS

### 7.1 Summary

Company Name: LG Electronics USA, Inc.  
 FCC ID: ZNFK300AM  
 FCC Classification: PCS Licensed Transmitter Held to Ear (PCE)  
 Mode(s): LTE

FCC Part Section(s)	Test Description	Test Limit	Test Condition	Test Result	Reference
2.1049	Occupied Bandwidth	N/A	CONDUCTED	PASS	Section 7.2
2.1051 22.917(a) 24.238(a) 27.53(g) 27.53(h)	Out of Band Emissions	$> 43 + 10 \log_{10}(P[\text{Watts}])$ at Band Edge and for all out-of-band emissions			Section 7.3, 7.4
24.232(d)	Peak-Average Ratio	$< 13$ dB			Section 7.5
2.1046	Transmitter Conducted Output Power	N/A			See RF Exposure Report
2.1055 22.355 24.235 27.54	Frequency Stability	$< 2.5$ ppm (Part 22) and fundamental emissions stay within authorized frequency block (Part 24, 27)			Section 7.8

Table 7-1. Summary of Conducted Test Results

FCC ID: ZNFK300AM		MEASUREMENT REPORT (CERTIFICATION)		Approved by: Quality Manager
Test Report S/N: 1M2001200008-03.ZNF	Test Dates: 01/12/2020 - 02/14/2020	EUT Type: Portable Handset	Page 11 of 134	

FCC Part Section(s)	Test Description	Test Limit	Test Condition	Test Result	Reference
22.913(a)(5)	Effective Radiated Power / Equivalent Isotropic Radiated Power (Band 5)	< 7 Watts max. ERP	RADIATED	PASS	Section 7.6
27.50(c)(10)	Effective Radiated Power / Equivalent Isotropic Radiated Power (Band 12)	< 3 Watts max. ERP			Section 7.6
24.232(c)	Equivalent Isotropic Radiated Power (Band 2)	< 2 Watts max. EIRP			Section 7.6
27.50(d)(4)	Equivalent Isotropic Radiated Power (Band 4)	< 1 Watts max. EIRP			Section 7.6
27.50(a)(3)	Equivalent Isotropic Radiated Power (Band 30)	< 0.25 Watts max. EIRP			Section 7.6
2.1053 22.917(a) 24.238(a) 27.53(g) 27.53(h)	Undesirable Emissions (Band 12/5/4/2)	> 43 + 10 log <sub>10</sub> (P[Watts]) for all out-of-band emissions			Section 7.7
27.53(a)	Undesirable Emissions (Band 30)	> 70 + 10log <sub>10</sub> (P[Watts])			Section 7.7

**Table 7-2. Summary of Radiated Test Results**

**Notes:**

- 1) All modes of operation and data rates were investigated. The test results shown in the following sections represent the worst case emissions.
- 2) The analyzer plots (Sections 7.2, 7.3, 7.4, 7.5) were all taken with a correction table loaded into the analyzer. The correction table was used to account for the losses of the cables, directional couplers, and attenuators used as part of the system to maintain a link between the call box and the EUT at all frequencies of interest.
- 3) All antenna port conducted emissions testing was performed on a test bench with the antenna port of the EUT connected to the spectrum analyzer through calibrated cables, attenuators, and couplers.
- 4) For conducted spurious emissions, automated test software was used to measure emissions and capture the corresponding plots necessary to show compliance. The measurement software utilized is PCTEST "LTE Automation," Version 5.3.
- 5) For operation <1GHz, the EIRP limits in the table above are referenced to the specifications written in the relevant Radio Standards Specifications for Innovation, Science, and Economic Development Canada.

FCC ID: ZNFK300AM		MEASUREMENT REPORT (CERTIFICATION)		Approved by: Quality Manager
Test Report S/N: 1M2001200008-03.ZNF	Test Dates: 01/12/2020 - 02/14/2020	EUT Type: Portable Handset	Page 12 of 134	

## 7.2 Occupied Bandwidth

### Test Overview

The occupied bandwidth, that is the frequency bandwidth such that, below its lower and above its upper frequency limits, the mean powers radiated are each equal to 0.5 percent of the total mean power radiated by a given emission shall be measured. All modes of operation were investigated and the worst case configuration results are reported in this section.

### Test Procedure Used

KDB 971168 D01 v03r01 – Section 4.2

### Test Settings

1. The signal analyzer's automatic bandwidth measurement capability was used to perform the 99% occupied bandwidth and the 26dB bandwidth. The bandwidth measurement was not influenced by any intermediate power nulls in the fundamental emission.
2. RBW = 1 – 5% of the expected OBW
3. VBW  $\geq 3 \times$  RBW
4. Detector = Peak
5. Trace mode = max hold
6. Sweep = auto couple
7. The trace was allowed to stabilize
8. If necessary, steps 2 – 7 were repeated after changing the RBW such that it would be within 1 – 5% of the 99% occupied bandwidth observed in Step 7

### Test Setup

The EUT and measurement equipment were set up as shown in the diagram below.




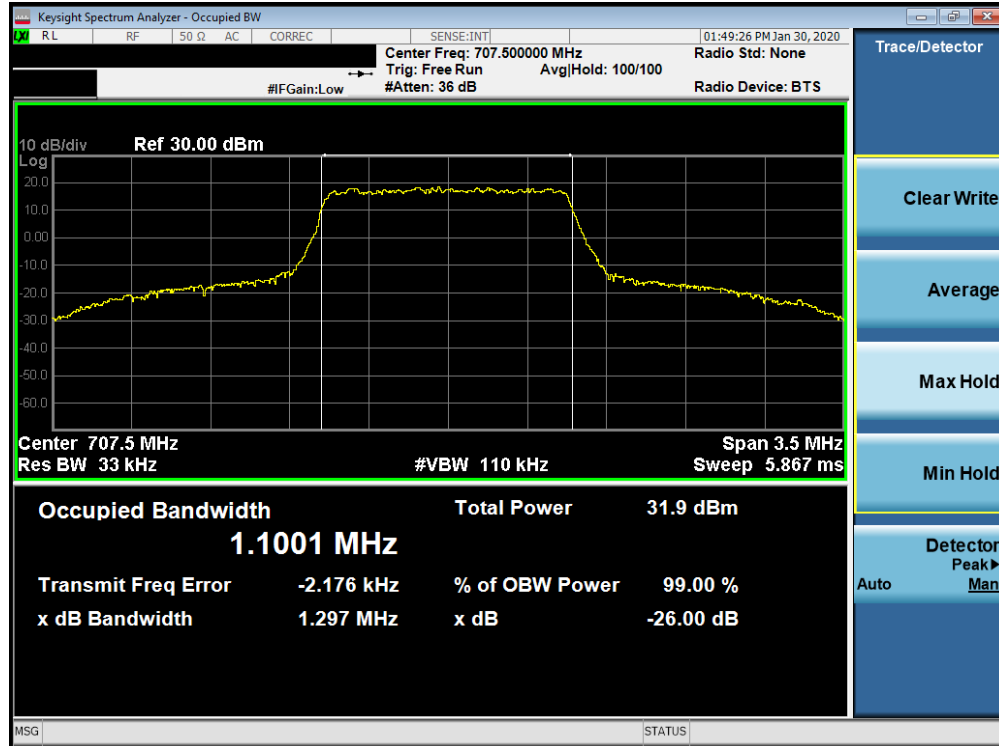
Figure 7-1. Test Instrument & Measurement Setup

### Test Notes

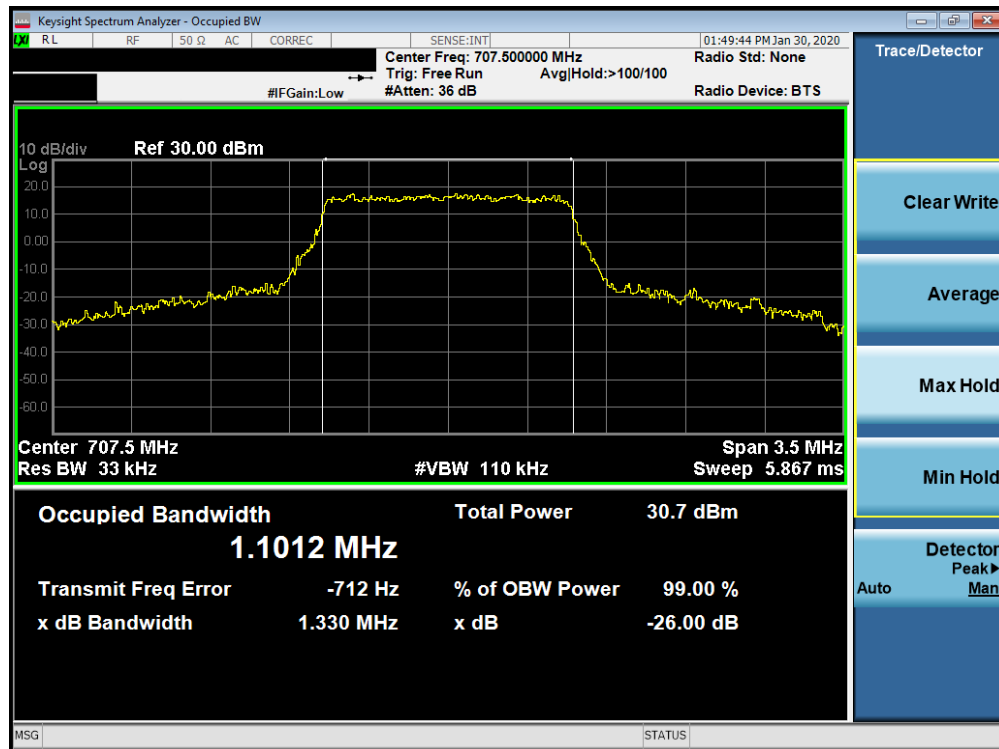
None.

FCC ID: ZNFK300AM		MEASUREMENT REPORT (CERTIFICATION)		Approved by: Quality Manager
Test Report S/N: 1M2001200008-03.ZNF	Test Dates: 01/12/2020 - 02/14/2020	EUT Type: Portable Handset		Page 13 of 134

## Band 12

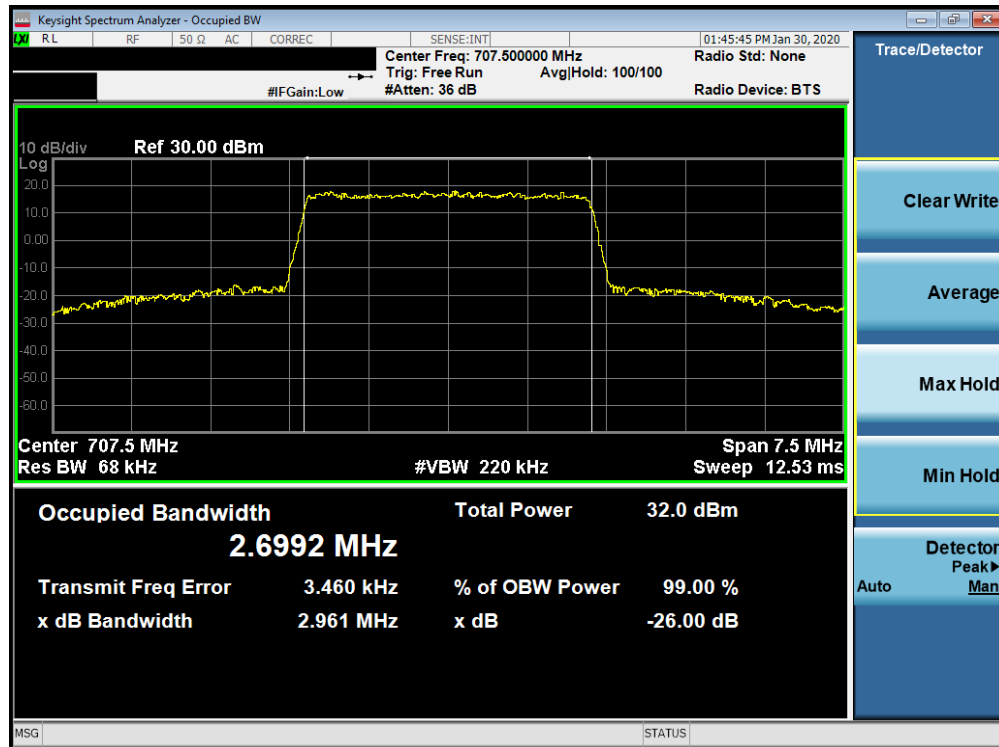


Plot 7-1. Occupied Bandwidth Plot (Band 12 - 1.4MHz QPSK - Full RB Configuration)

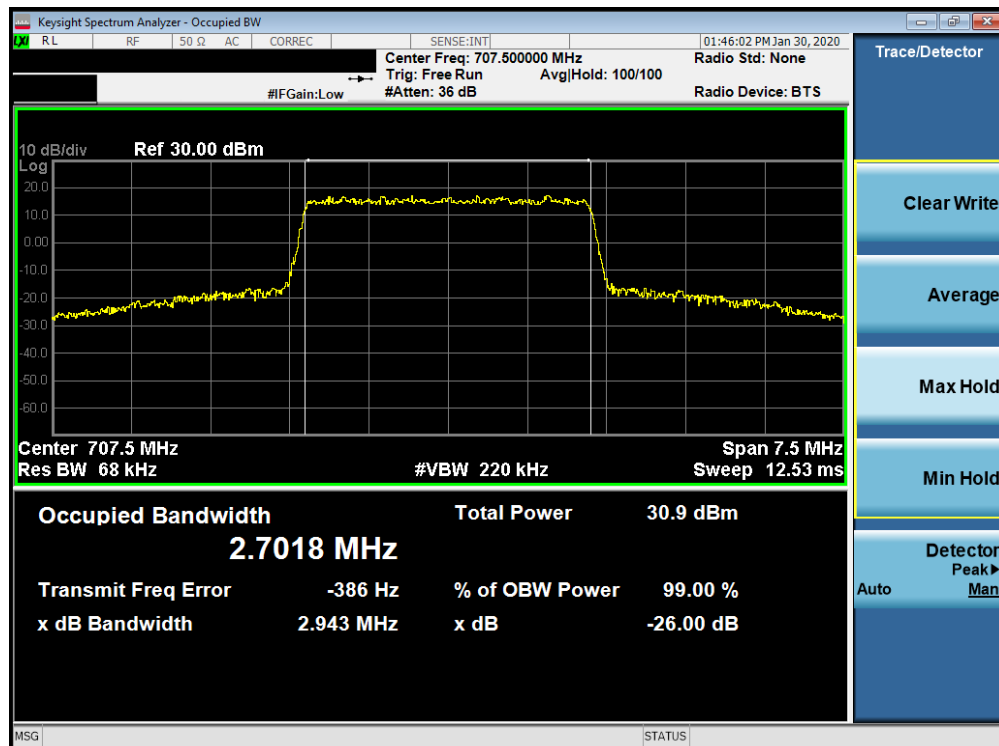


Plot 7-2. Occupied Bandwidth Plot (Band 12 - 1.4MHz 16-QAM - Full RB Configuration)

FCC ID: ZNFK300AM	<b>PCTEST</b>	MEASUREMENT REPORT (CERTIFICATION)	<b>LG</b>	Approved by: Quality Manager
Test Report S/N: 1M2001200008-03.ZNF	Test Dates: 01/12/2020 - 02/14/2020	EUT Type: Portable Handset		Page 14 of 134

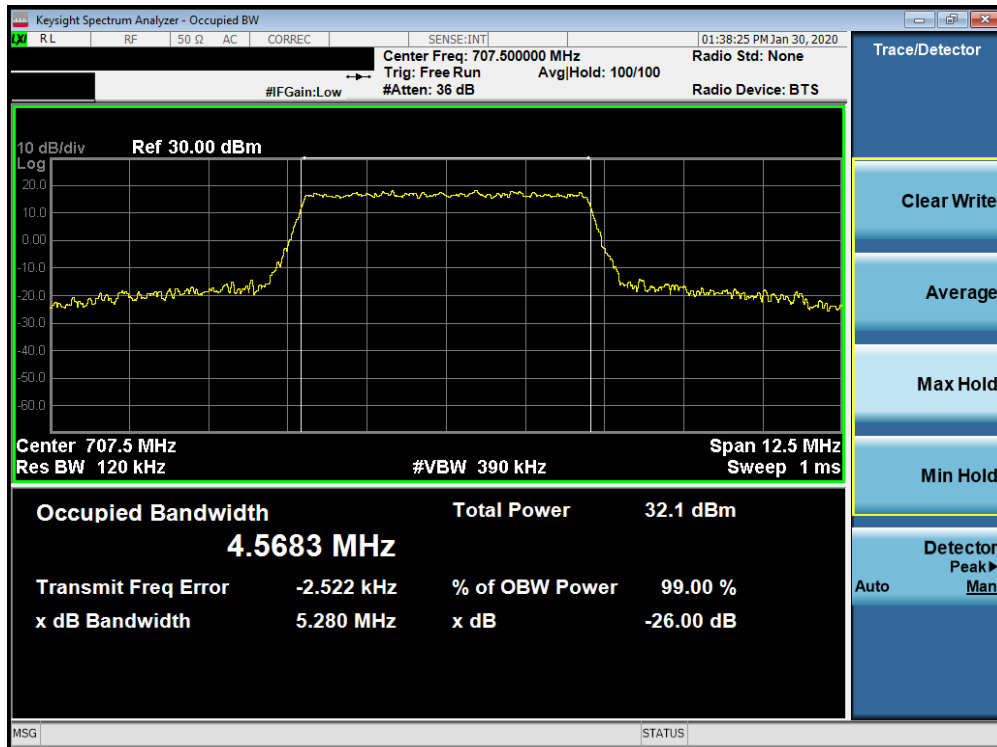


Plot 7-3. Occupied Bandwidth Plot (Band 12 - 3.0MHz QPSK - Full RB Configuration)

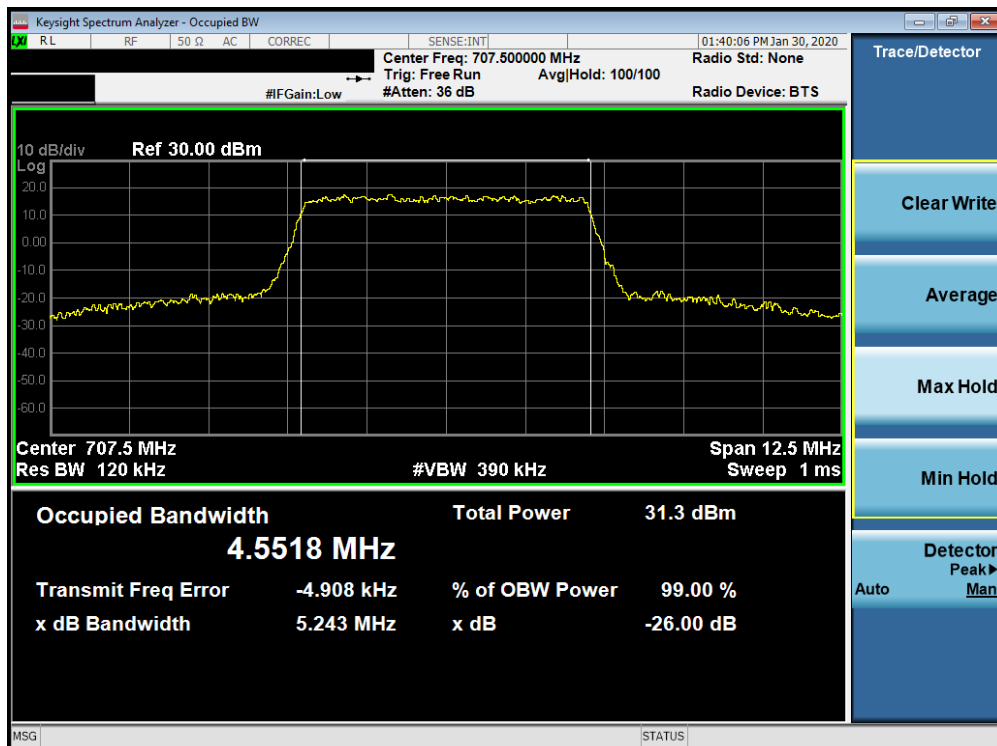


Plot 7-4. Occupied Bandwidth Plot (Band 12 - 3.0MHz 16-QAM - Full RB Configuration)

FCC ID: ZNFK300AM	<b>PCTEST</b>	MEASUREMENT REPORT (CERTIFICATION)	<b>LG</b>	Approved by: Quality Manager
Test Report S/N: 1M2001200008-03.ZNF	Test Dates: 01/12/2020 - 02/14/2020	EUT Type: Portable Handset		Page 15 of 134

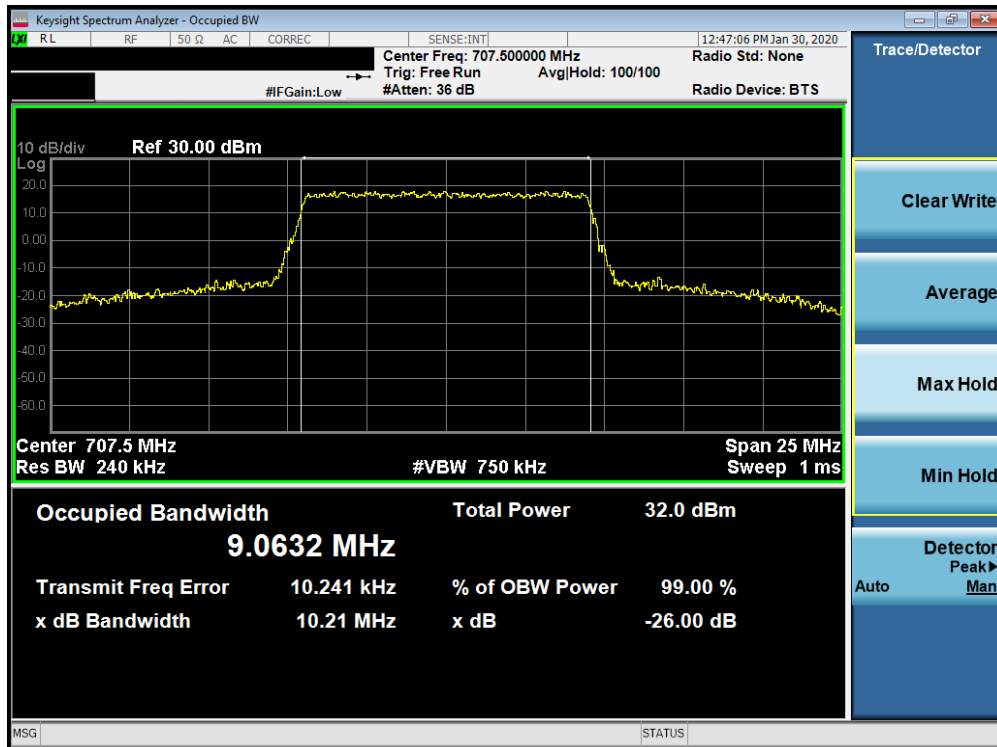


Plot 7-5. Occupied Bandwidth Plot (Band 12 - 5.0MHz QPSK - Full RB Configuration)

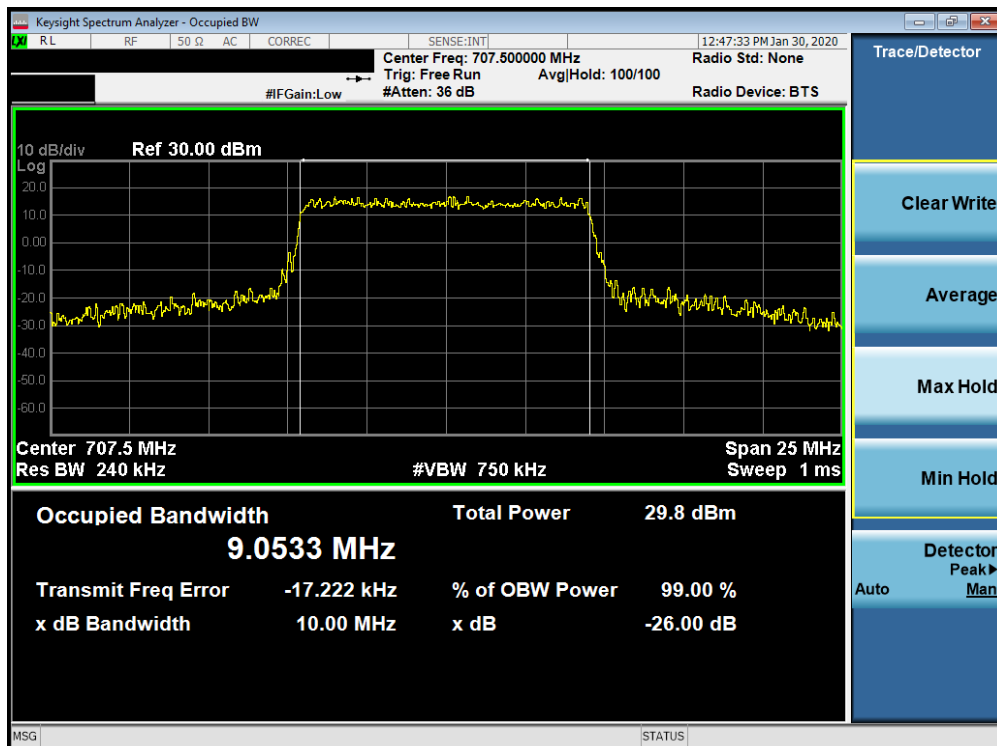


Plot 7-6. Occupied Bandwidth Plot (Band 12 - 5.0MHz 16-QAM - Full RB Configuration)

FCC ID: ZNFK300AM	<b>PCTEST</b>	MEASUREMENT REPORT (CERTIFICATION)	<b>LG</b>	Approved by: Quality Manager
Test Report S/N: 1M2001200008-03.ZNF	Test Dates: 01/12/2020 - 02/14/2020	EUT Type: Portable Handset		Page 16 of 134



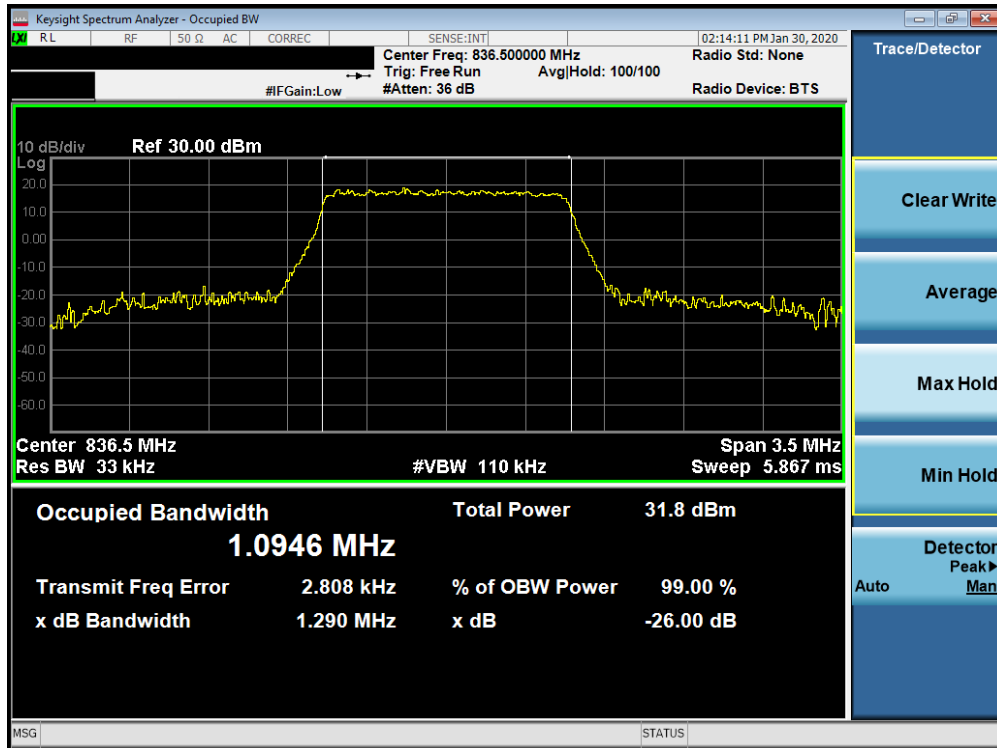
Plot 7-7. Occupied Bandwidth Plot (Band 12 - 10.0MHz QPSK - Full RB Configuration)



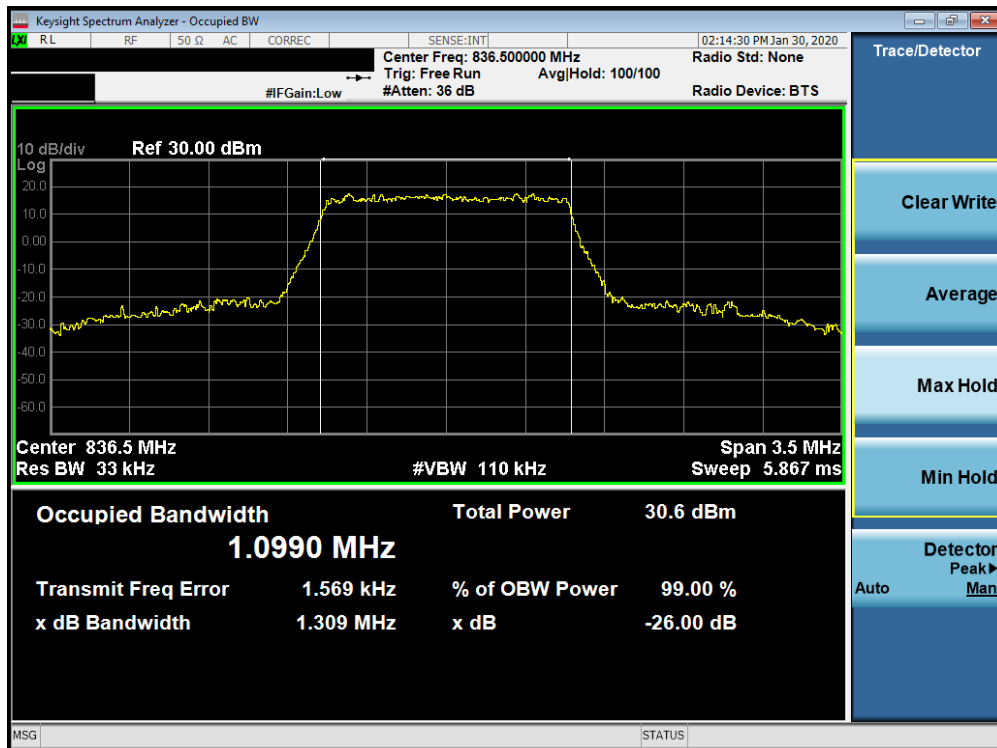
Plot 7-8. Occupied Bandwidth Plot (Band 12 - 10.0MHz 16-QAM - Full RB Configuration)

FCC ID: ZNFK300AM	<b>PCTEST</b>		MEASUREMENT REPORT (CERTIFICATION)		Approved by: Quality Manager
Test Report S/N: 1M2001200008-03.ZNF	Test Dates: 01/12/2020 - 02/14/2020	EUT Type: Portable Handset			Page 17 of 134

## Band 5

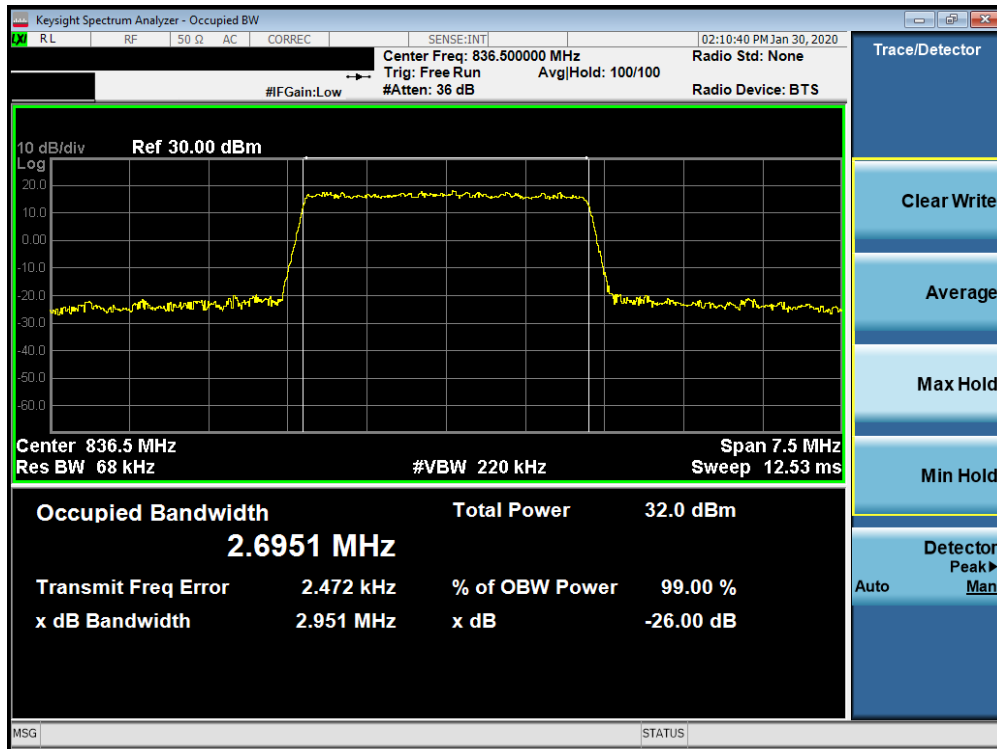


Plot 7-9. Occupied Bandwidth Plot (Band 5 - 1.4MHz QPSK - Full RB Configuration)

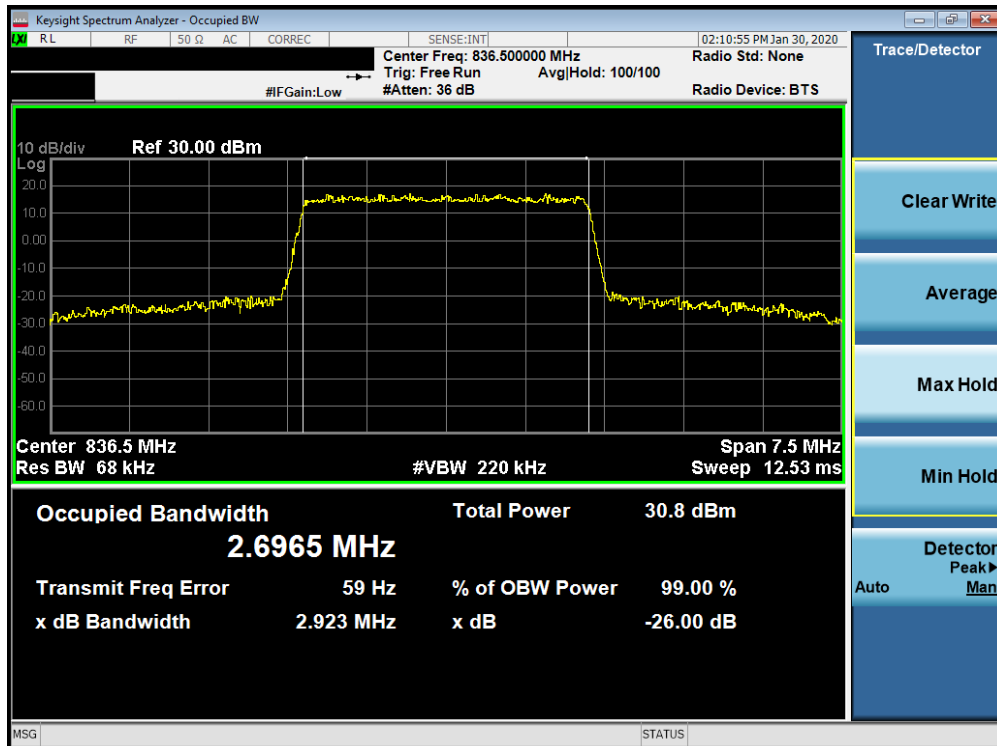


Plot 7-10. Occupied Bandwidth Plot (Band 5 - 1.4MHz 16-QAM - Full RB Configuration)

FCC ID: ZNFK300AM	<b>PCTEST</b>	MEASUREMENT REPORT (CERTIFICATION)	<b>LG</b>	Approved by: Quality Manager
Test Report S/N: 1M2001200008-03.ZNF	Test Dates: 01/12/2020 - 02/14/2020	EUT Type: Portable Handset		Page 18 of 134

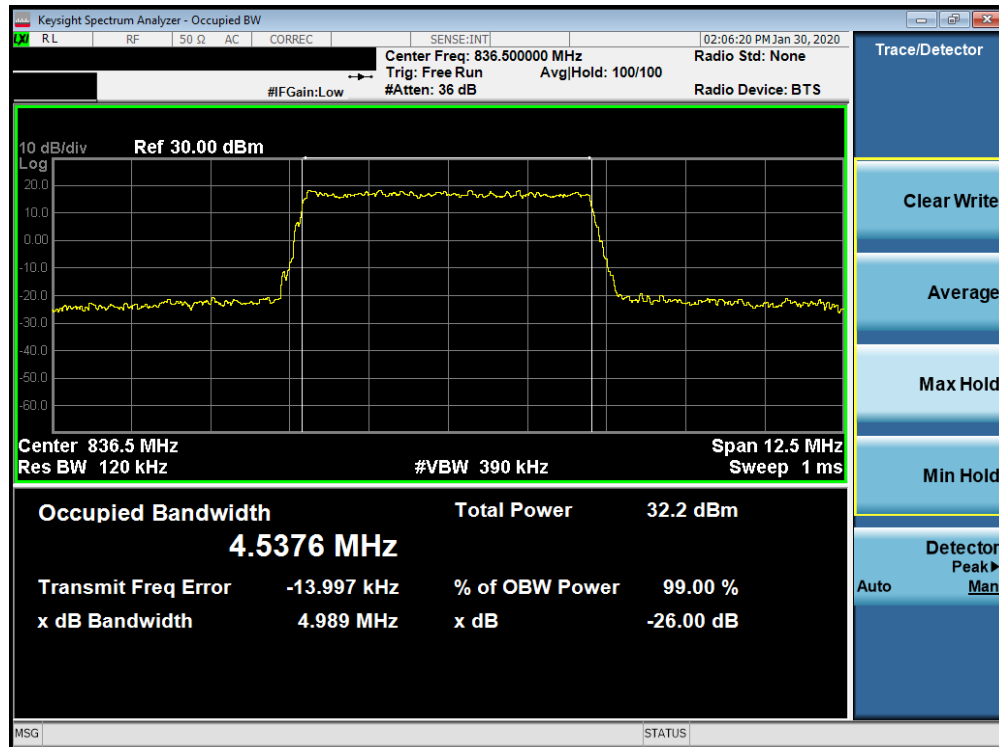


Plot 7-11. Occupied Bandwidth Plot (Band 5 - 3.0MHz QPSK - Full RB Configuration)

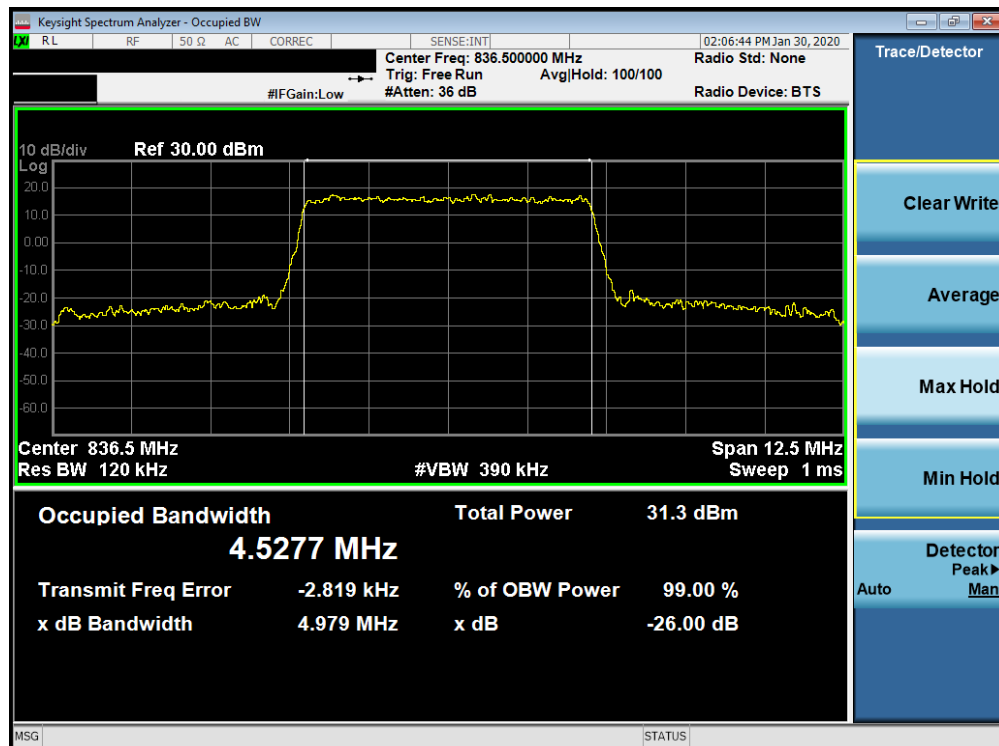


Plot 7-12. Occupied Bandwidth Plot (Band 5 - 3.0MHz 16-QAM - Full RB Configuration)

FCC ID: ZNFK300AM	<b>PCTEST</b>	MEASUREMENT REPORT (CERTIFICATION)	<b>LG</b>	Approved by: Quality Manager
Test Report S/N: 1M2001200008-03.ZNF	Test Dates: 01/12/2020 - 02/14/2020	EUT Type: Portable Handset		Page 19 of 134

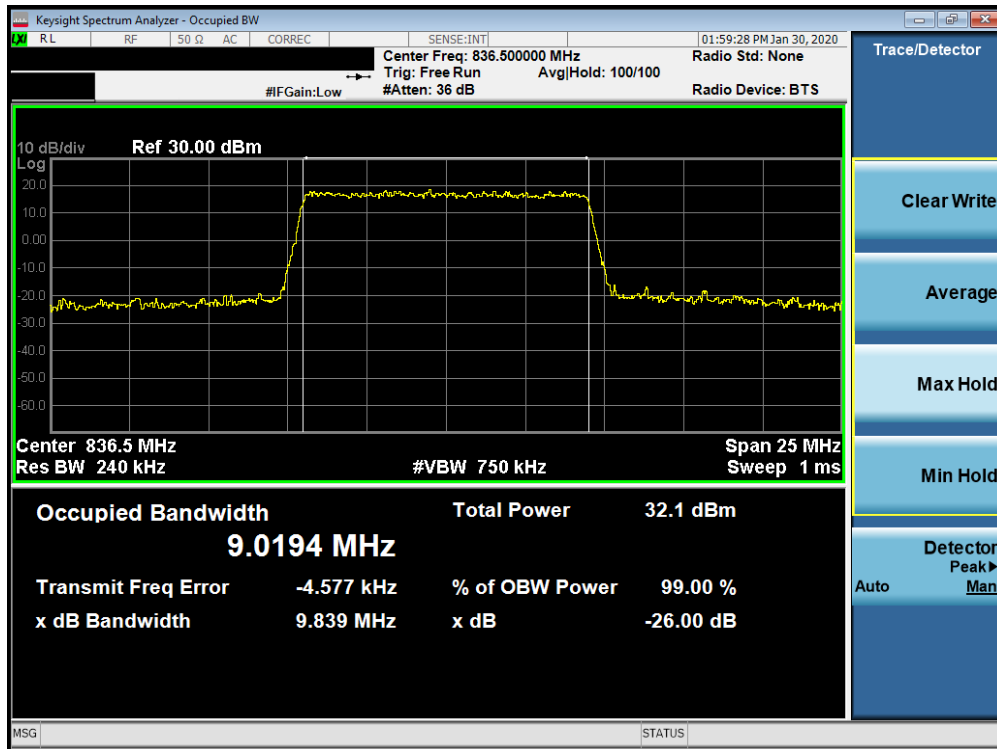


Plot 7-13. Occupied Bandwidth Plot (Band 5 - 5.0MHz QPSK - Full RB Configuration)

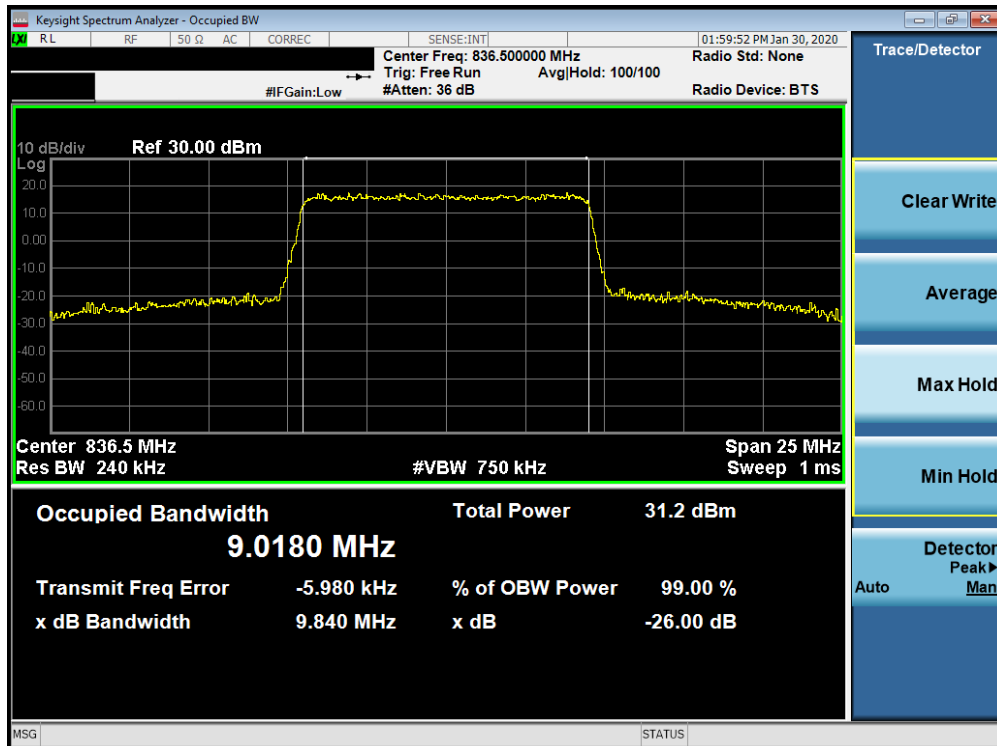


Plot 7-14. Occupied Bandwidth Plot (Band 5 - 5.0MHz 16-QAM - Full RB Configuration)

FCC ID: ZNFK300AM	<b>PCTEST</b>	MEASUREMENT REPORT (CERTIFICATION)	<b>LG</b>	Approved by: Quality Manager
Test Report S/N: 1M2001200008-03.ZNF	Test Dates: 01/12/2020 - 02/14/2020	EUT Type: Portable Handset		Page 20 of 134



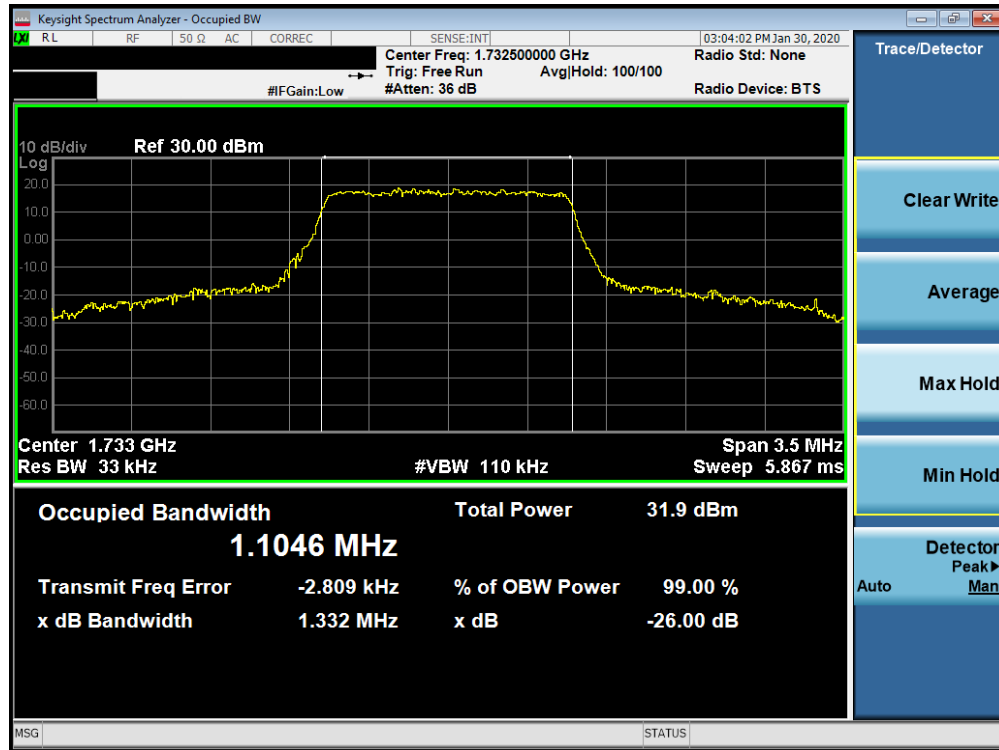
Plot 7-15. Occupied Bandwidth Plot (Band 5 - 10.0MHz QPSK - Full RB Configuration)



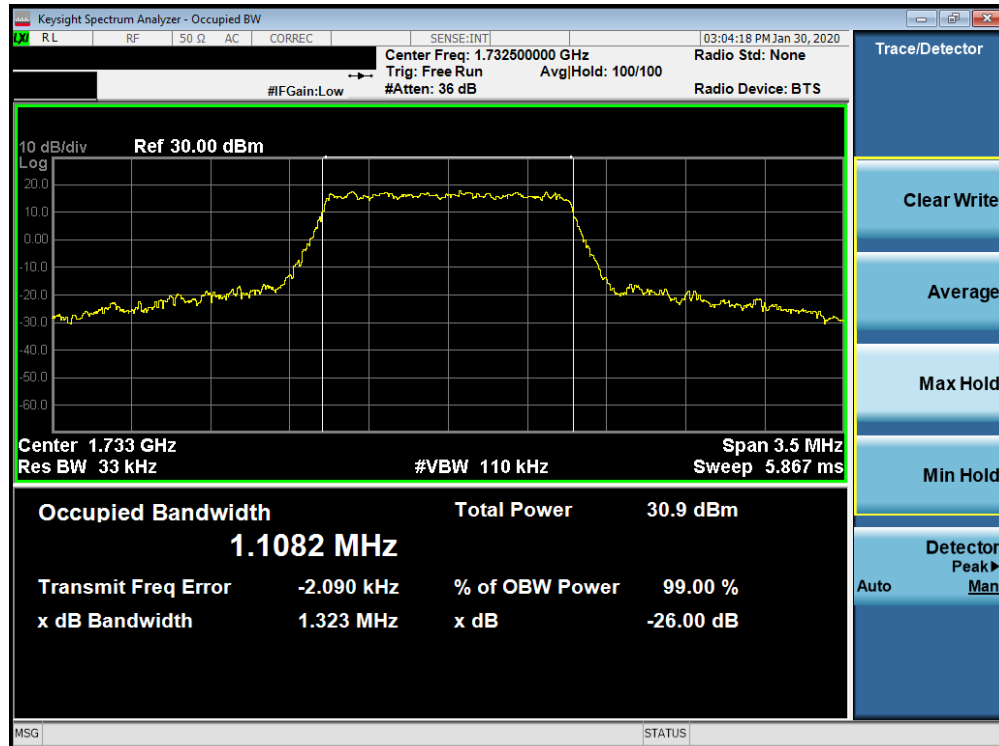
Plot 7-16. Occupied Bandwidth Plot (Band 5 - 10.0MHz 16-QAM - Full RB Configuration)

FCC ID: ZNFK300AM	<b>PCTEST</b>	MEASUREMENT REPORT (CERTIFICATION)	<b>LG</b>	Approved by: Quality Manager
Test Report S/N: 1M2001200008-03.ZNF	Test Dates: 01/12/2020 - 02/14/2020	EUT Type: Portable Handset		Page 21 of 134

## Band 4

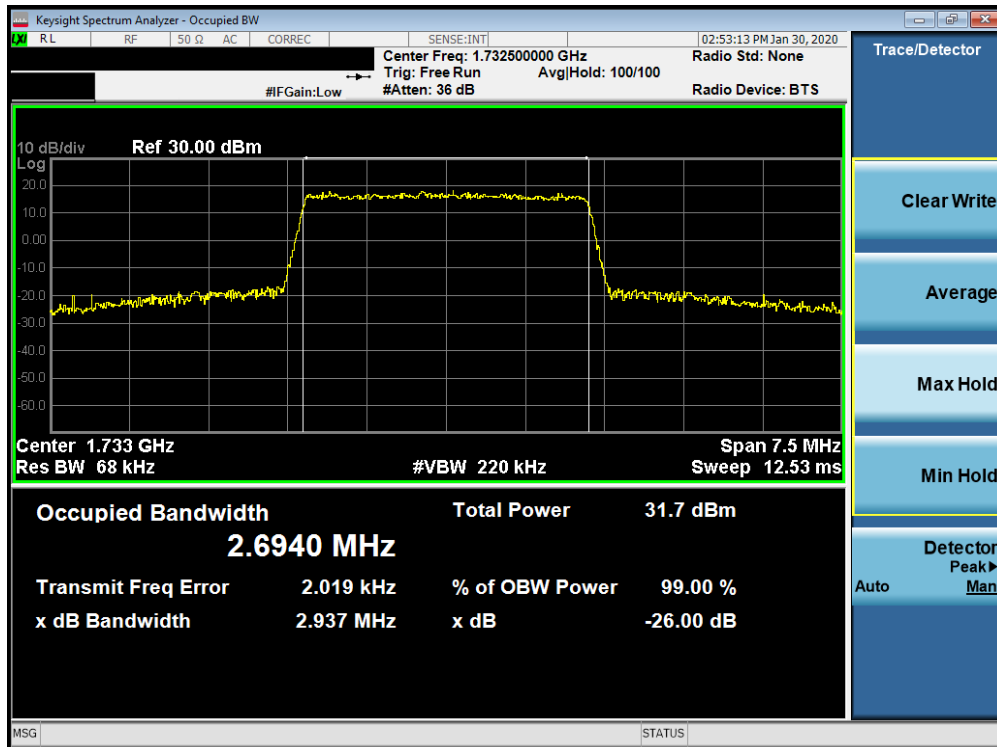


Plot 7-17. Occupied Bandwidth Plot (Band 4 - 1.4MHz QPSK - Full RB Configuration)

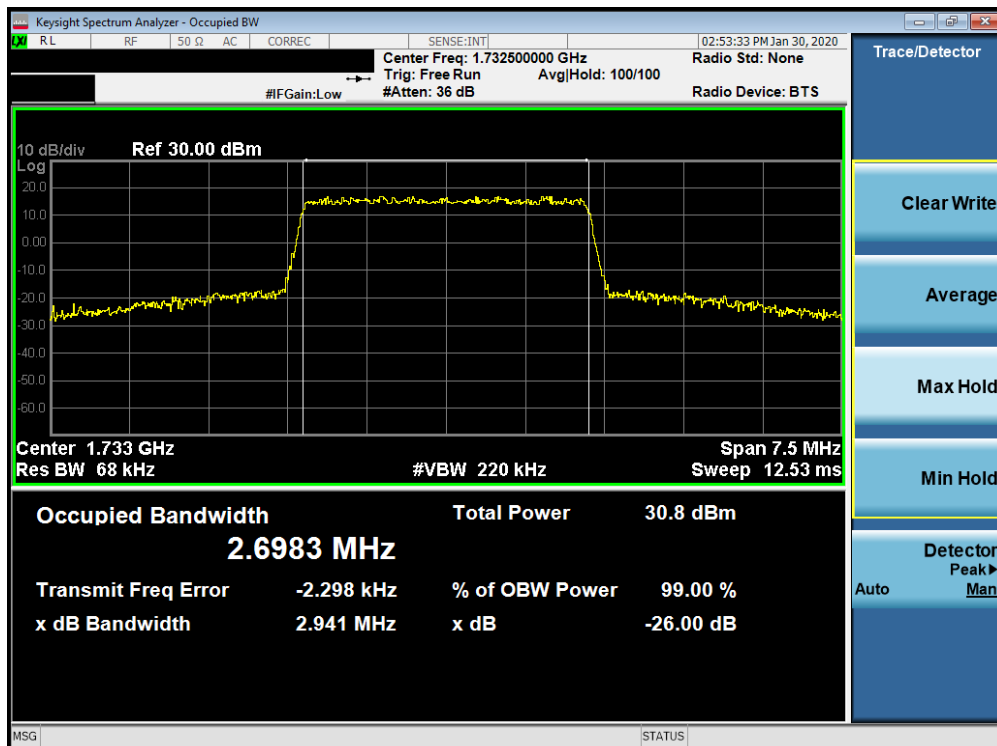


Plot 7-18. Occupied Bandwidth Plot (Band 4 - 1.4MHz 16-QAM - Full RB Configuration)

FCC ID: ZNFK300AM	<b>PCTEST</b>	MEASUREMENT REPORT (CERTIFICATION)	<b>LG</b>	Approved by: Quality Manager
Test Report S/N: 1M2001200008-03.ZNF	Test Dates: 01/12/2020 - 02/14/2020	EUT Type: Portable Handset		Page 22 of 134

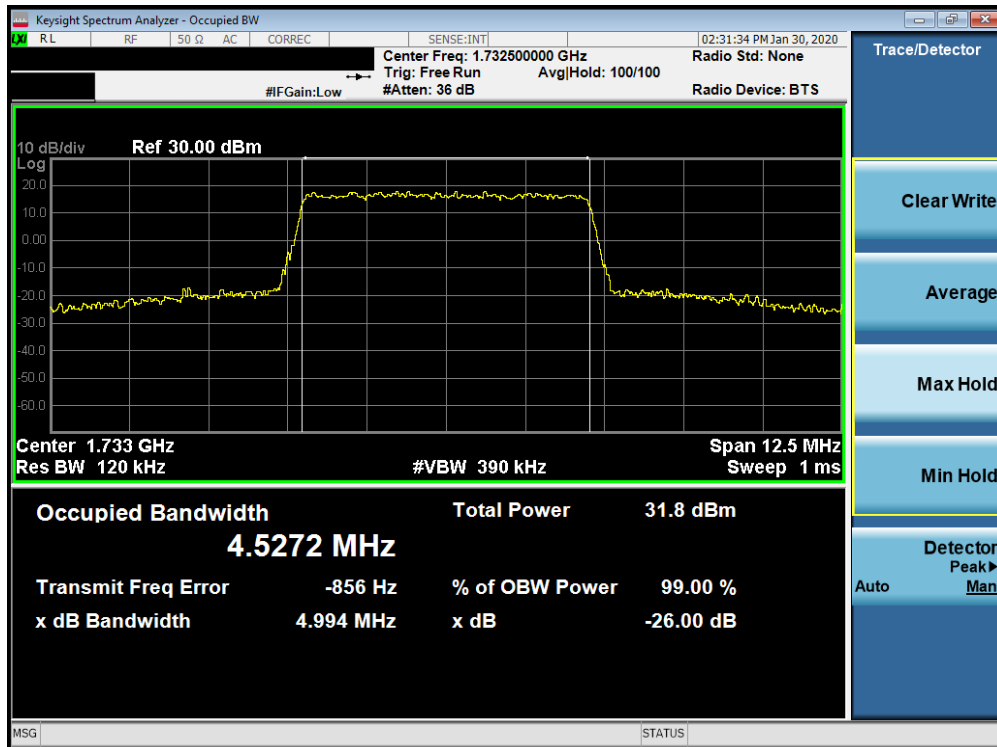


Plot 7-19. Occupied Bandwidth Plot (Band 4 - 3.0MHz QPSK - Full RB Configuration)

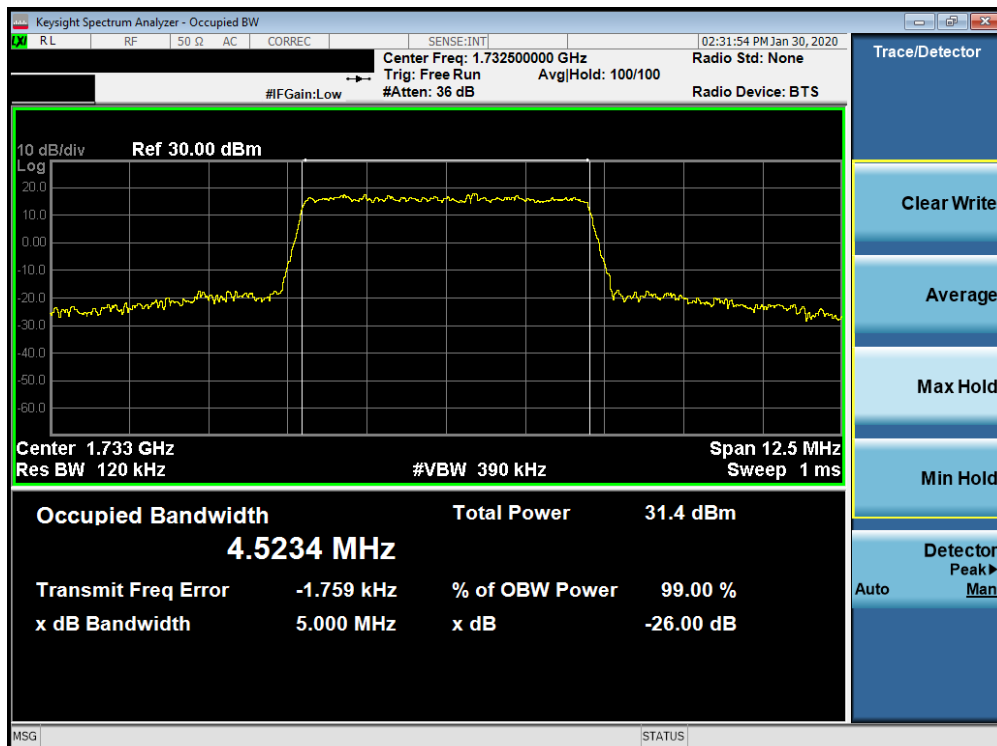


Plot 7-20. Occupied Bandwidth Plot (Band 4 - 3.0MHz 16-QAM - Full RB Configuration)

FCC ID: ZNFK300AM	<b>PCTEST</b>	MEASUREMENT REPORT (CERTIFICATION)	<b>LG</b>	Approved by: Quality Manager
Test Report S/N: 1M2001200008-03.ZNF	Test Dates: 01/12/2020 - 02/14/2020	EUT Type: Portable Handset		Page 23 of 134

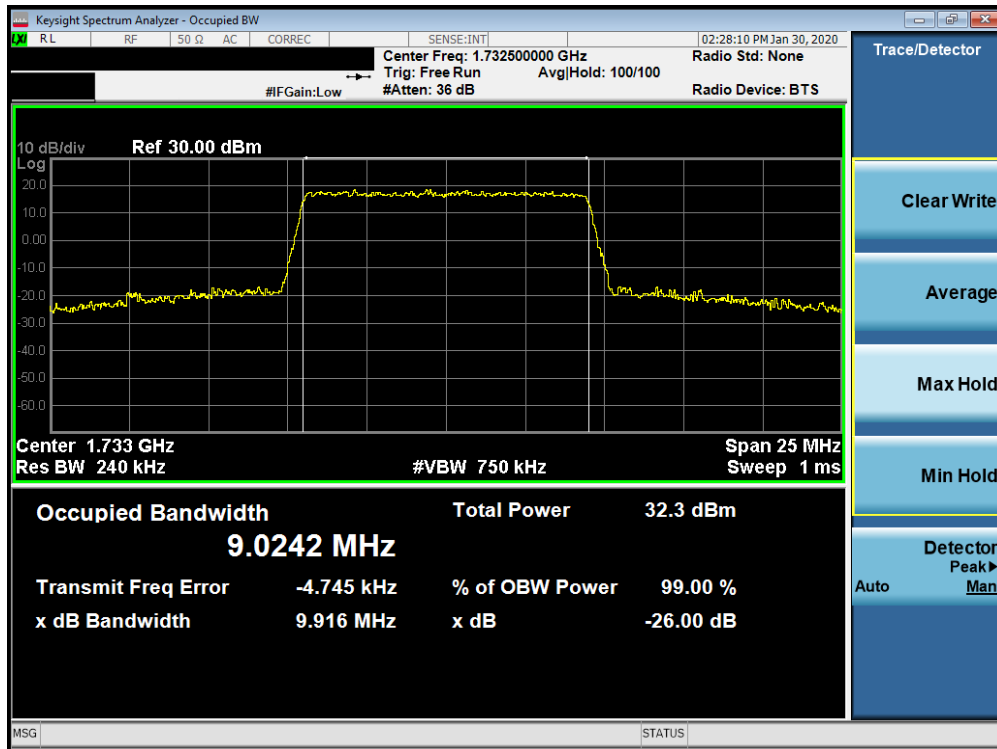


Plot 7-21. Occupied Bandwidth Plot (Band 4 - 5.0MHz QPSK - Full RB Configuration)

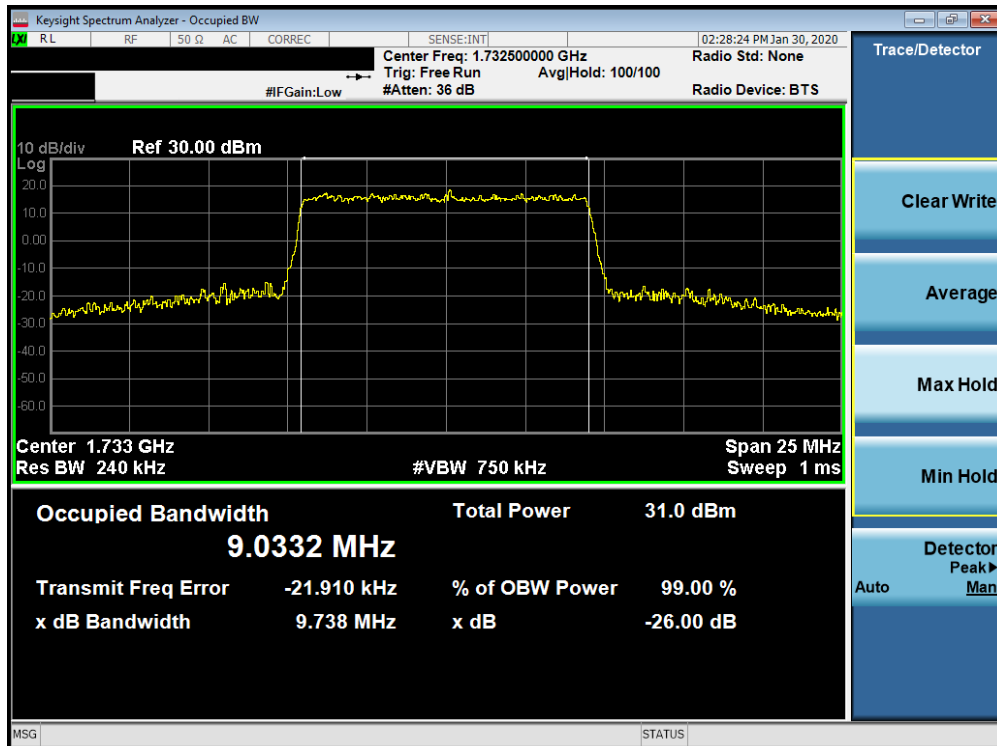


Plot 7-22. Occupied Bandwidth Plot (Band 4 - 5.0MHz 16-QAM - Full RB Configuration)

FCC ID: ZNFK300AM	<b>PCTEST</b>	MEASUREMENT REPORT (CERTIFICATION)	<b>LG</b>	Approved by: Quality Manager
Test Report S/N: 1M2001200008-03.ZNF	Test Dates: 01/12/2020 - 02/14/2020	EUT Type: Portable Handset		Page 24 of 134

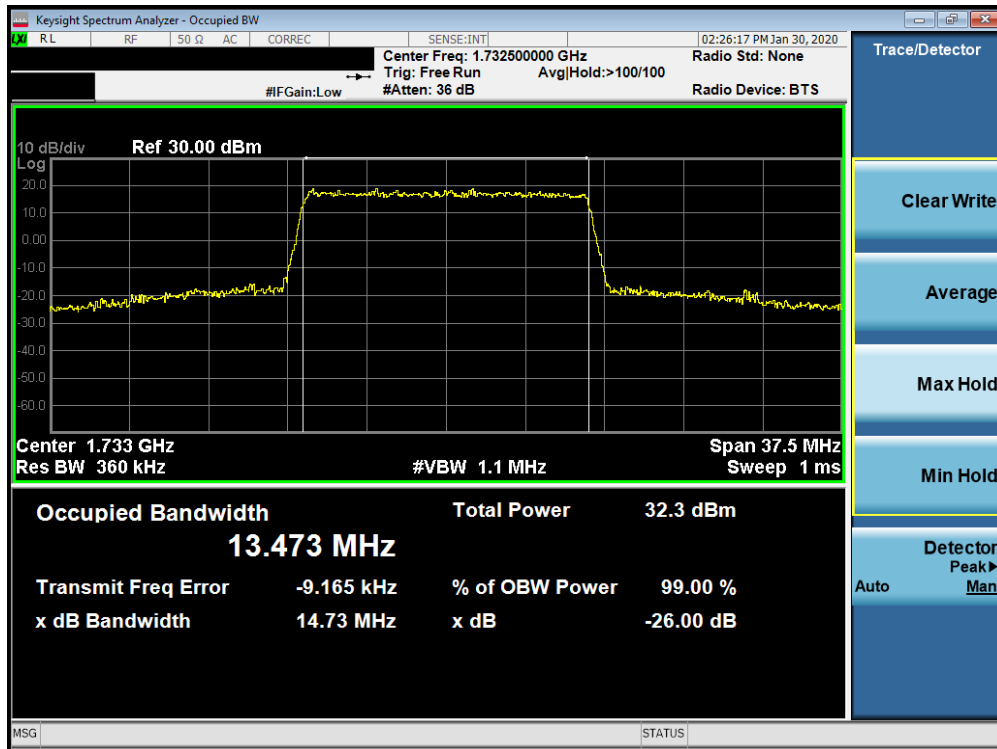


Plot 7-23. Occupied Bandwidth Plot (Band 4 - 10.0MHz QPSK - Full RB Configuration)

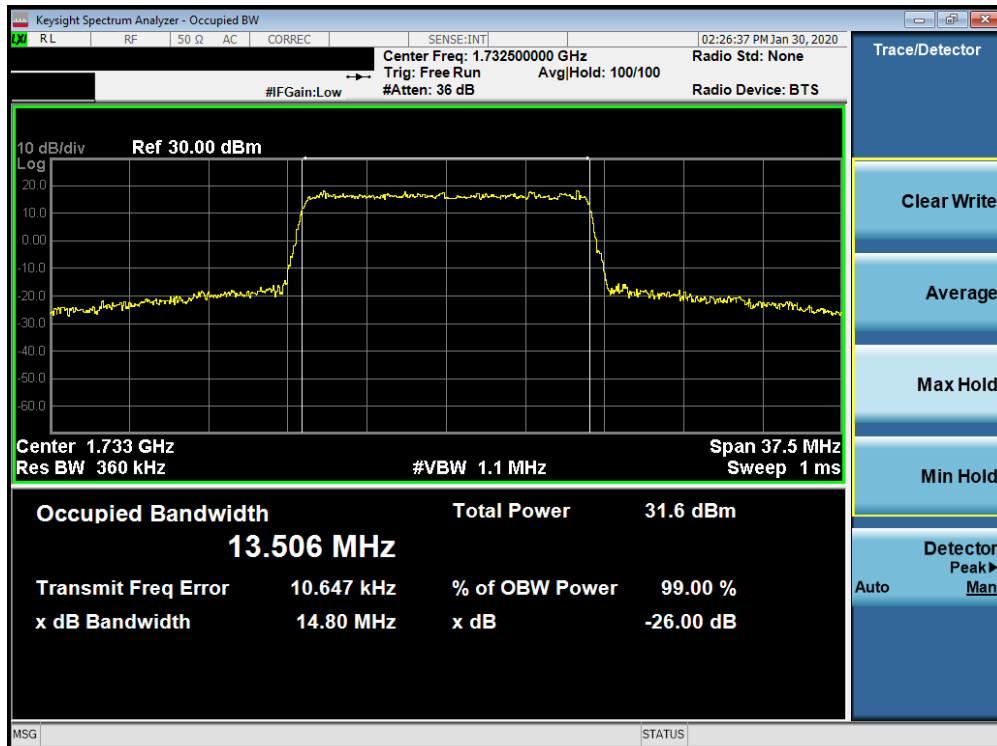


Plot 7-24. Occupied Bandwidth Plot (Band 4 - 10.0MHz 16-QAM - Full RB Configuration)

FCC ID: ZNFK300AM	<b>PCTEST</b>	MEASUREMENT REPORT (CERTIFICATION)	LG	Approved by: Quality Manager
Test Report S/N: 1M2001200008-03.ZNF	Test Dates: 01/12/2020 - 02/14/2020	EUT Type: Portable Handset		Page 25 of 134

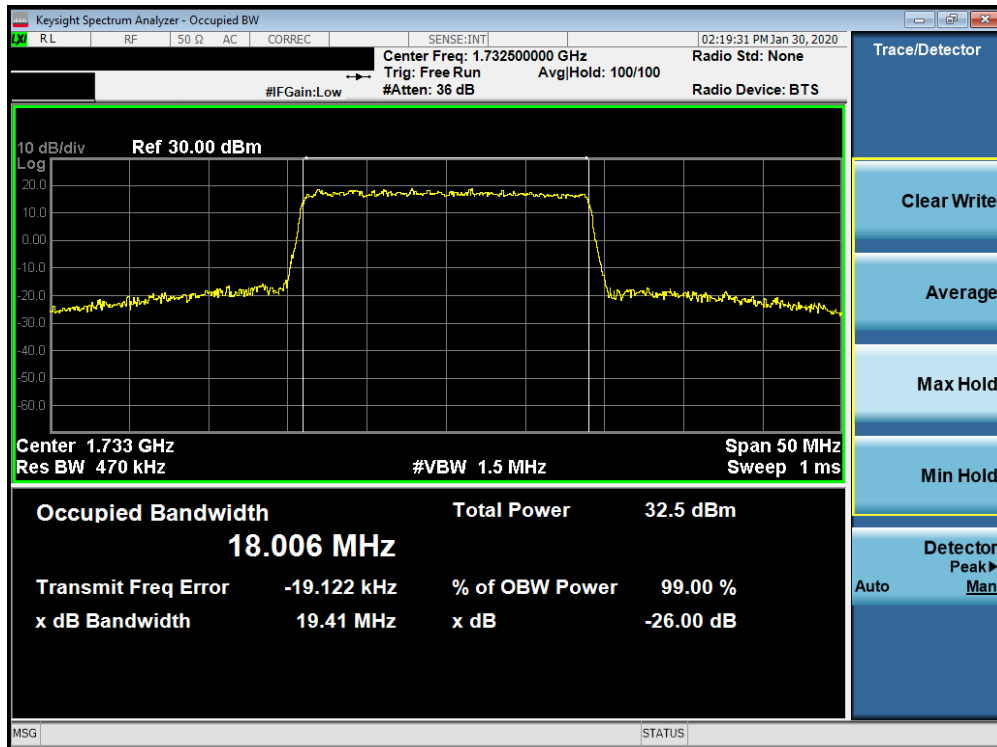


Plot 7-25. Occupied Bandwidth Plot (Band 4 - 15.0MHz QPSK - Full RB Configuration)

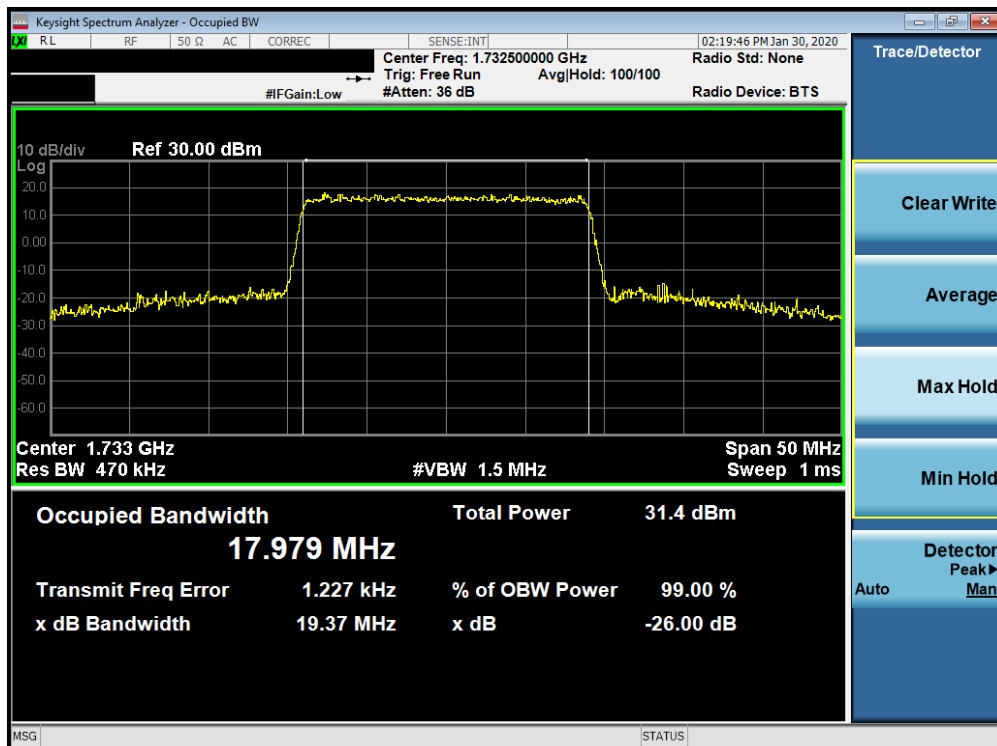


Plot 7-26. Occupied Bandwidth Plot (Band 4 - 15.0MHz 16-QAM - Full RB Configuration)

FCC ID: ZNFK300AM	<b>PCTEST</b>	MEASUREMENT REPORT (CERTIFICATION)	<b>LG</b>	Approved by: Quality Manager
Test Report S/N: 1M2001200008-03.ZNF	Test Dates: 01/12/2020 - 02/14/2020	EUT Type: Portable Handset		Page 26 of 134



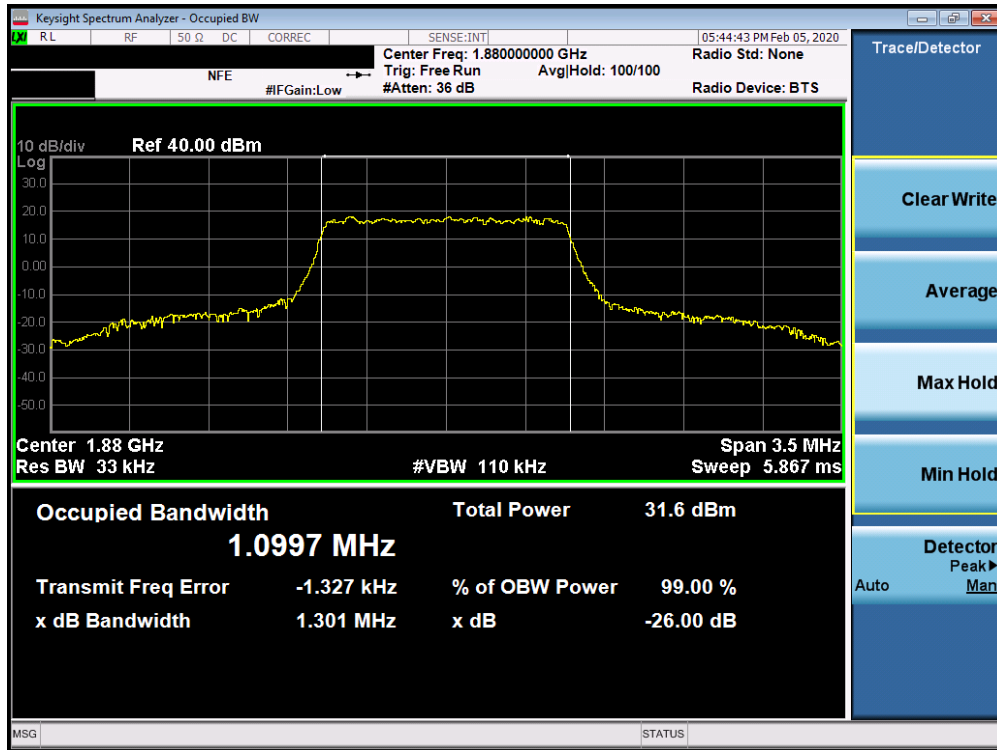
Plot 7-27. Occupied Bandwidth Plot (Band 4 - 20.0MHz QPSK - Full RB Configuration)



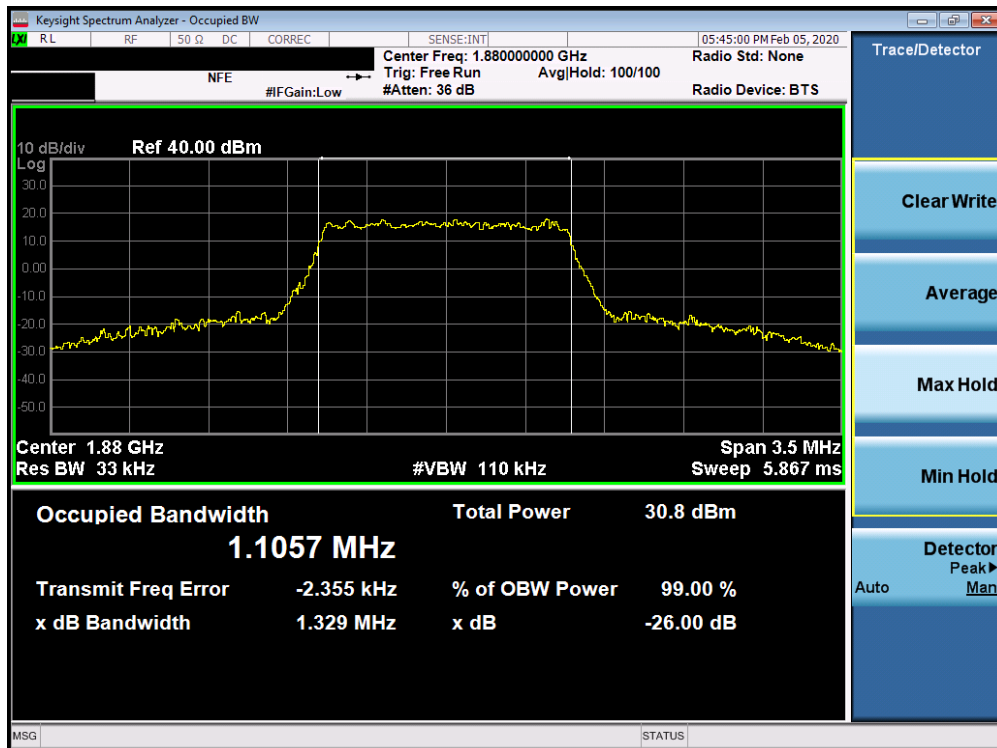
Plot 7-28. Occupied Bandwidth Plot (Band 4 - 20.0MHz 16-QAM - Full RB Configuration)

FCC ID: ZNFK300AM	<b>PCTEST</b>	MEASUREMENT REPORT (CERTIFICATION)	<b>LG</b>	Approved by: Quality Manager
Test Report S/N: 1M2001200008-03.ZNF	Test Dates: 01/12/2020 - 02/14/2020	EUT Type: Portable Handset		Page 27 of 134

## Band 2

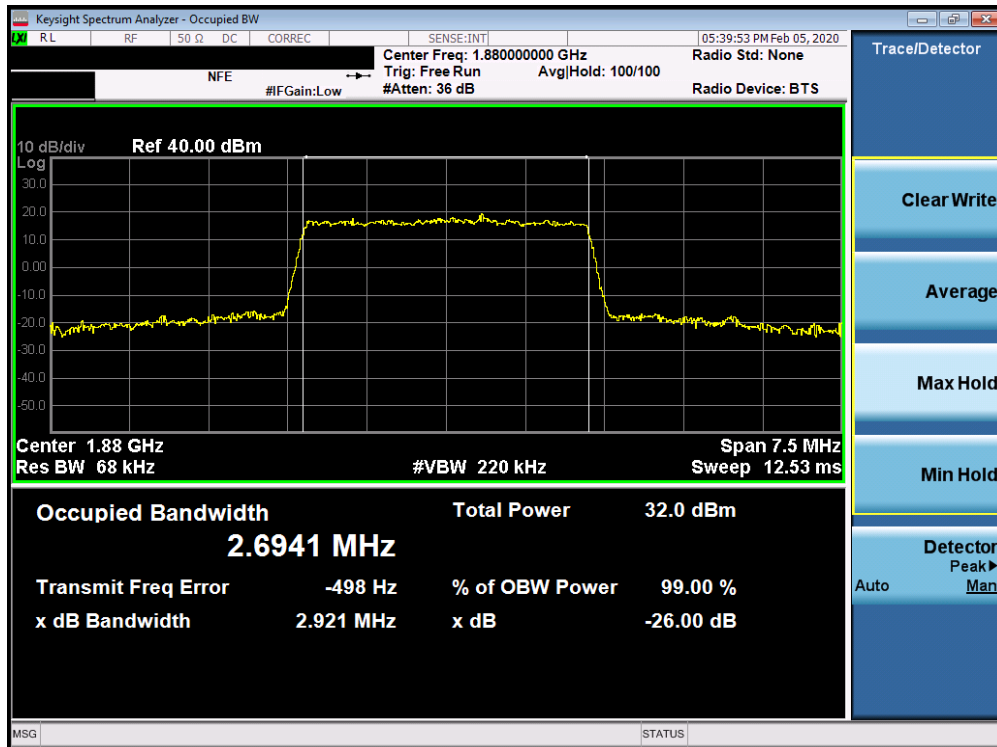


Plot 7-29. Occupied Bandwidth Plot (Band 2 - 1.4MHz QPSK - Full RB Configuration)

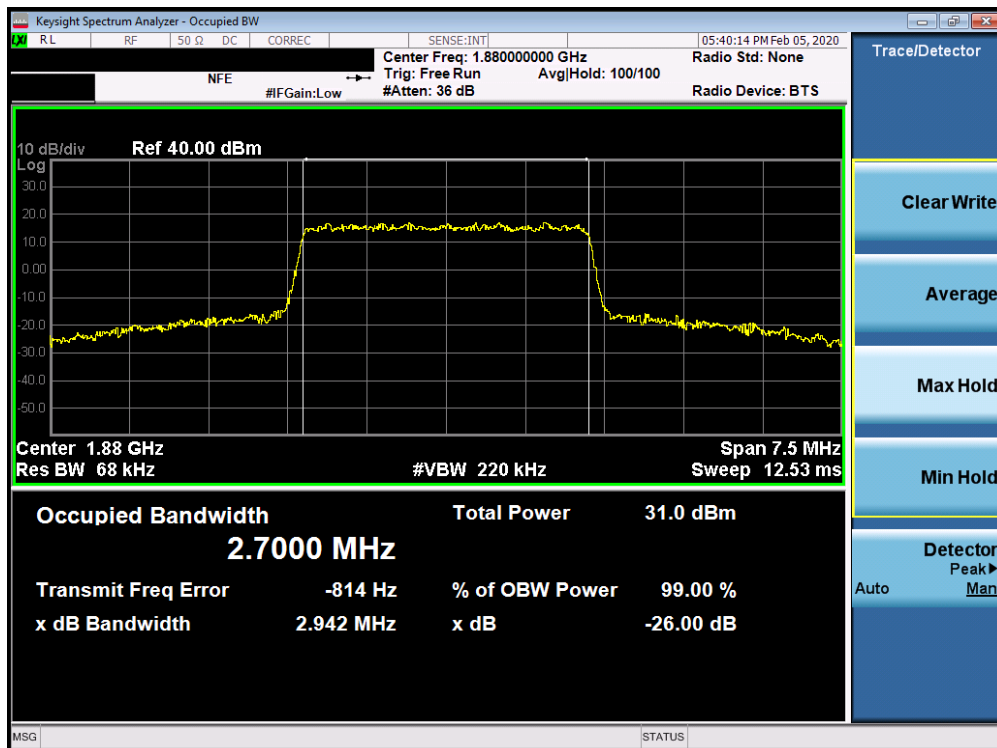


Plot 7-30. Occupied Bandwidth Plot (Band 2 - 1.4MHz 16-QAM - Full RB Configuration)

FCC ID: ZNFK300AM	<b>PCTEST</b>	MEASUREMENT REPORT (CERTIFICATION)	<b>LG</b>	Approved by: Quality Manager
Test Report S/N: 1M2001200008-03.ZNF	Test Dates: 01/12/2020 - 02/14/2020	EUT Type: Portable Handset		Page 28 of 134

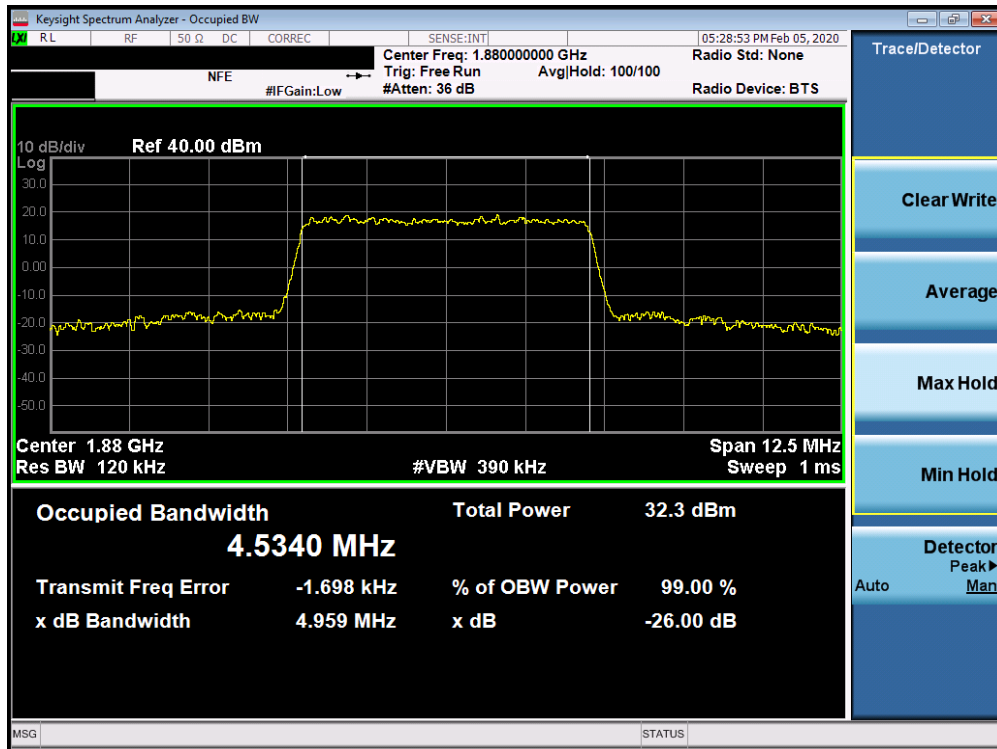


Plot 7-31. Occupied Bandwidth Plot (Band 2 - 3.0MHz QPSK - Full RB Configuration)

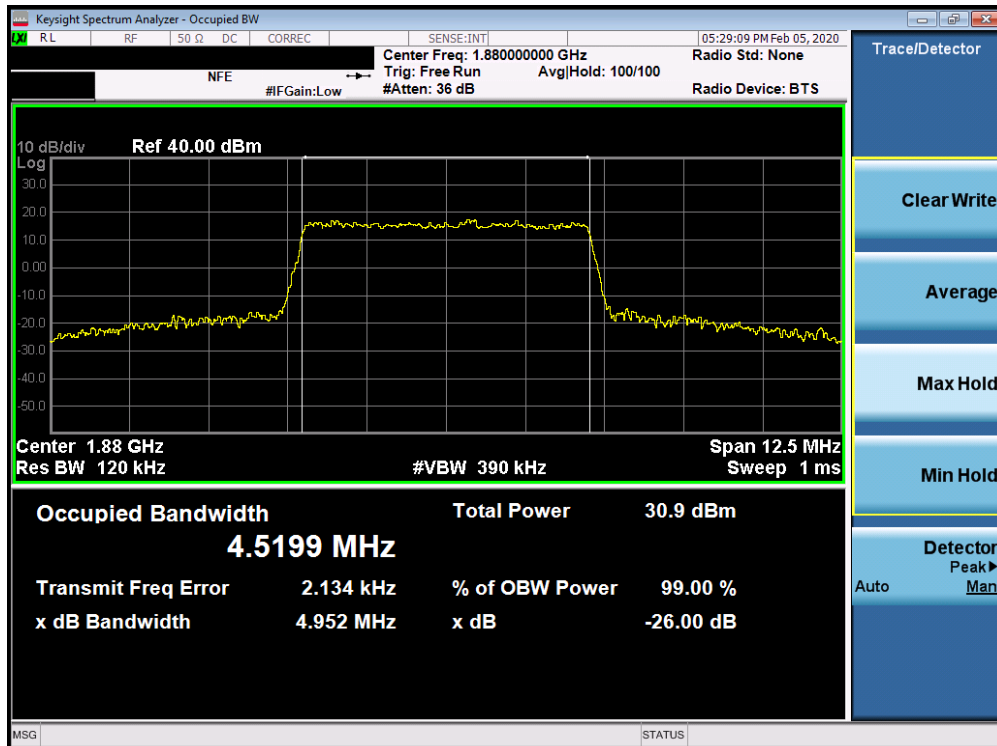


Plot 7-32. Occupied Bandwidth Plot (Band 2 - 3.0MHz 16-QAM - Full RB Configuration)

FCC ID: ZNFK300AM	<b>PCTEST</b>	MEASUREMENT REPORT (CERTIFICATION)	<b>LG</b>	Approved by: Quality Manager
Test Report S/N: 1M2001200008-03.ZNF	Test Dates: 01/12/2020 - 02/14/2020	EUT Type: Portable Handset		Page 29 of 134

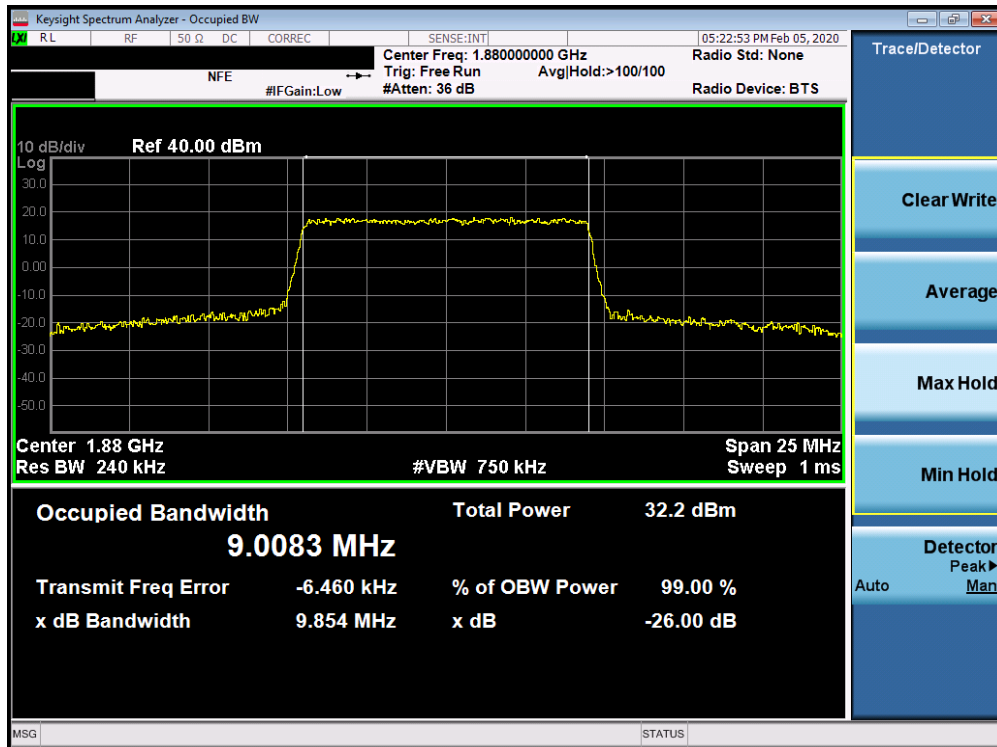


Plot 7-33. Occupied Bandwidth Plot (Band 2 - 5.0MHz QPSK - Full RB Configuration)

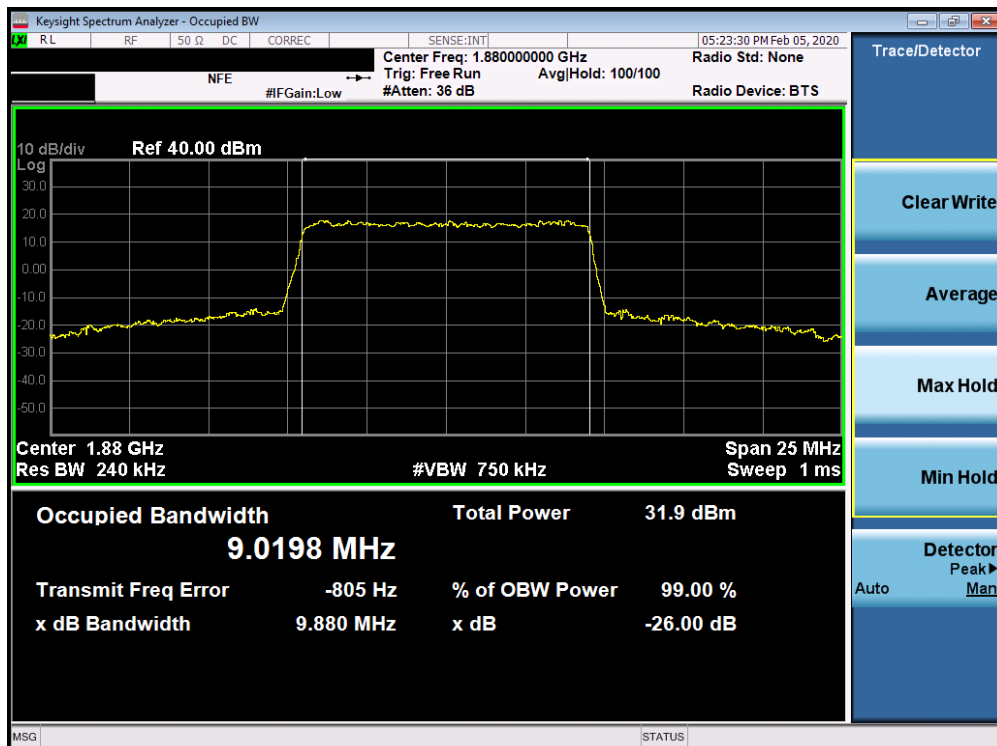


Plot 7-34. Occupied Bandwidth Plot (Band 2 - 5.0MHz 16-QAM - Full RB Configuration)

FCC ID: ZNFK300AM	<b>PCTEST</b>	MEASUREMENT REPORT (CERTIFICATION)	<b>LG</b>	Approved by: Quality Manager
Test Report S/N: 1M2001200008-03.ZNF	Test Dates: 01/12/2020 - 02/14/2020	EUT Type: Portable Handset		Page 30 of 134

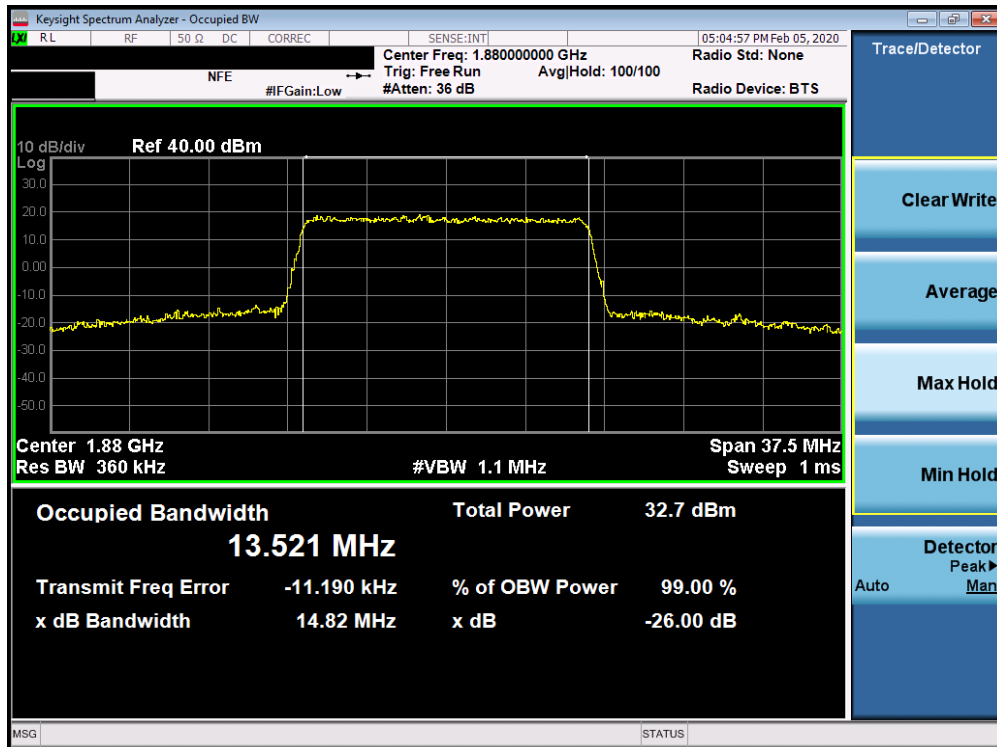


Plot 7-35. Occupied Bandwidth Plot (Band 2 - 10.0MHz QPSK - Full RB Configuration)

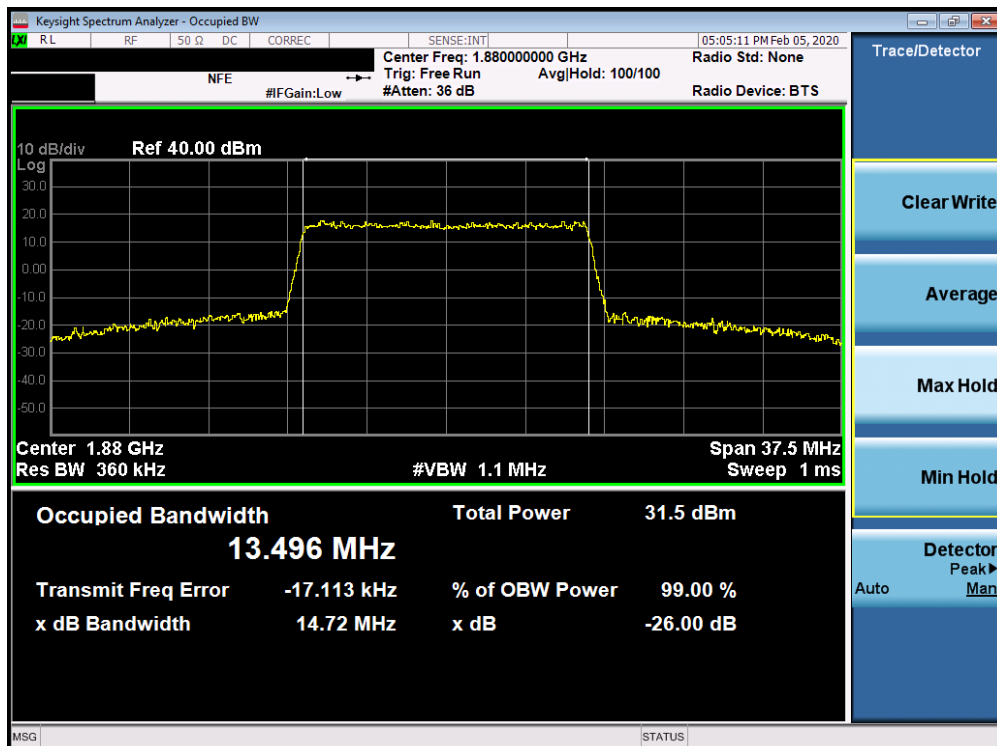


Plot 7-36. Occupied Bandwidth Plot (Band 2 - 10.0MHz 16-QAM - Full RB Configuration)

FCC ID: ZNFK300AM	<b>PCTEST</b>	MEASUREMENT REPORT (CERTIFICATION)	<b>LG</b>	Approved by: Quality Manager
Test Report S/N: 1M2001200008-03.ZNF	Test Dates: 01/12/2020 - 02/14/2020	EUT Type: Portable Handset		Page 31 of 134

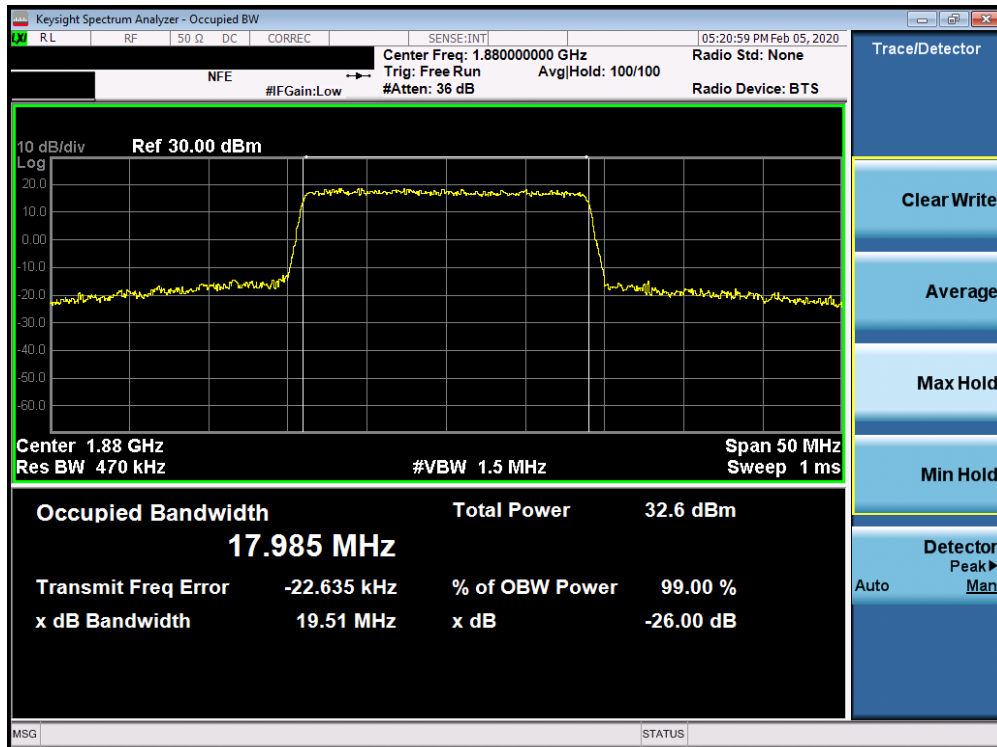


Plot 7-37. Occupied Bandwidth Plot (Band 2 - 15.0MHz QPSK - Full RB Configuration)

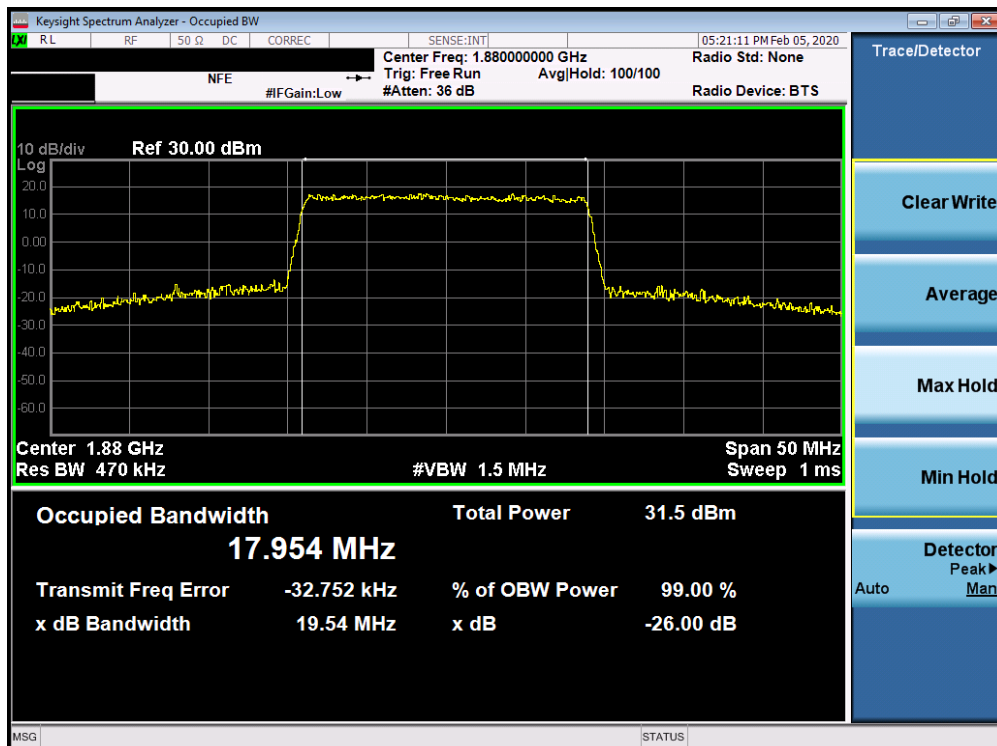


Plot 7-38. Occupied Bandwidth Plot (Band 2 - 15.0MHz 16-QAM - Full RB Configuration)

FCC ID: ZNFK300AM	<b>PCTEST</b>	MEASUREMENT REPORT (CERTIFICATION)	<b>LG</b>	Approved by: Quality Manager
Test Report S/N: 1M2001200008-03.ZNF	Test Dates: 01/12/2020 - 02/14/2020	EUT Type: Portable Handset		Page 32 of 134



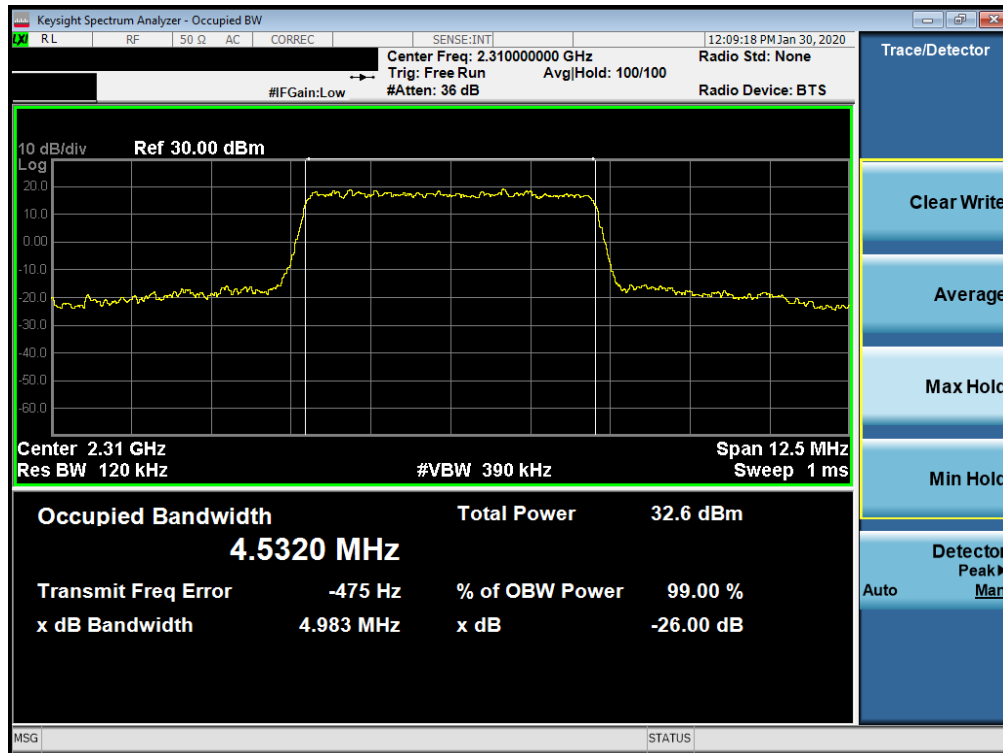
Plot 7-39. Occupied Bandwidth Plot (Band 2 - 20.0MHz QPSK - Full RB Configuration)



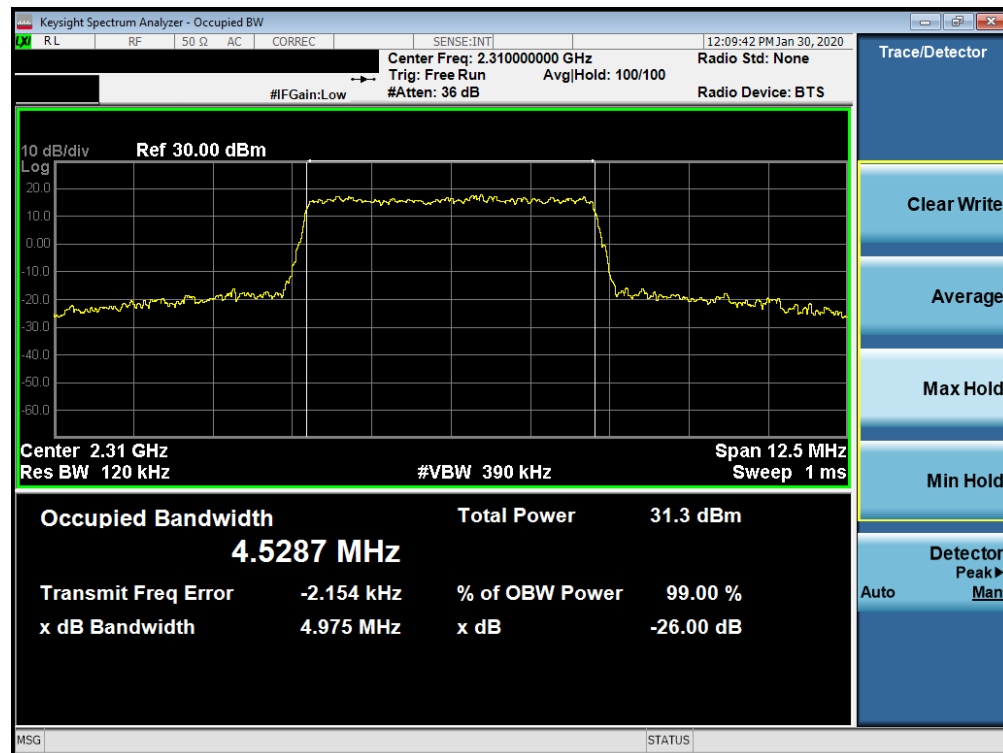
Plot 7-40. Occupied Bandwidth Plot (Band 2 - 20.0MHz 16-QAM - Full RB Configuration)

FCC ID: ZNFK300AM	<b>PCTEST</b>	MEASUREMENT REPORT (CERTIFICATION)	<b>LG</b>	Approved by: Quality Manager
Test Report S/N: 1M2001200008-03.ZNF	Test Dates: 01/12/2020 - 02/14/2020	EUT Type: Portable Handset		Page 33 of 134

## Band 30

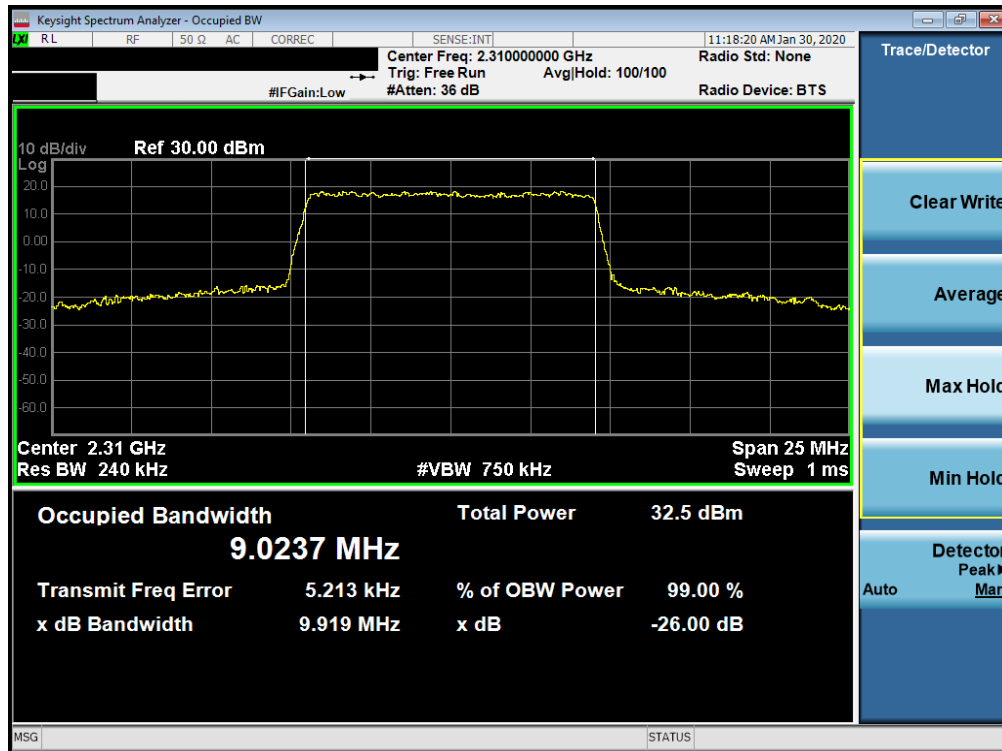


Plot 7-41. Occupied Bandwidth Plot (Band 30 - 5.0MHz QPSK - Full RB Configuration)

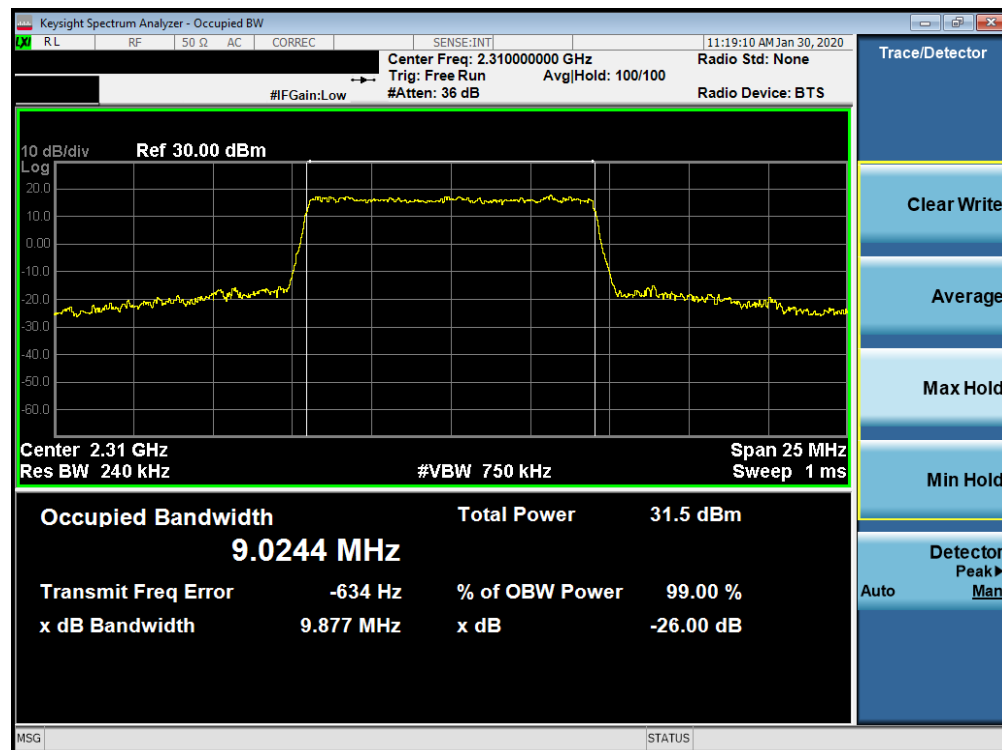


Plot 7-42. Occupied Bandwidth Plot (Band 30 - 5.0MHz 16-QAM - Full RB Configuration)

FCC ID: ZNFK300AM	<b>PCTEST</b>	MEASUREMENT REPORT (CERTIFICATION)	<b>LG</b>	Approved by: Quality Manager
Test Report S/N: 1M2001200008-03.ZNF	Test Dates: 01/12/2020 - 02/14/2020	EUT Type: Portable Handset		Page 34 of 134



Plot 7-43. Occupied Bandwidth Plot (Band 30 - 10.0MHz QPSK - Full RB Configuration)



Plot 7-44. Occupied Bandwidth Plot (Band 30 - 10.0MHz 16-QAM - Full RB Configuration)

FCC ID: ZNFK300AM	<b>PCTEST</b>	MEASUREMENT REPORT (CERTIFICATION)	<b>LG</b>	Approved by: Quality Manager
Test Report S/N: 1M2001200008-03.ZNF	Test Dates: 01/12/2020 - 02/14/2020	EUT Type: Portable Handset		Page 35 of 134

## 7.3 Spurious and Harmonic Emissions at Antenna Terminal

### Test Overview

The level of the carrier and the various conducted spurious and harmonic frequencies is measured by means of a calibrated spectrum analyzer. The spectrum is scanned from the lowest frequency generated in the equipment up to a frequency including its 10<sup>th</sup> harmonic. All out of band emissions are measured with a spectrum analyzer connected to the antenna terminal of the EUT while the EUT is operating at its maximum duty cycle, at maximum power, and at the appropriate frequencies. All data rates were investigated to determine the worst case configuration. All modes of operation were investigated and the worst case configuration results are reported in this section.

***The minimum permissible attenuation level of any spurious emission is  $43 + 10 \log_{10}(P_{[Watts]})$ , where P is the transmitter power in Watts.***

### Test Procedure Used


KDB 971168 D01 v03r01 – Section 6.0

### Test Settings

1. Start frequency was set to 30MHz and stop frequency was set to at least 10 \* the fundamental frequency (separated into at least two plots per channel)
2. Detector = RMS
3. Trace mode = trace average
4. Sweep time = auto couple
5. The trace was allowed to stabilize
6. Please see test notes below for RBW and VBW settings

### Test Setup

The EUT and measurement equipment were set up as shown in the diagram below.



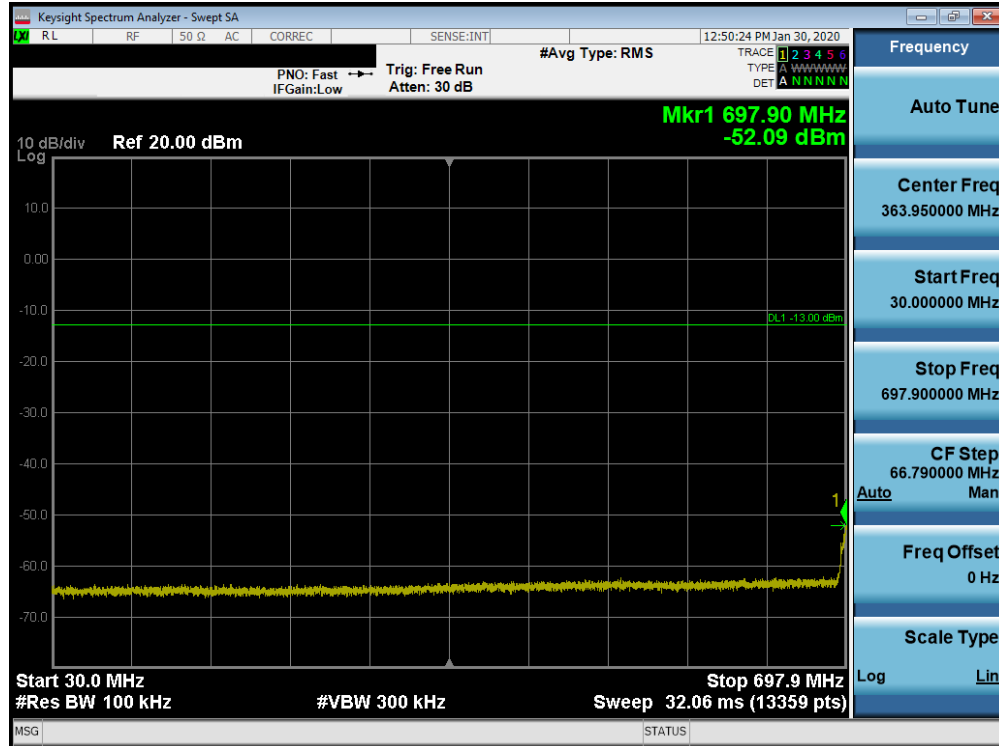
**Figure 7-2. Test Instrument & Measurement Setup**

### Test Notes

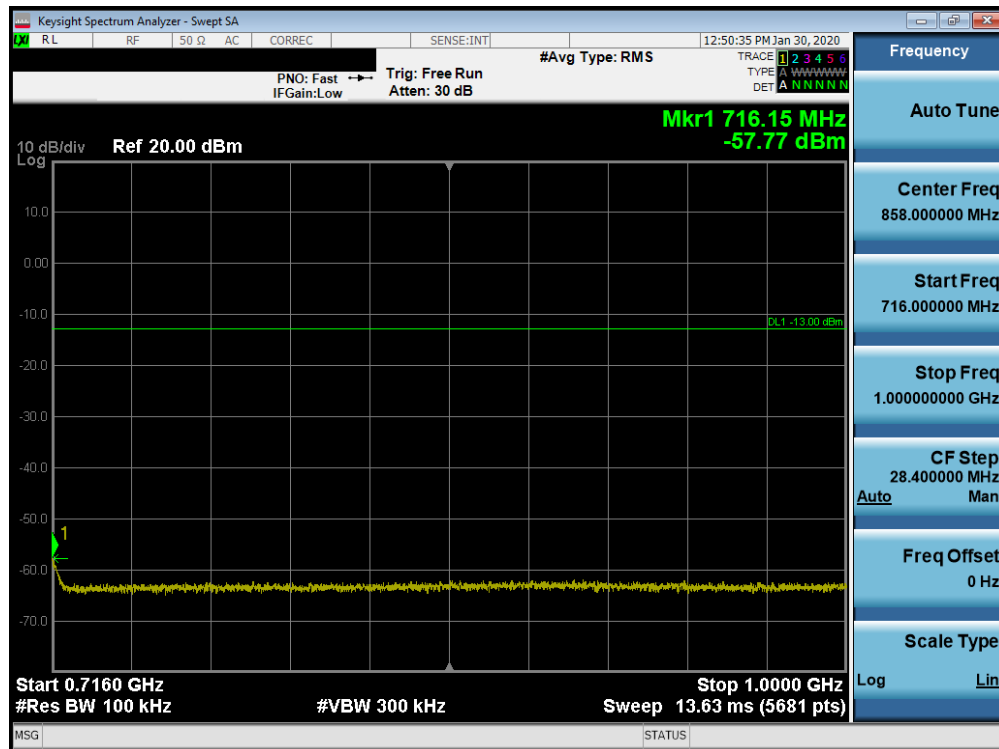
Compliance with the applicable limits is based on the use of measurement instrumentation employing a resolution bandwidth of 100 kHz or greater for frequencies less than 1 GHz and 1 MHz or greater for frequencies greater than 1 GHz. However, in the 1 MHz bands immediately outside and adjacent to the frequency block a resolution bandwidth of at least one percent of the emission bandwidth of the fundamental emission of the transmitter may be employed. The emission bandwidth is defined as the width of the signal between two points, one below the carrier center frequency and one above the carrier center frequency, outside of which all emission are attenuated at least 26 dB below the transmitter power.

FCC ID: ZNFK300AM		MEASUREMENT REPORT (CERTIFICATION)		Approved by: Quality Manager
Test Report S/N: 1M2001200008-03.ZNF	Test Dates: 01/12/2020 - 02/14/2020	EUT Type: Portable Handset		Page 36 of 134

## Band 12

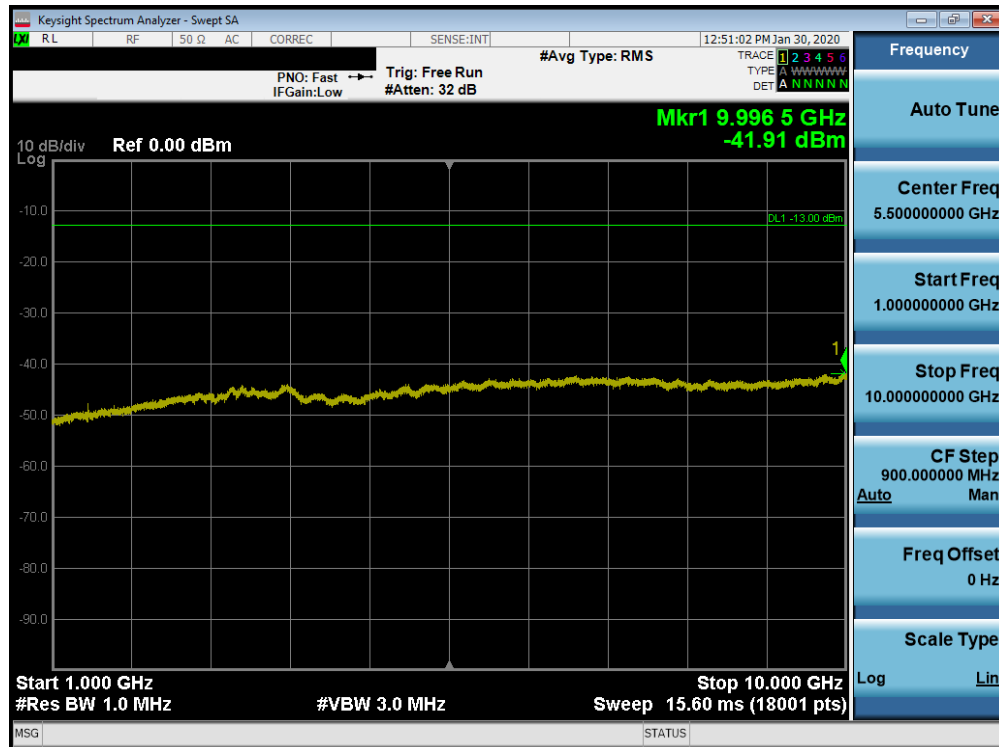


Plot 7-45. Conducted Spurious Plot (Band 12 - 10.0MHz QPSK - RB Size 1, RB Offset 0 - Low Channel)

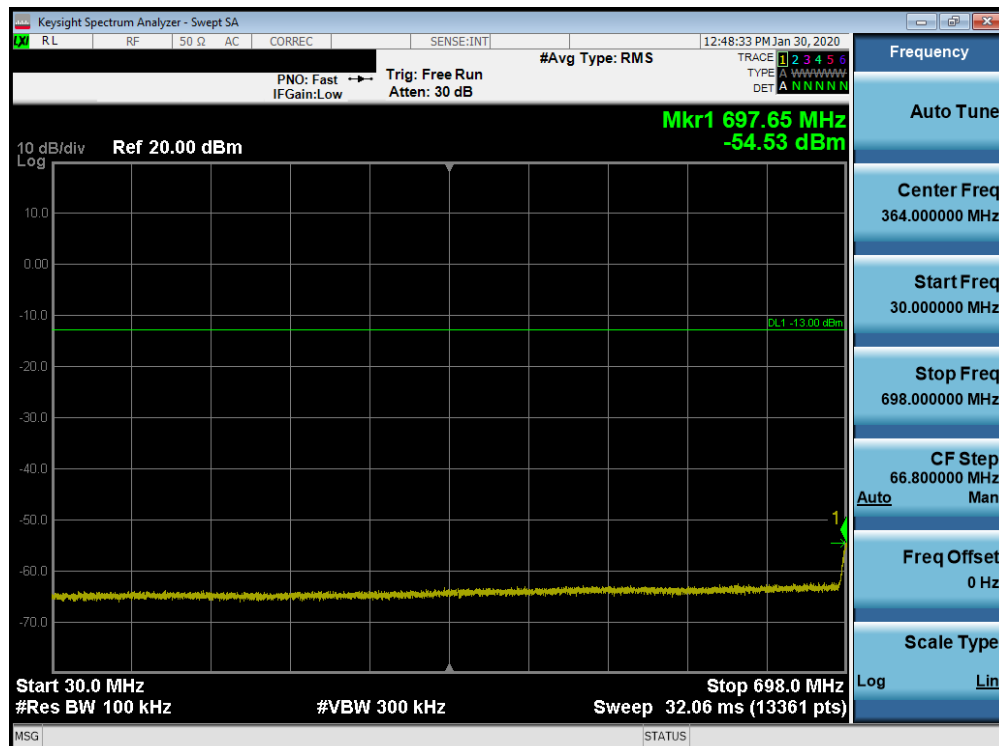


Plot 7-46. Conducted Spurious Plot (Band 12 - 10.0MHz QPSK - RB Size 1, RB Offset 0 - Low Channel)

FCC ID: ZNFK300AM	<b>PCTEST</b>	MEASUREMENT REPORT (CERTIFICATION)	LG	Approved by: Quality Manager
Test Report S/N: 1M2001200008-03.ZNF	Test Dates: 01/12/2020 - 02/14/2020	EUT Type: Portable Handset		Page 37 of 134

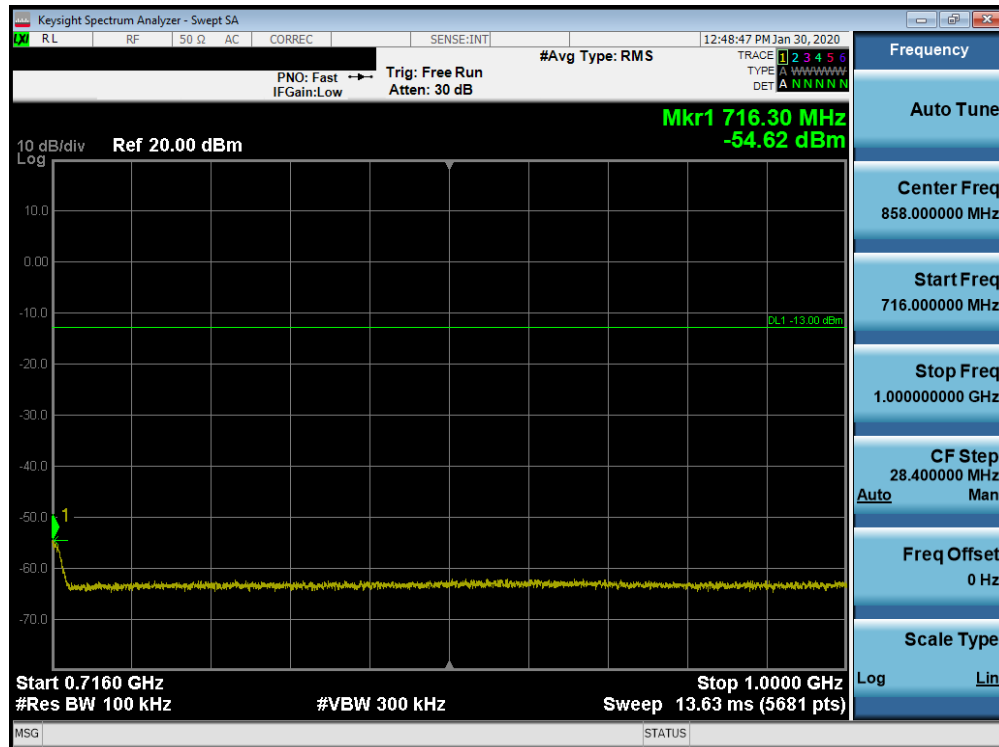


Plot 7-47. Conducted Spurious Plot (Band 12 - 10.0MHz QPSK - RB Size 1, RB Offset 0 - Low Channel)

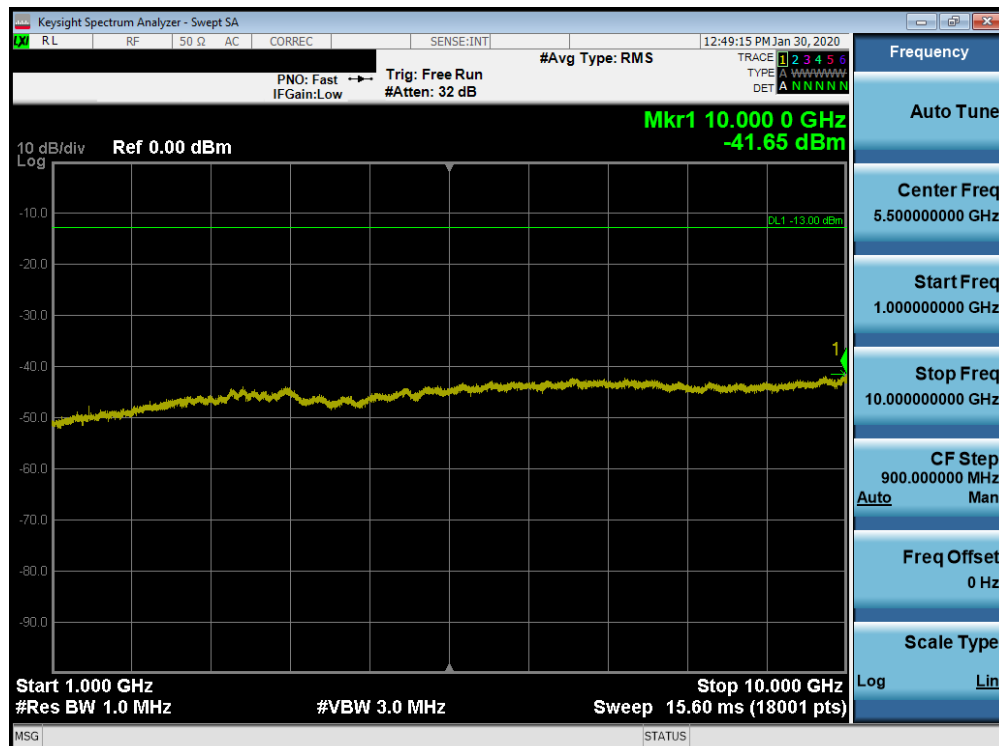


Plot 7-48. Conducted Spurious Plot (Band 12 - 10.0MHz QPSK - RB Size 1, RB Offset 0 - Mid Channel)

FCC ID: ZNFK300AM	<b>PCTEST</b>	MEASUREMENT REPORT (CERTIFICATION)	LG	Approved by: Quality Manager
Test Report S/N: 1M2001200008-03.ZNF	Test Dates: 01/12/2020 - 02/14/2020	EUT Type: Portable Handset		Page 38 of 134

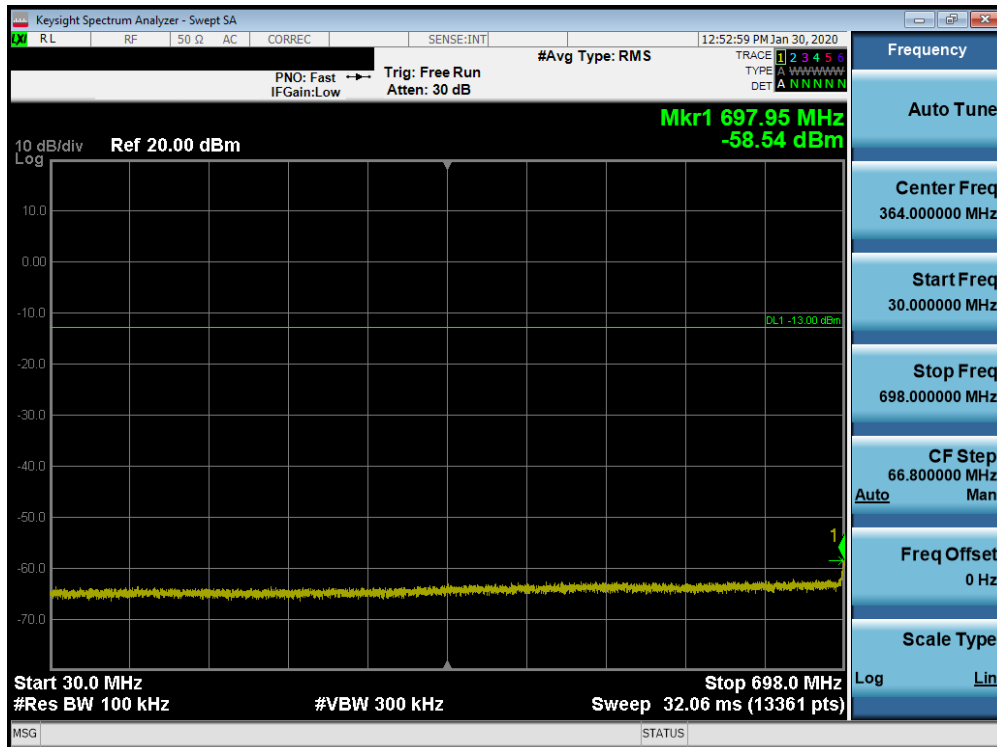


Plot 7-49. Conducted Spurious Plot (Band 12 - 10.0MHz QPSK - RB Size 1, RB Offset 0 - Mid Channel)

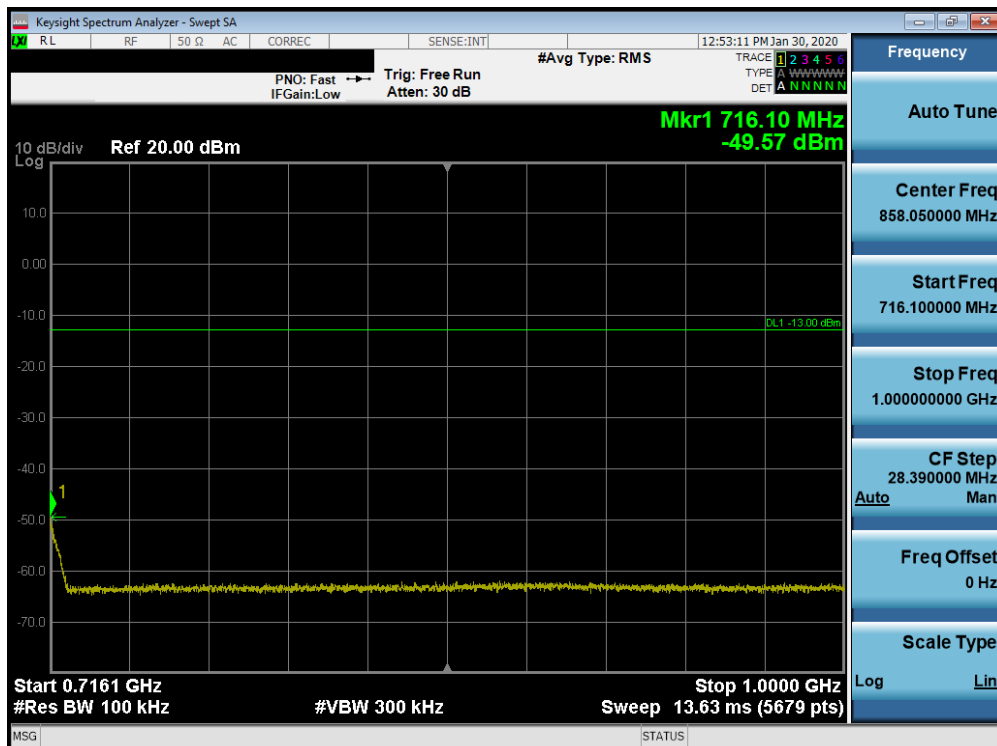


Plot 7-50. Conducted Spurious Plot (Band 12 - 10.0MHz QPSK - RB Size 1, RB Offset 0 - Mid Channel)

FCC ID: ZNFK300AM	<b>PCTEST</b>	MEASUREMENT REPORT (CERTIFICATION)	LG	Approved by: Quality Manager
Test Report S/N: 1M2001200008-03.ZNF	Test Dates: 01/12/2020 - 02/14/2020	EUT Type: Portable Handset		Page 39 of 134

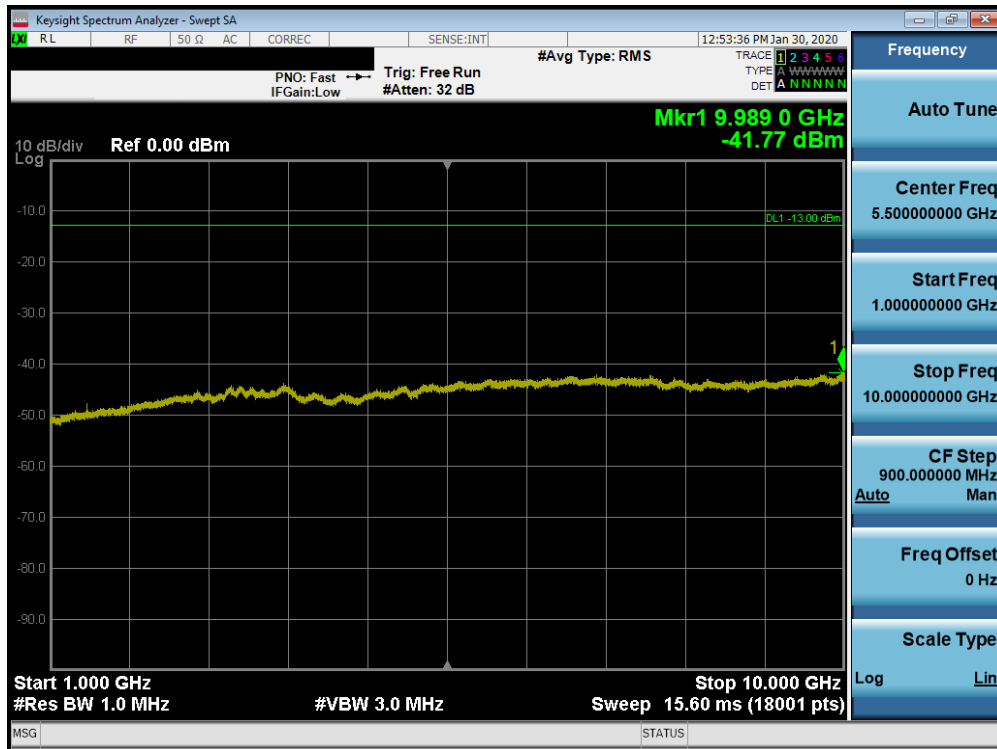


Plot 7-51. Conducted Spurious Plot (Band 12 - 10.0MHz QPSK - RB Size 1, RB Offset 0 - High Channel)



Plot 7-52. Conducted Spurious Plot (Band 12 - 10.0MHz QPSK - RB Size 1, RB Offset 0 - High Channel)

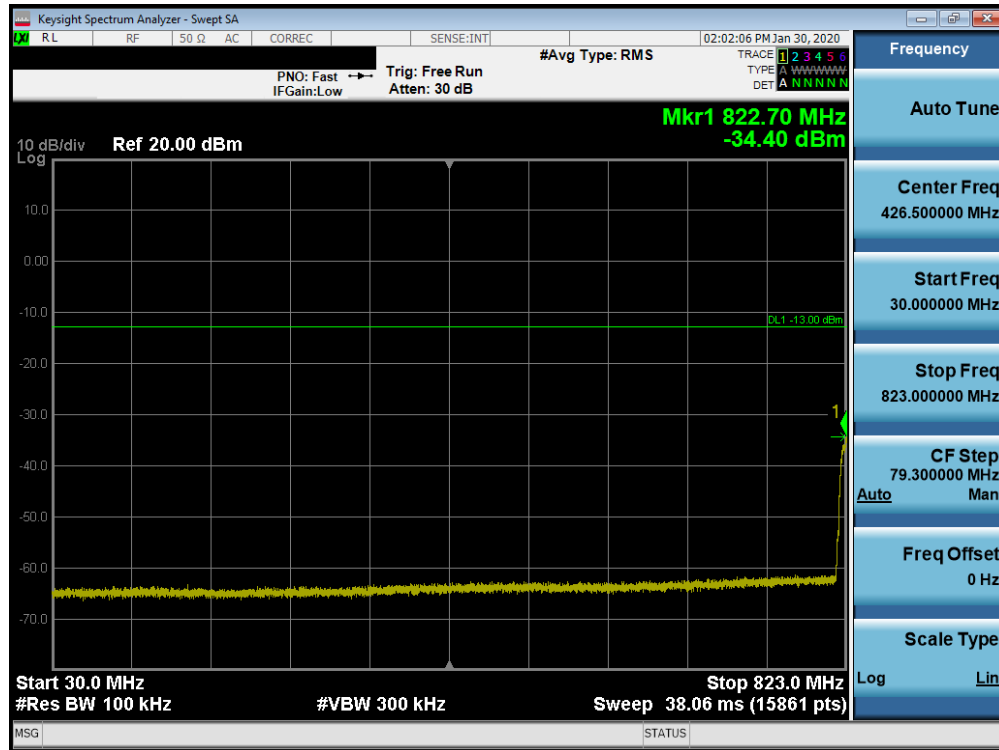
FCC ID: ZNFK300AM	<b>PCTEST</b>	MEASUREMENT REPORT (CERTIFICATION)	LG	Approved by: Quality Manager
Test Report S/N: 1M2001200008-03.ZNF	Test Dates: 01/12/2020 - 02/14/2020	EUT Type: Portable Handset		Page 40 of 134



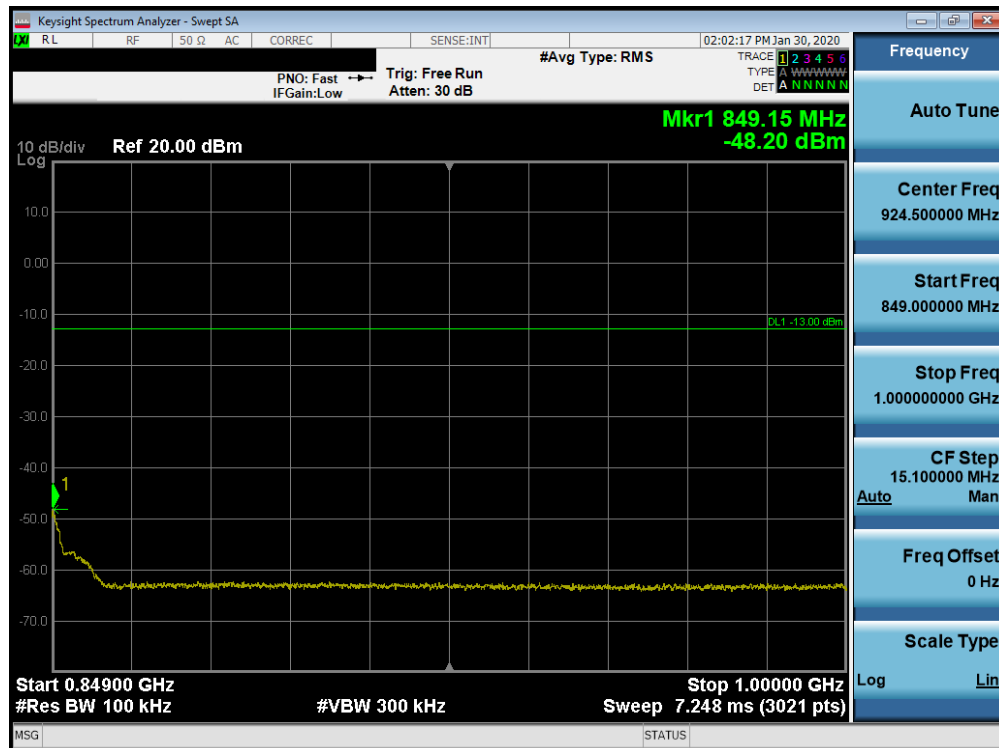
Plot 7-53. Conducted Spurious Plot (Band 12 - 10.0MHz QPSK - RB Size 1, RB Offset 0 - High Channel)

FCC ID: ZNFK300AM	<b>PCTEST</b>	MEASUREMENT REPORT (CERTIFICATION)	LG	Approved by: Quality Manager
Test Report S/N: 1M2001200008-03.ZNF	Test Dates: 01/12/2020 - 02/14/2020	EUT Type: Portable Handset		Page 41 of 134

## Band 5

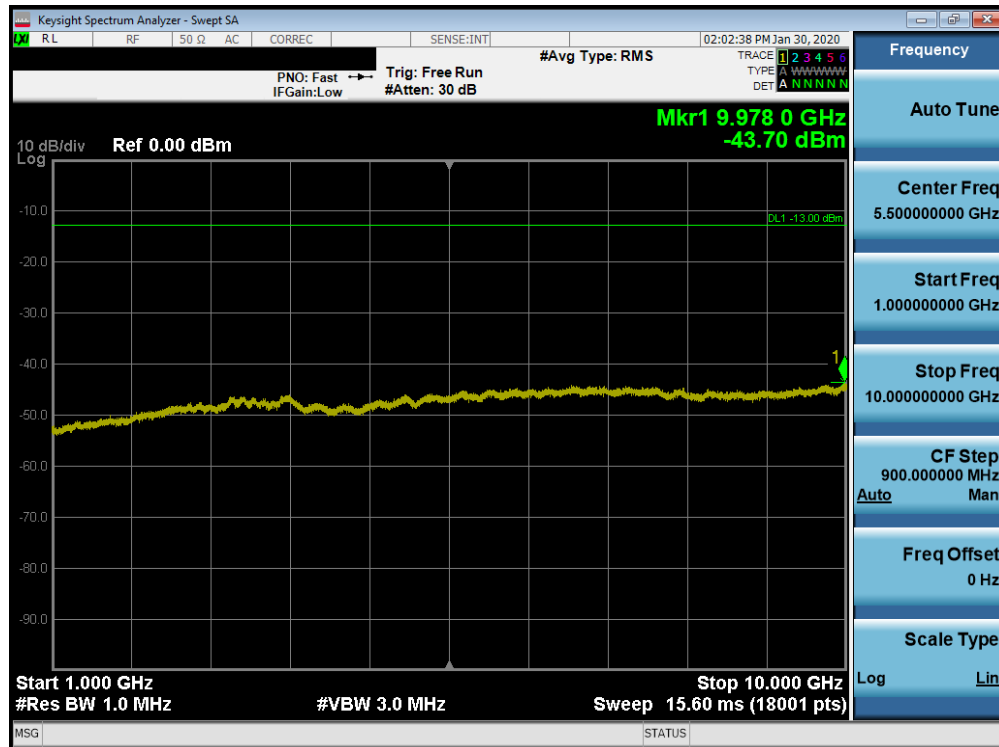


Plot 7-54. Conducted Spurious Plot (Band 5 - 10.0MHz QPSK - RB Size 1, RB Offset 0 - Low Channel)

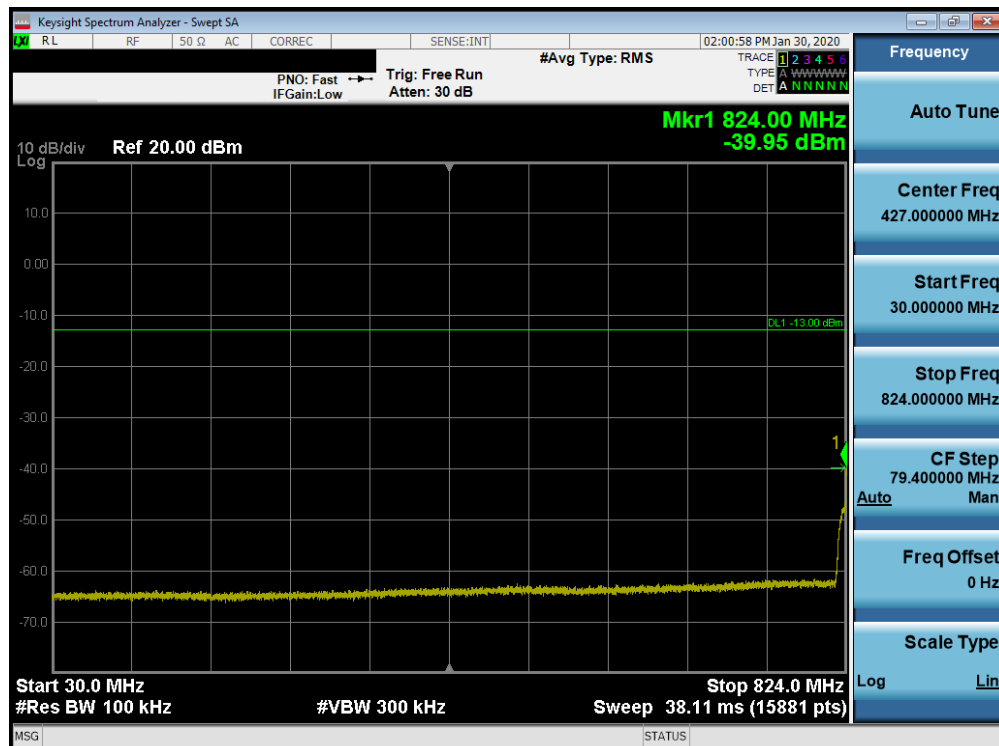


Plot 7-55. Conducted Spurious Plot (Band 5 - 10.0MHz QPSK - RB Size 1, RB Offset 0 - Low Channel)

FCC ID: ZNFK300AM	<b>PCTEST</b>	MEASUREMENT REPORT (CERTIFICATION)	LG	Approved by: Quality Manager
Test Report S/N: 1M2001200008-03.ZNF	Test Dates: 01/12/2020 - 02/14/2020	EUT Type: Portable Handset		Page 42 of 134

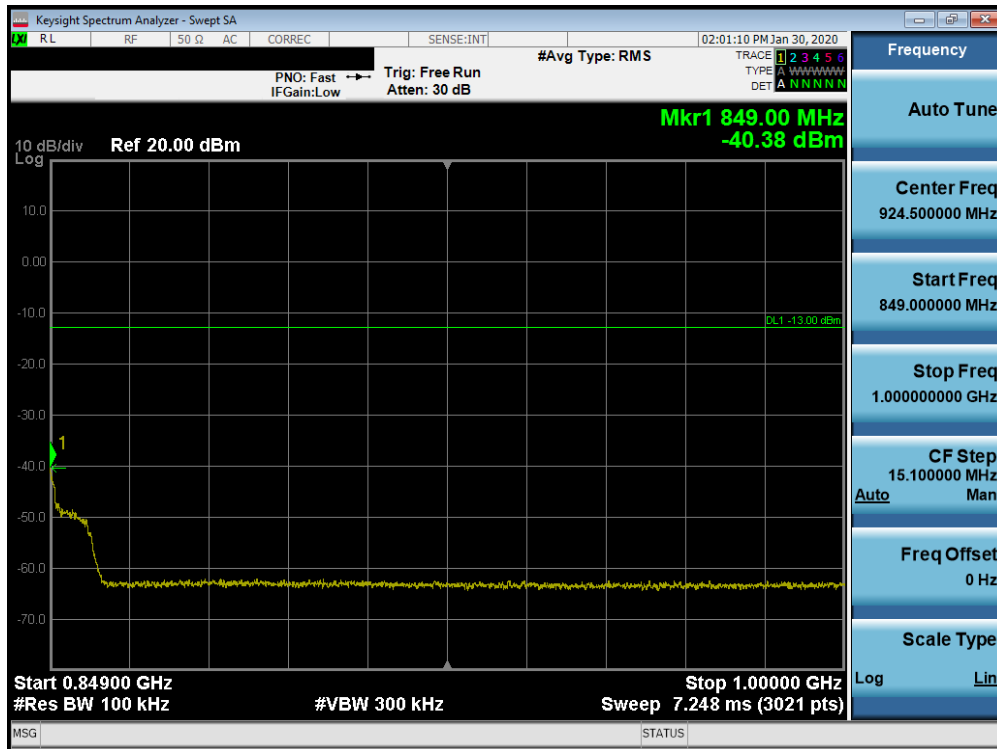


Plot 7-56. Conducted Spurious Plot (Band 5 - 10.0MHz QPSK - RB Size 1, RB Offset 0 - Low Channel)

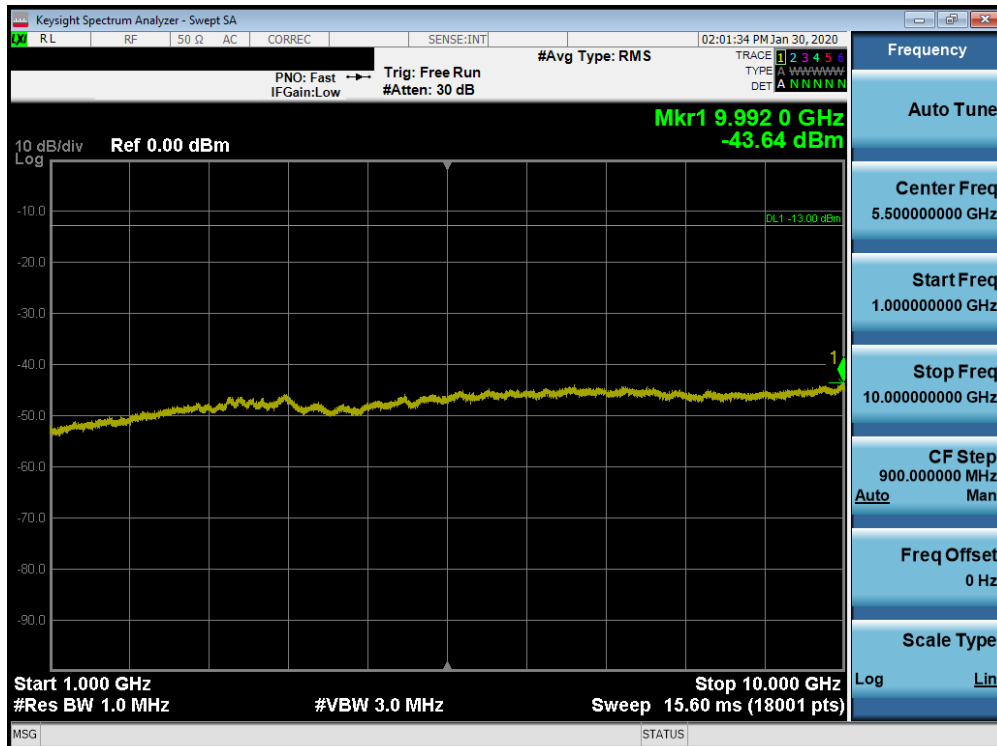


Plot 7-57. Conducted Spurious Plot (Band 5 - 10.0MHz QPSK - RB Size 1, RB Offset 0 - Mid Channel)

FCC ID: ZNFK300AM	<b>PCTEST</b>	MEASUREMENT REPORT (CERTIFICATION)	LG	Approved by: Quality Manager
Test Report S/N: 1M2001200008-03.ZNF	Test Dates: 01/12/2020 - 02/14/2020	EUT Type: Portable Handset		Page 43 of 134

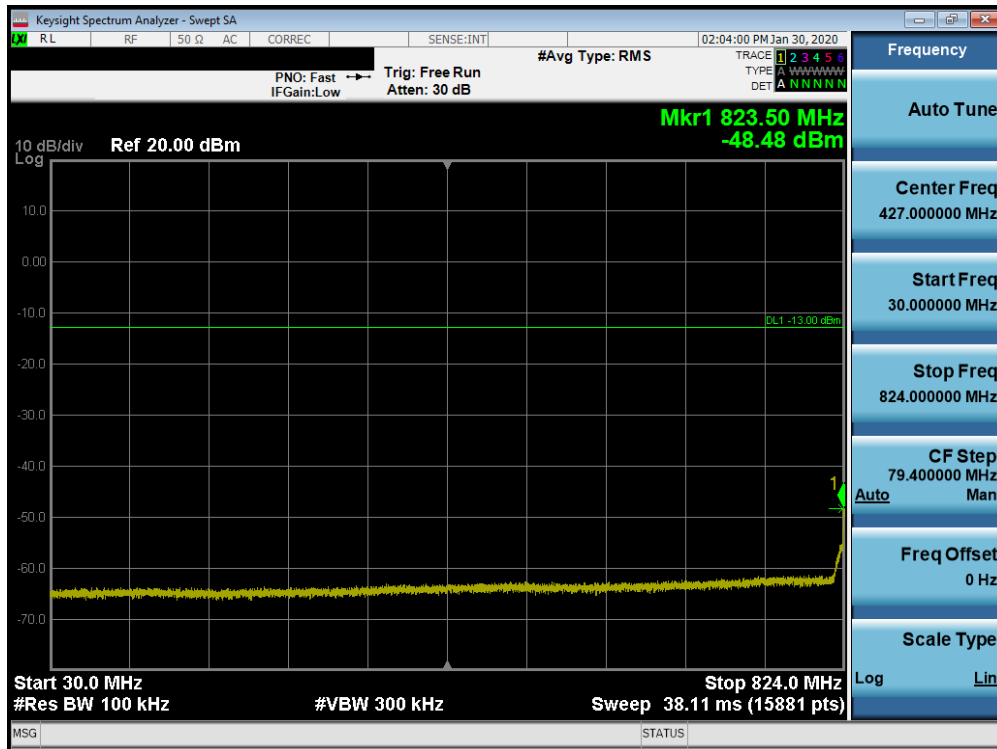


Plot 7-58. Conducted Spurious Plot (Band 5 - 10.0MHz QPSK - RB Size 1, RB Offset 0 - Mid Channel)

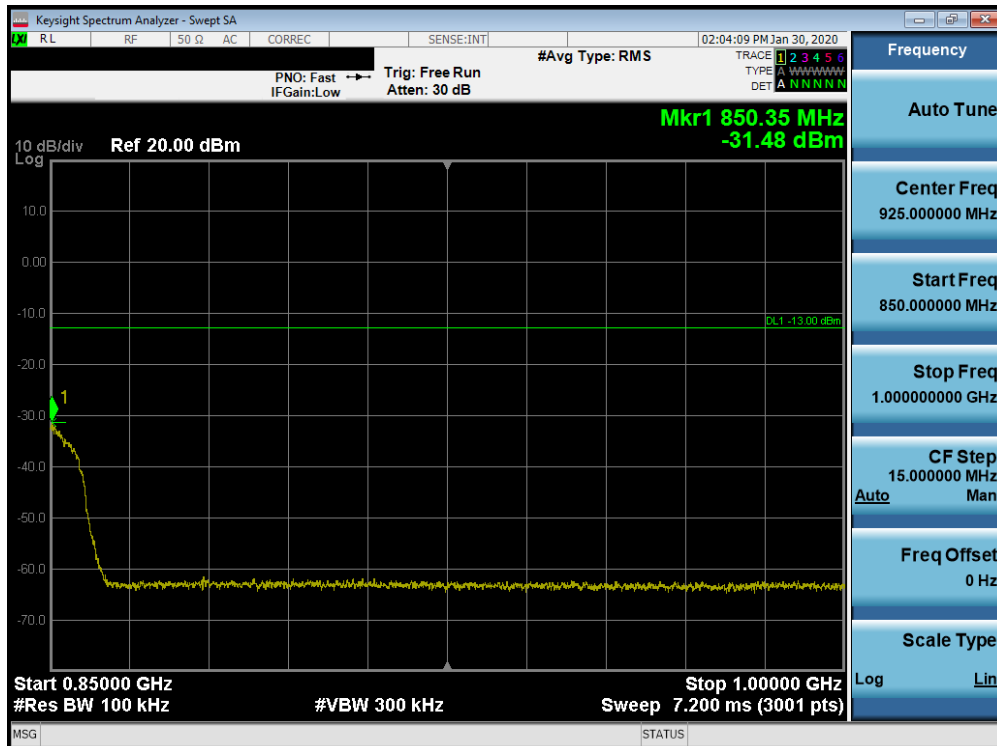


Plot 7-59. Conducted Spurious Plot (Band 5 - 10.0MHz QPSK - RB Size 1, RB Offset 0 - Mid Channel)

FCC ID: ZNFK300AM	<b>PCTEST</b>	MEASUREMENT REPORT (CERTIFICATION)	LG	Approved by: Quality Manager
Test Report S/N: 1M2001200008-03.ZNF	Test Dates: 01/12/2020 - 02/14/2020	EUT Type: Portable Handset		Page 44 of 134

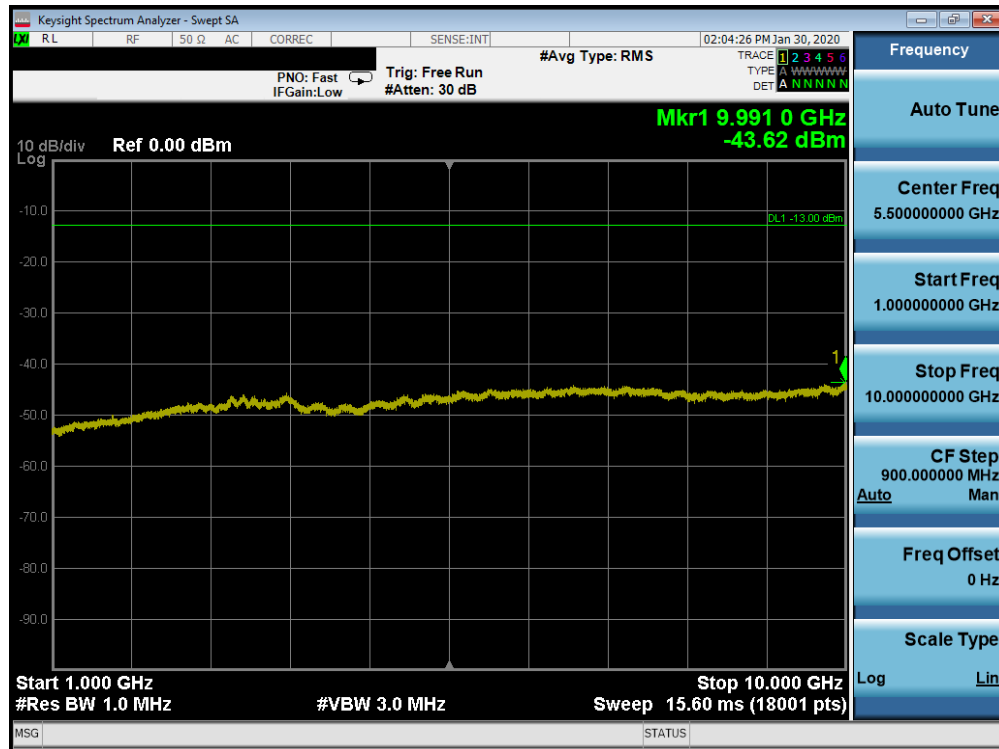


Plot 7-60. Conducted Spurious Plot (Band 5 - 10.0MHz QPSK - RB Size 1, RB Offset 0 - High Channel)



Plot 7-61. Conducted Spurious Plot (Band 5 - 10.0MHz QPSK - RB Size 1, RB Offset 0 - High Channel)

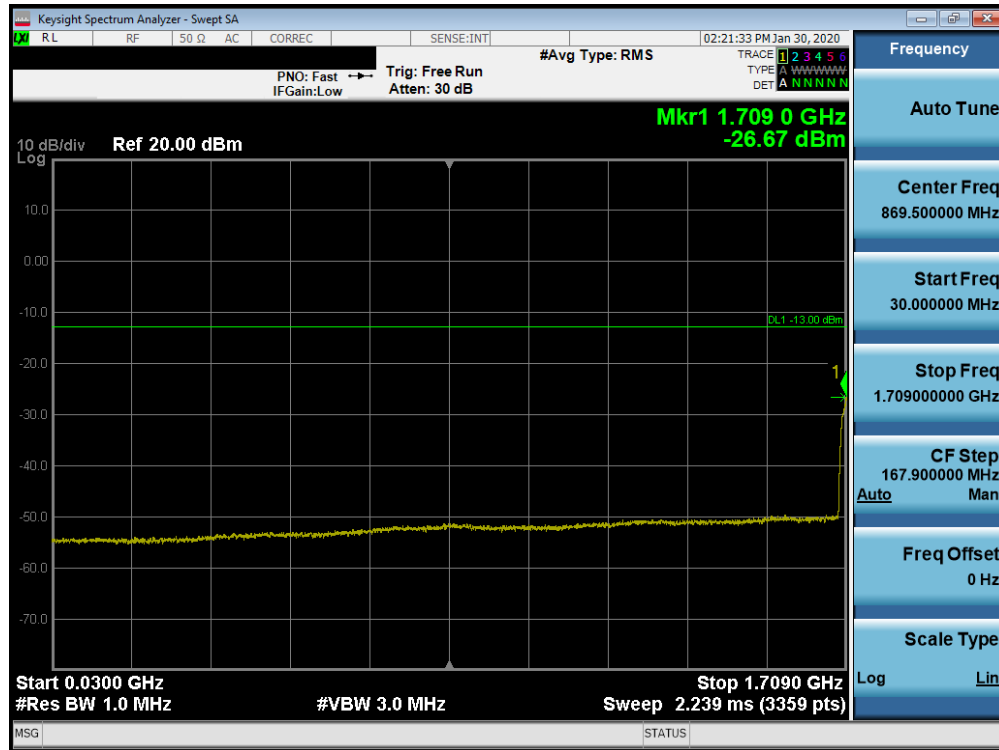
FCC ID: ZNFK300AM	<b>PCTEST</b>	MEASUREMENT REPORT (CERTIFICATION)	LG	Approved by: Quality Manager
Test Report S/N: 1M2001200008-03.ZNF	Test Dates: 01/12/2020 - 02/14/2020	EUT Type: Portable Handset		Page 45 of 134



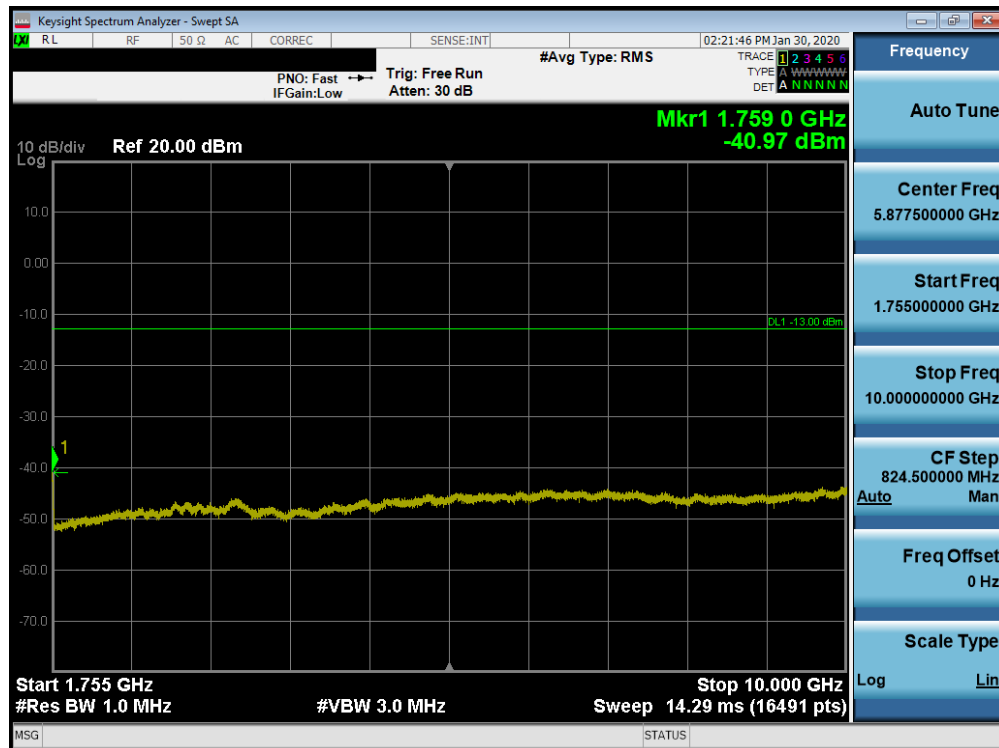
Plot 7-62. Conducted Spurious Plot (Band 5 - 10.0MHz QPSK - RB Size 1, RB Offset 0 - High Channel)

FCC ID: ZNFK300AM	<b>PCTEST</b>	MEASUREMENT REPORT (CERTIFICATION)	LG	Approved by: Quality Manager
Test Report S/N: 1M2001200008-03.ZNF	Test Dates: 01/12/2020 - 02/14/2020	EUT Type: Portable Handset		Page 46 of 134

## Band 4

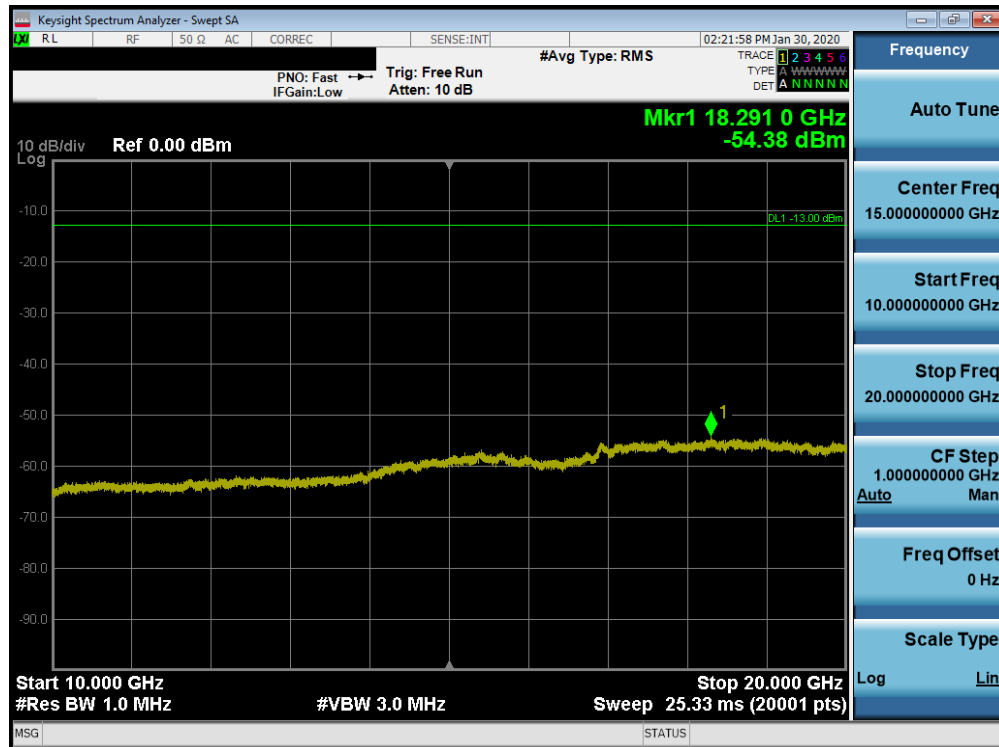


Plot 7-63. Conducted Spurious Plot (Band 4 - 20.0MHz QPSK - RB Size 1, RB Offset 0 - Low Channel)

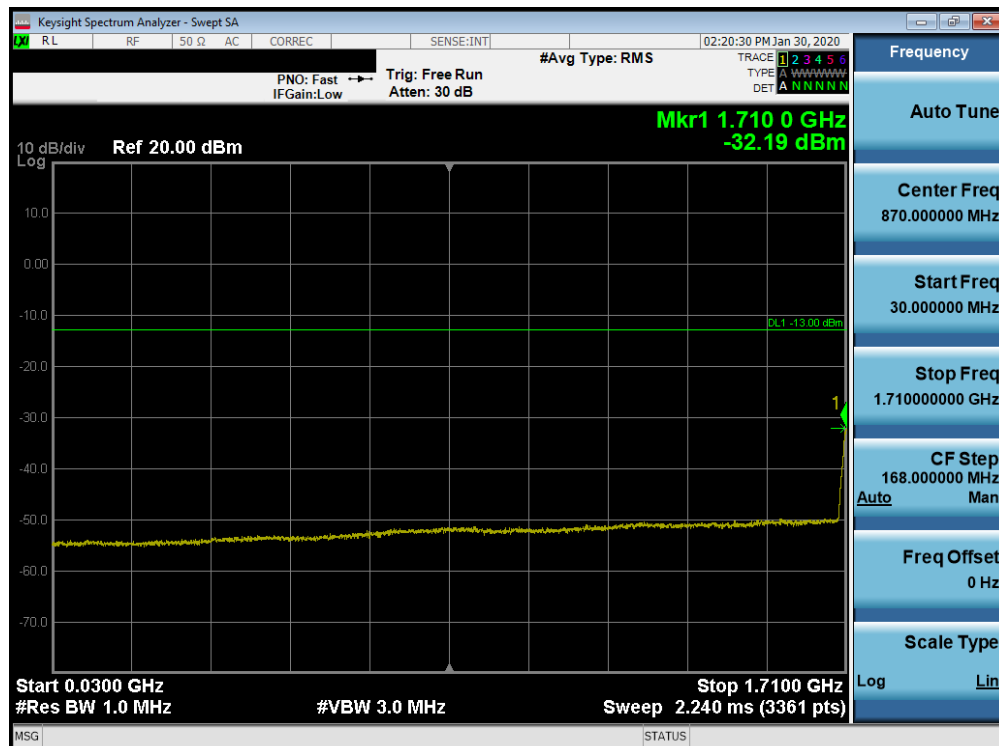


Plot 7-64. Conducted Spurious Plot (Band 4 - 20.0MHz QPSK - RB Size 1, RB Offset 0 - Low Channel)

FCC ID: ZNFK300AM	<b>PCTEST</b>	MEASUREMENT REPORT (CERTIFICATION)	LG	Approved by: Quality Manager
Test Report S/N: 1M2001200008-03.ZNF	Test Dates: 01/12/2020 - 02/14/2020	EUT Type: Portable Handset		Page 47 of 134

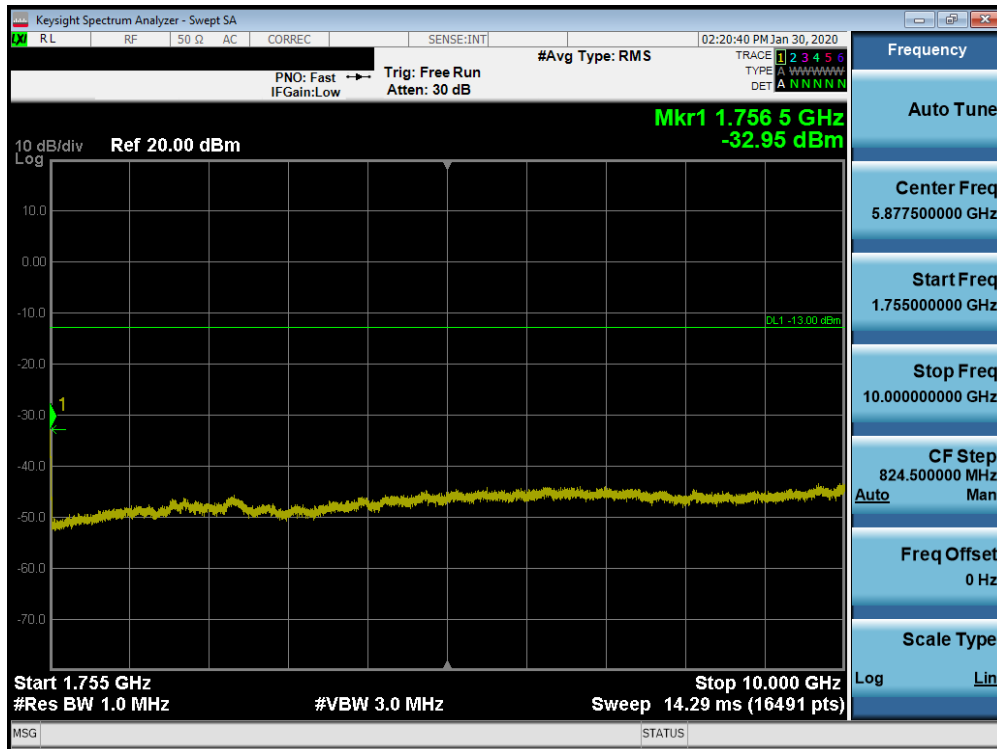


Plot 7-65. Conducted Spurious Plot (Band 4 - 20.0MHz QPSK - RB Size 1, RB Offset 0 - Low Channel)

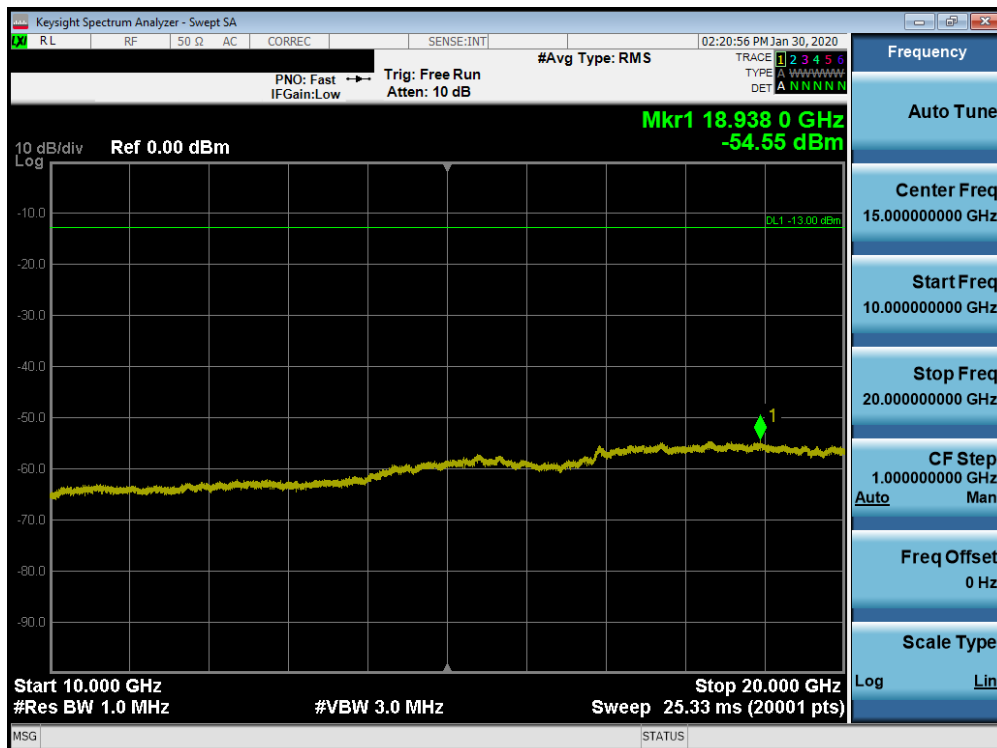


Plot 7-66. Conducted Spurious Plot (Band 4 - 20.0MHz QPSK - RB Size 1, RB Offset 0 - Mid Channel)

FCC ID: ZNFK300AM	<b>PCTEST</b>	MEASUREMENT REPORT (CERTIFICATION)	LG	Approved by: Quality Manager
Test Report S/N: 1M2001200008-03.ZNF	Test Dates: 01/12/2020 - 02/14/2020	EUT Type: Portable Handset		Page 48 of 134

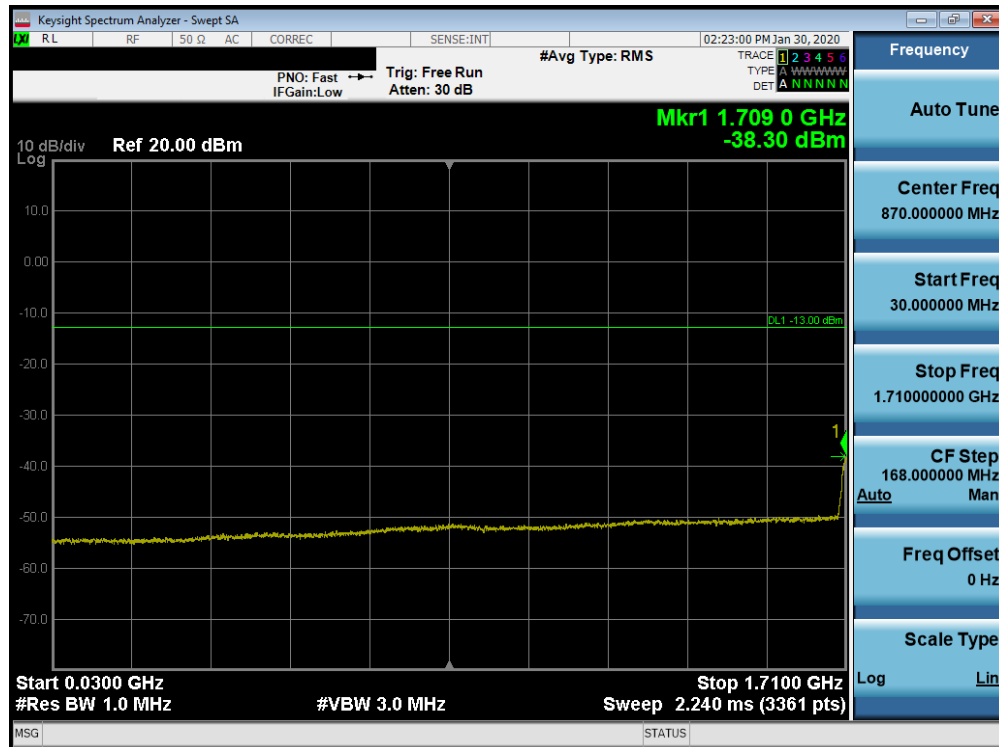


Plot 7-67. Conducted Spurious Plot (Band 4 - 20.0MHz QPSK - RB Size 1, RB Offset 0 - Mid Channel)

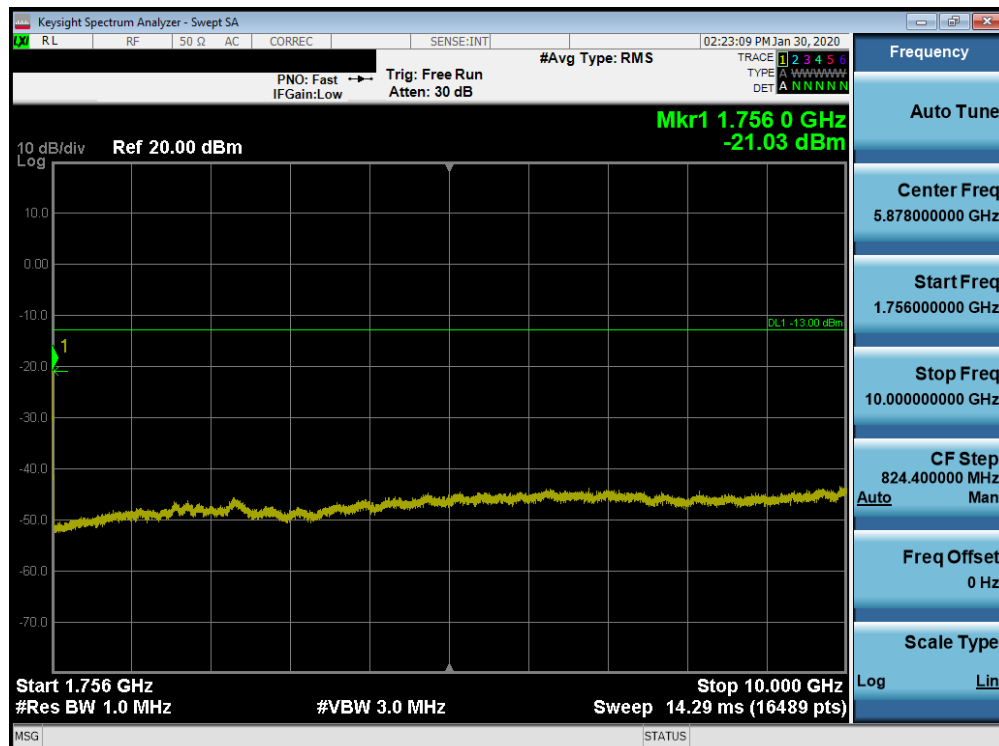


Plot 7-68. Conducted Spurious Plot (Band 4 - 20.0MHz QPSK - RB Size 1, RB Offset 0 - Mid Channel)

FCC ID: ZNFK300AM		MEASUREMENT REPORT (CERTIFICATION)		Approved by: Quality Manager
Test Report S/N: 1M2001200008-03.ZNF	Test Dates: 01/12/2020 - 02/14/2020	EUT Type: Portable Handset		Page 49 of 134

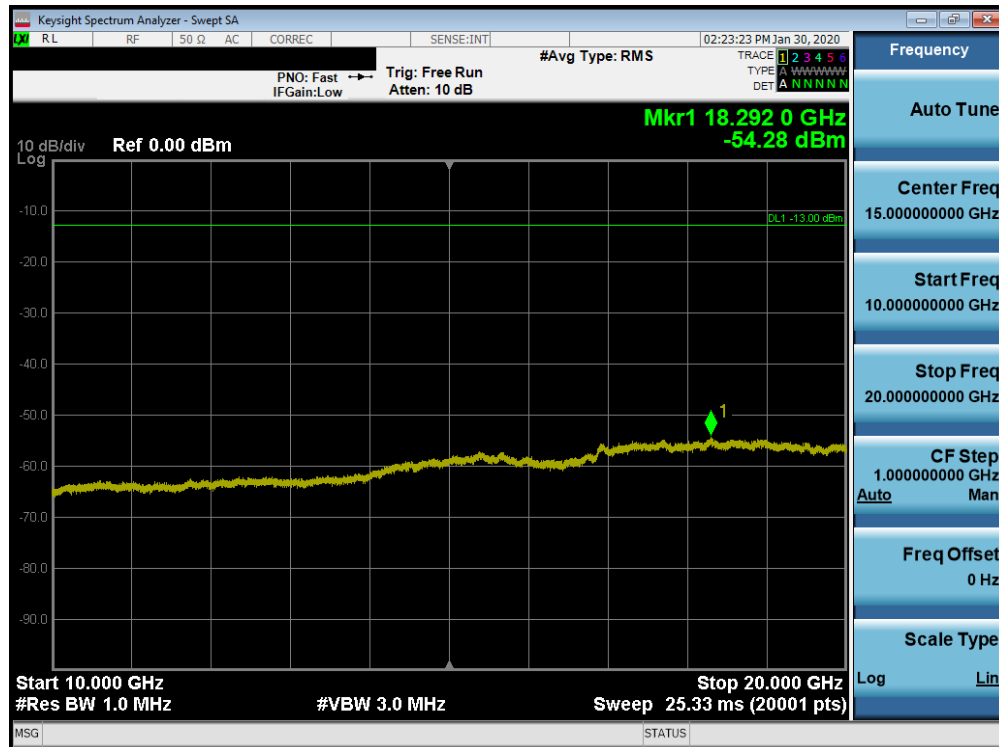


Plot 7-69. Conducted Spurious Plot (Band 4 - 20.0MHz QPSK - RB Size 1, RB Offset 0 - High Channel)



Plot 7-70. Conducted Spurious Plot (Band 4 - 20.0MHz QPSK - RB Size 1, RB Offset 0 - High Channel)

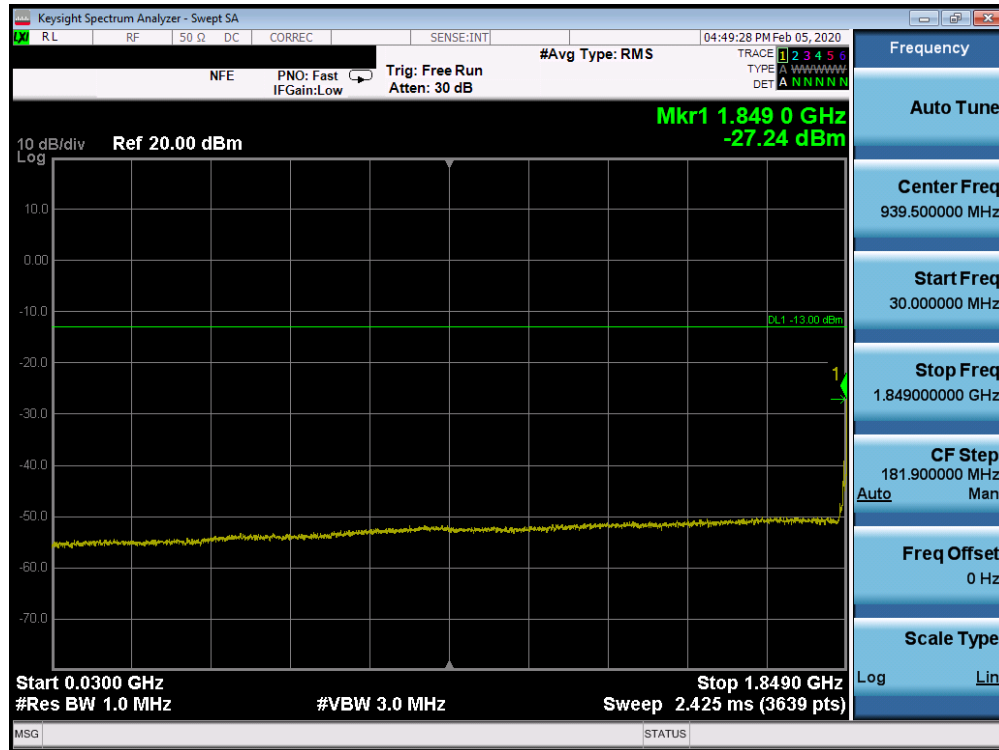
FCC ID: ZNFK300AM	<b>PCTEST</b>	MEASUREMENT REPORT (CERTIFICATION)	LG	Approved by: Quality Manager
Test Report S/N: 1M2001200008-03.ZNF	Test Dates: 01/12/2020 - 02/14/2020	EUT Type: Portable Handset		Page 50 of 134



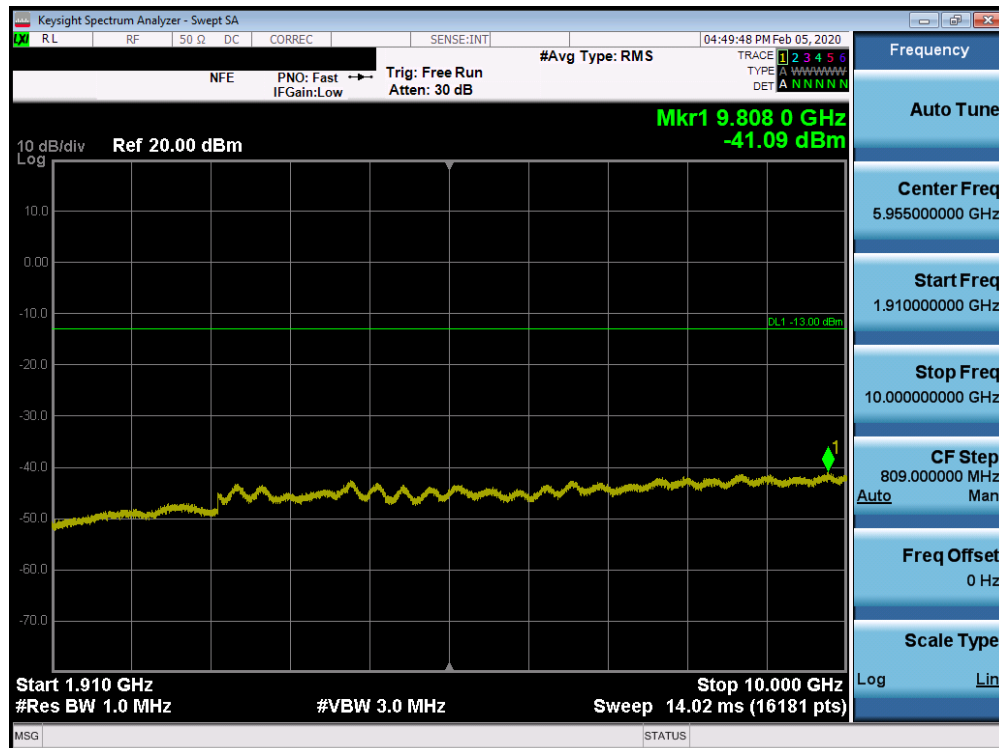
Plot 7-71. Conducted Spurious Plot (Band 4 - 20.0MHz QPSK - RB Size 1, RB Offset 0 - High Channel)

FCC ID: ZNFK300AM	<b>PCTEST</b>	MEASUREMENT REPORT (CERTIFICATION)	LG	Approved by: Quality Manager
Test Report S/N: 1M2001200008-03.ZNF	Test Dates: 01/12/2020 - 02/14/2020	EUT Type: Portable Handset		Page 51 of 134

## Band 2

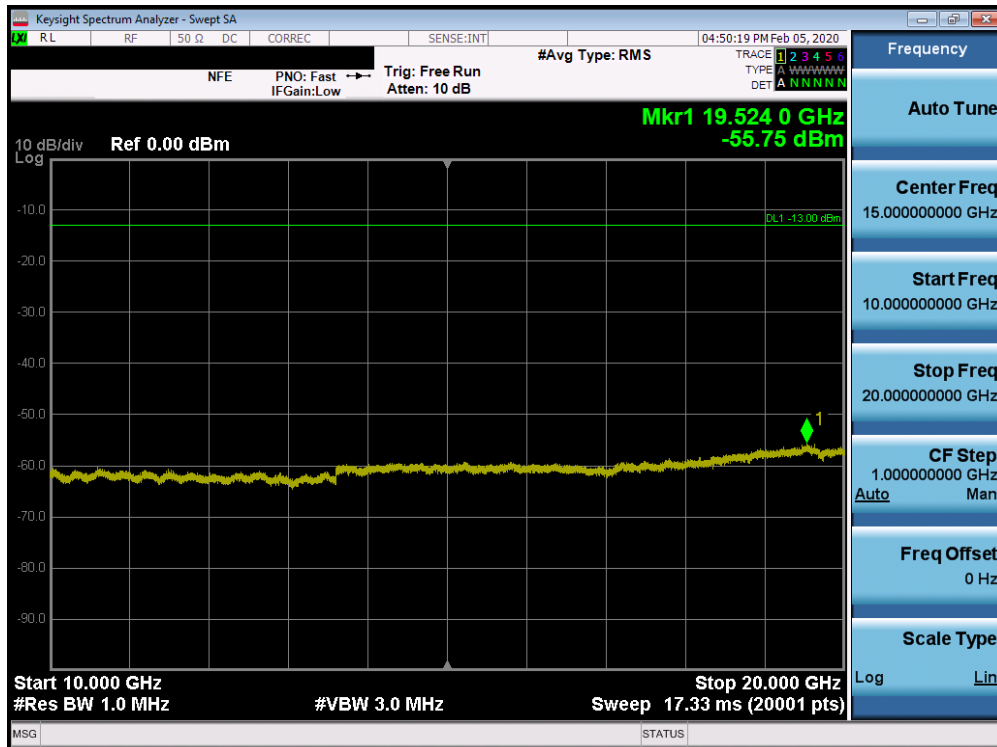


Plot 7-72. Conducted Spurious Plot (Band 2 - 20.0MHz QPSK - RB Size 1, RB Offset 0 - Low Channel)



Plot 7-73. Conducted Spurious Plot (Band 2 - 20.0MHz QPSK - RB Size 1, RB Offset 0 - Low Channel)

FCC ID: ZNFK300AM	<b>PCTEST</b>	MEASUREMENT REPORT (CERTIFICATION)	LG	Approved by: Quality Manager
Test Report S/N: 1M2001200008-03.ZNF	Test Dates: 01/12/2020 - 02/14/2020	EUT Type: Portable Handset		Page 52 of 134

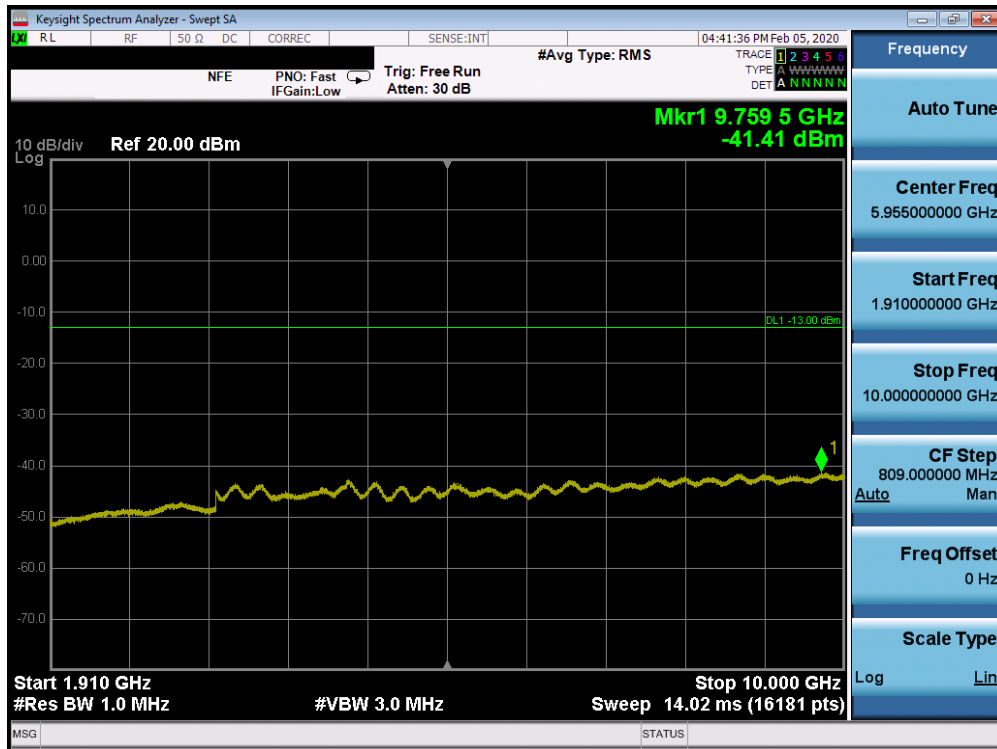


Plot 7-74. Conducted Spurious Plot (Band 2 - 20.0MHz QPSK - RB Size 1, RB Offset 0 - Low Channel)

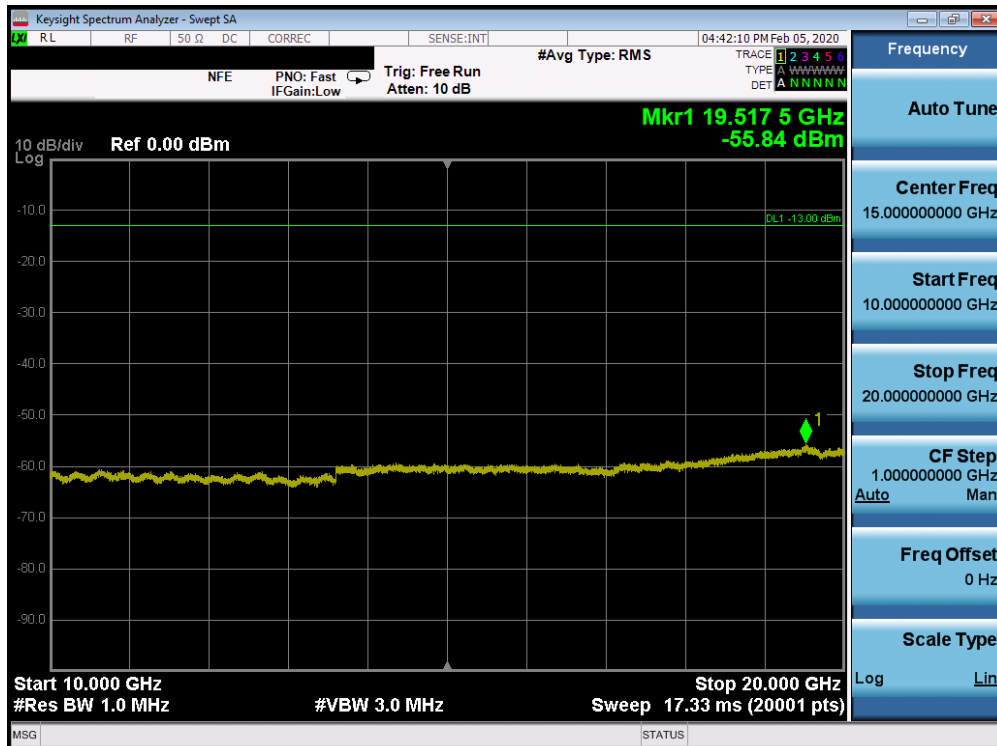


Plot 7-75. Conducted Spurious Plot (Band 2 - 20.0MHz QPSK - RB Size 1, RB Offset 0 - Mid Channel)

FCC ID: ZNFK300AM	<b>PCTEST</b>	MEASUREMENT REPORT (CERTIFICATION)	LG	Approved by: Quality Manager
Test Report S/N: 1M2001200008-03.ZNF	Test Dates: 01/12/2020 - 02/14/2020	EUT Type: Portable Handset		Page 53 of 134

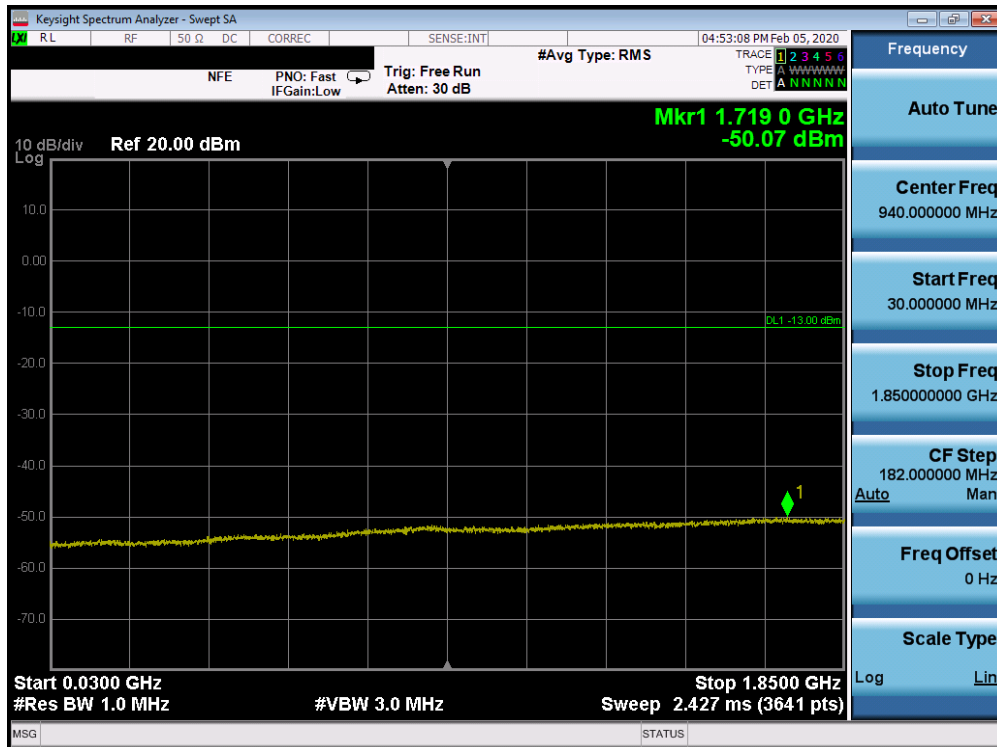


Plot 7-76. Conducted Spurious Plot (Band 2 - 20.0MHz QPSK - RB Size 1, RB Offset 0 - Mid Channel)

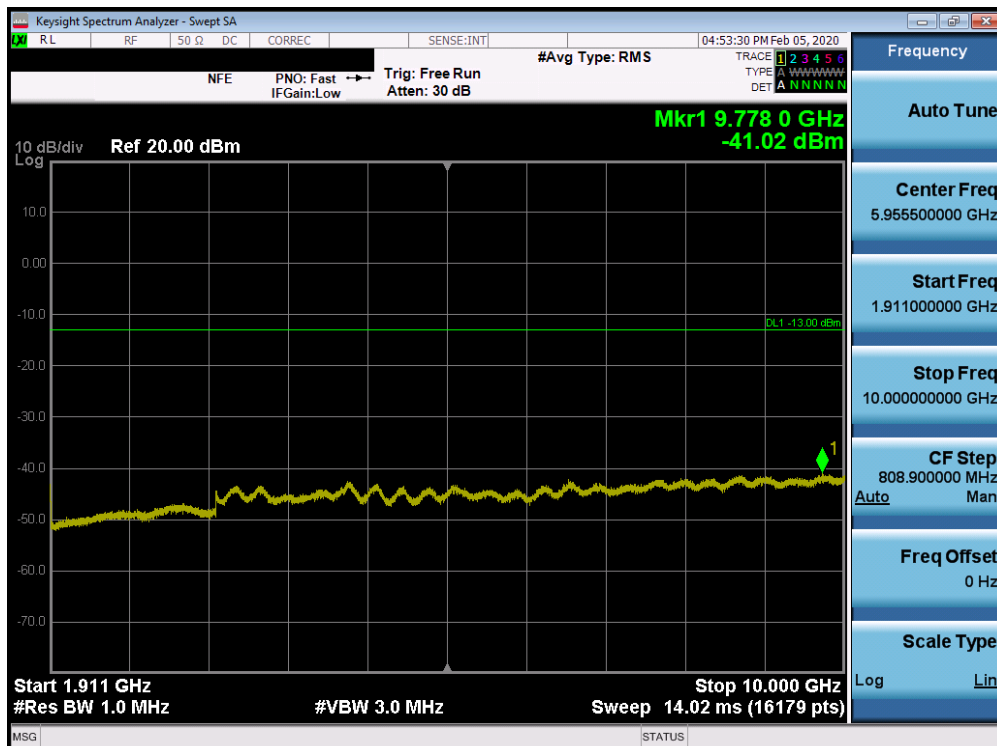


Plot 7-77. Conducted Spurious Plot (Band 2 - 20.0MHz QPSK - RB Size 1, RB Offset 0 - Mid Channel)

FCC ID: ZNFK300AM	<b>PCTEST</b>	MEASUREMENT REPORT (CERTIFICATION)	LG	Approved by: Quality Manager
Test Report S/N: 1M2001200008-03.ZNF	Test Dates: 01/12/2020 - 02/14/2020	EUT Type: Portable Handset		Page 54 of 134

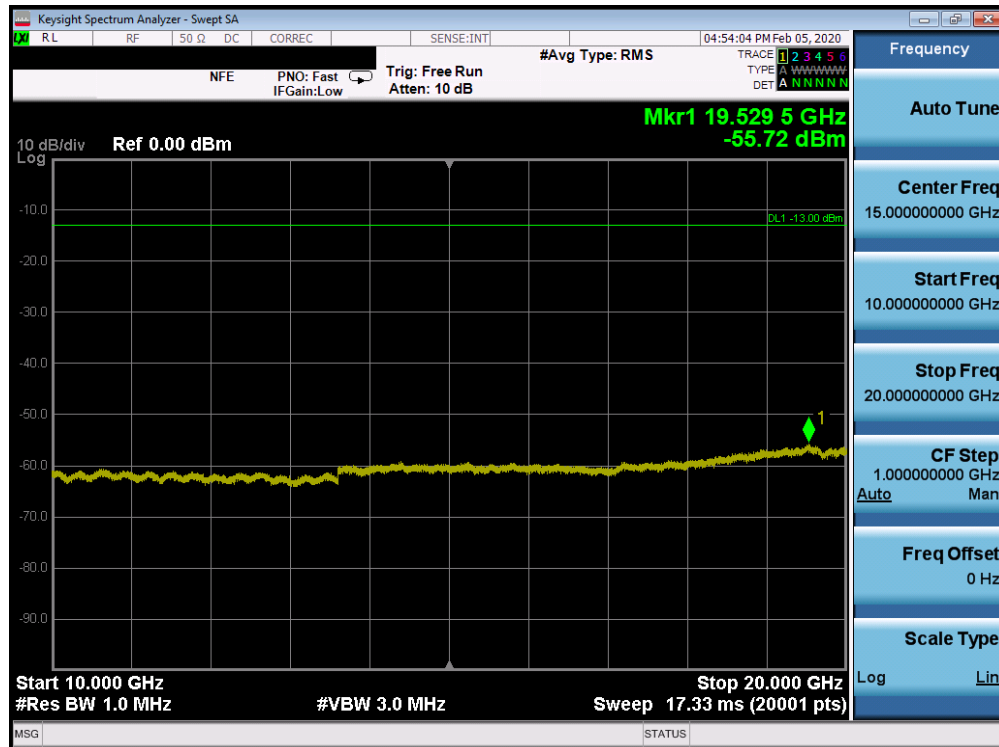


Plot 7-78. Conducted Spurious Plot (Band 2 - 20.0MHz QPSK - RB Size 1, RB Offset 0 - High Channel)



Plot 7-79. Conducted Spurious Plot (Band 2 - 20.0MHz QPSK - RB Size 1, RB Offset 0 - High Channel)

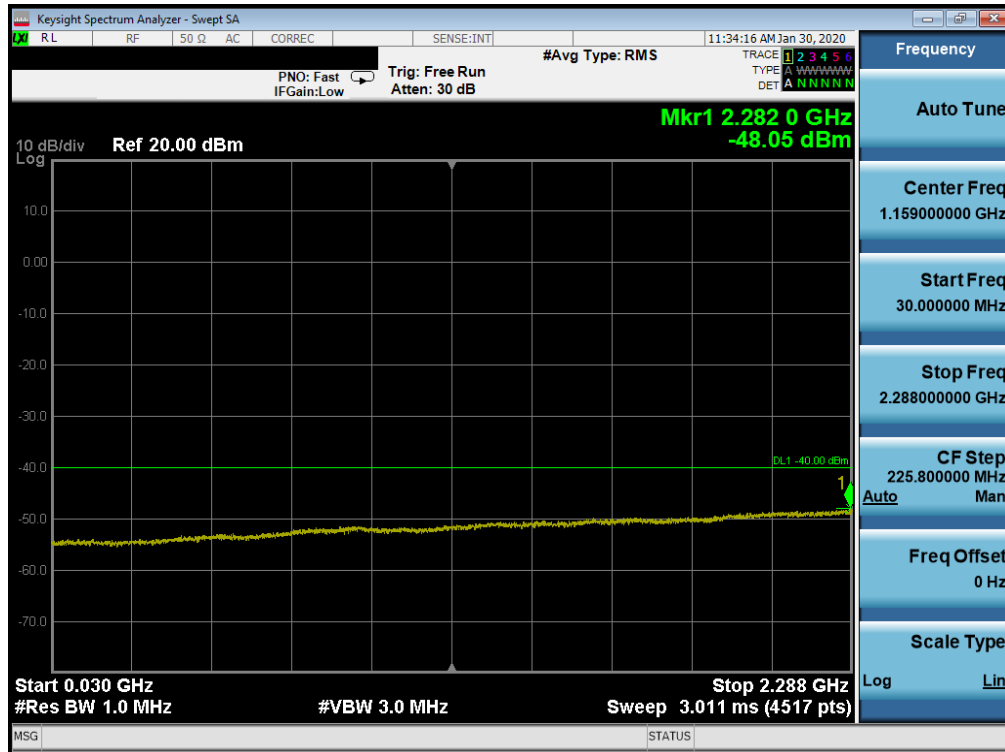
FCC ID: ZNFK300AM	<b>PCTEST</b>	MEASUREMENT REPORT (CERTIFICATION)	LG	Approved by: Quality Manager
Test Report S/N: 1M2001200008-03.ZNF	Test Dates: 01/12/2020 - 02/14/2020	EUT Type: Portable Handset		Page 55 of 134



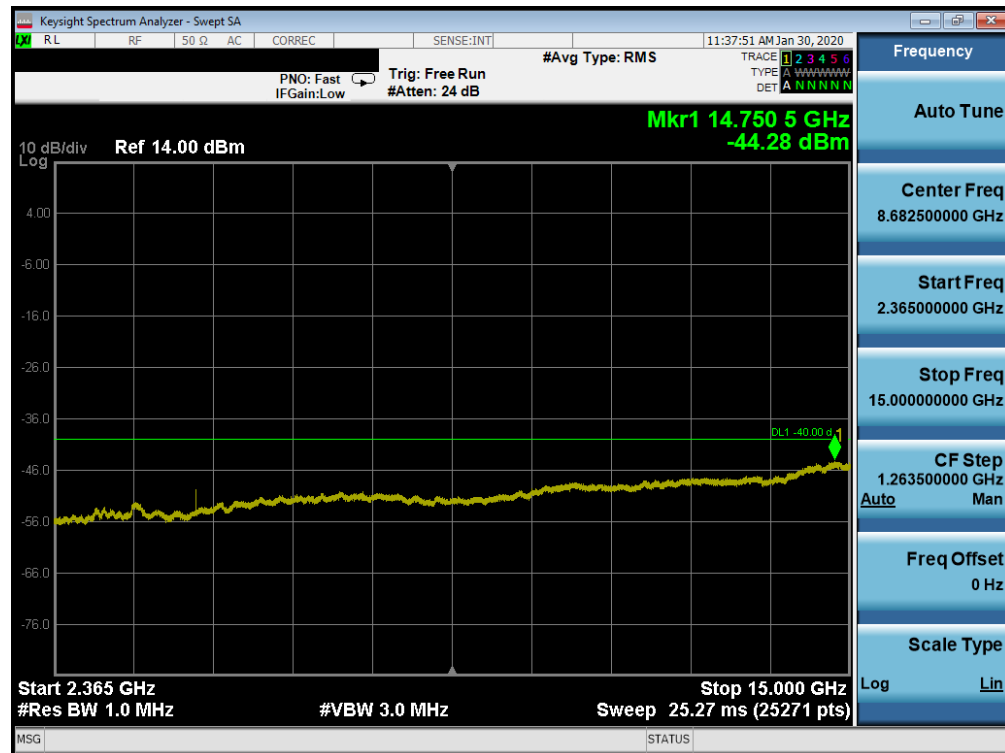
Plot 7-80. Conducted Spurious Plot (Band 2 - 20.0MHz QPSK - RB Size 1, RB Offset 0 - High Channel)

FCC ID: ZNFK300AM	<b>PCTEST</b>	MEASUREMENT REPORT (CERTIFICATION)	LG	Approved by: Quality Manager
Test Report S/N: 1M2001200008-03.ZNF	Test Dates: 01/12/2020 - 02/14/2020	EUT Type: Portable Handset		Page 56 of 134

## Band 30



Plot 7-81. Conducted Spurious Plot (Band 30 - 10.0MHz QPSK - RB Size 1, RB Offset 0 - Mid Channel)



Plot 7-82. Conducted Spurious Plot (Band 30 - 10.0MHz QPSK - RB Size 1, RB Offset 0 - Mid Channel)

FCC ID: ZNFK300AM	<b>PCTEST</b>	MEASUREMENT REPORT (CERTIFICATION)	<b>LG</b>	Approved by: Quality Manager
Test Report S/N: 1M2001200008-03.ZNF	Test Dates: 01/12/2020 - 02/14/2020	EUT Type: Portable Handset		Page 57 of 134



Plot 7-83. Conducted Spurious Plot (Band 30 - 10.0MHz QPSK - RB Size 1, RB Offset 0 - Mid Channel)

FCC ID: ZNFK300AM	<b>PCTEST</b>	MEASUREMENT REPORT (CERTIFICATION)	LG	Approved by: Quality Manager
Test Report S/N: 1M2001200008-03.ZNF	Test Dates: 01/12/2020 - 02/14/2020	EUT Type: Portable Handset		Page 58 of 134

## 7.4 Band Edge Emissions at Antenna Terminal

### Test Overview

All out of band emissions are measured with a spectrum analyzer connected to the antenna terminal of the EUT while the EUT is operating at its maximum duty cycle, at maximum power, and at the appropriate frequencies. All data rates were investigated to determine the worst case configuration. All modes of operation were investigated and the worst case configuration results are reported in this section.

***The minimum permissible attenuation level of any spurious emission is  $43 + 10 \log_{10}(P_{[Watts]})$ , where  $P$  is the transmitter power in Watts.***

### Test Procedure Used


KDB 971168 D01 v03r01 – Section 6.0

### Test Settings

1. Start and stop frequency were set such that the band edge would be placed in the center of the plot
2. Span was set large enough so as to capture all out of band emissions near the band edge
3. RBW  $\geq 1\%$  of the emission bandwidth
4. VBW  $\geq 3 \times$  RBW
5. Detector = RMS
6. Number of sweep points  $\geq 2 \times$  Span/RBW
7. Trace mode = trace average
8. Sweep time = auto couple
9. The trace was allowed to stabilize

### Test Setup

The EUT and measurement equipment were set up as shown in the diagram below.



**Figure 7-3. Test Instrument & Measurement Setup**

FCC ID: ZNFK300AM		MEASUREMENT REPORT (CERTIFICATION)		Approved by: Quality Manager
Test Report S/N: 1M2001200008-03.ZNF	Test Dates: 01/12/2020 - 02/14/2020	EUT Type: Portable Handset		Page 59 of 134

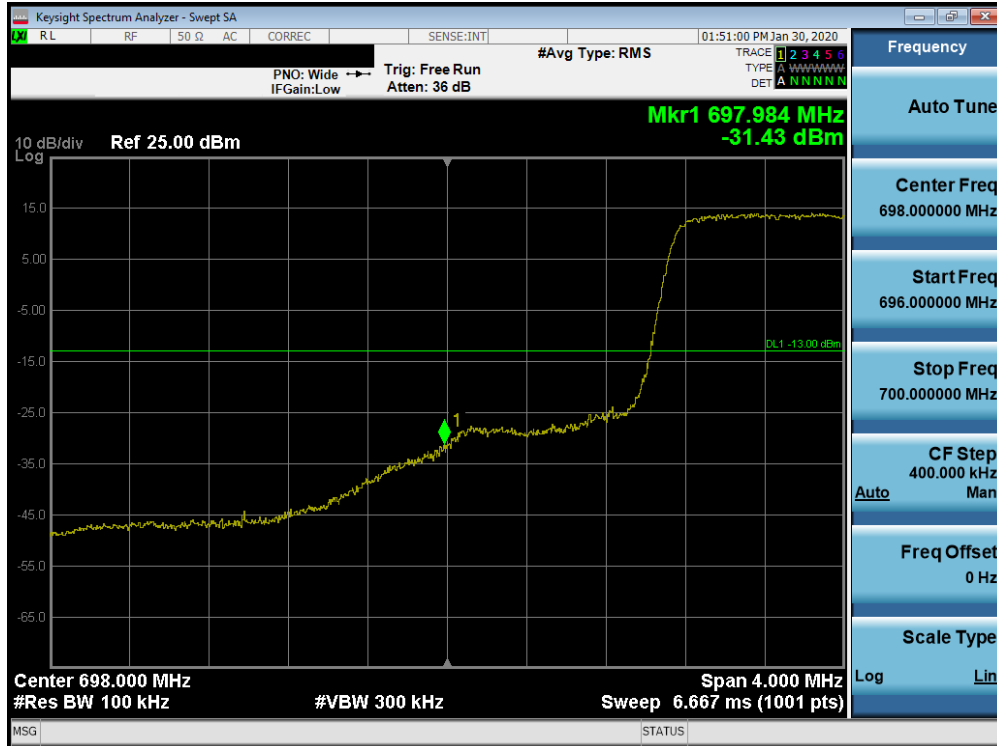
### **Test Notes**

Per 22.917(b), 24.238(a), 27.53(h) in the 1 MHz bands immediately outside and adjacent to the frequency block a resolution bandwidth of at least one percent of the emission bandwidth of the fundamental emission of the transmitter may be employed to demonstrate compliance with the out-of-band emissions limit. The emission bandwidth is defined as the width of the signal between two points, one below the carrier center frequency and one above the carrier center frequency, outside of which all emission are attenuated at least 26 dB below the transmitter power.

Per 27.53(g) for operations in the 698-746 MHz band, in the 100 kHz bands immediately outside and adjacent to the frequency block a resolution bandwidth of at least 30 kHz may be employed to demonstrate compliance with the out-of-band emissions limit.

<b>FCC ID:</b> ZNFK300AM		<b>MEASUREMENT REPORT (CERTIFICATION)</b>		<b>Approved by:</b> Quality Manager
<b>Test Report S/N:</b> 1M2001200008-03.ZNF	<b>Test Dates:</b> 01/12/2020 - 02/14/2020	<b>EUT Type:</b> Portable Handset		Page 60 of 134

## Band 12

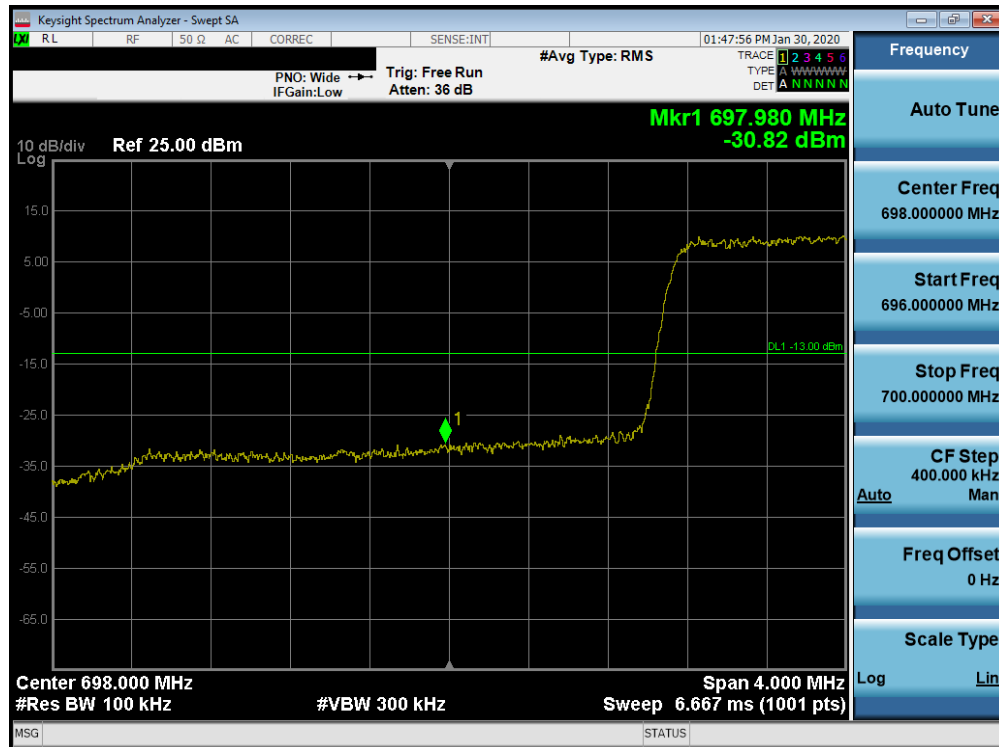


Plot 7-84. Lower Band Edge Plot (Band 12 - 1.4MHz QPSK - Full RB Configuration)



Plot 7-85. Upper Band Edge Plot (Band 12 - 1.4MHz QPSK - Full RB Configuration)

FCC ID: ZNFK300AM	<b>PCTEST</b>	MEASUREMENT REPORT (CERTIFICATION)	LG	Approved by: Quality Manager
Test Report S/N: 1M2001200008-03.ZNF	Test Dates: 01/12/2020 - 02/14/2020	EUT Type: Portable Handset		Page 61 of 134

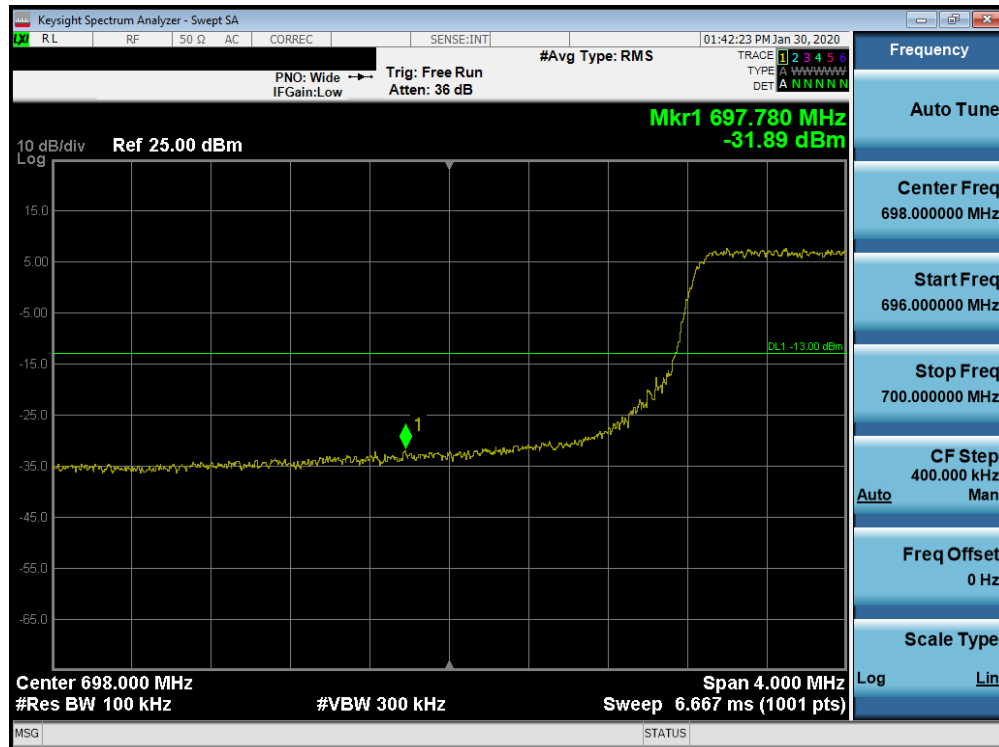


Plot 7-86. Lower Band Edge Plot (Band 12 - 3.0MHz QPSK - Full RB Configuration)

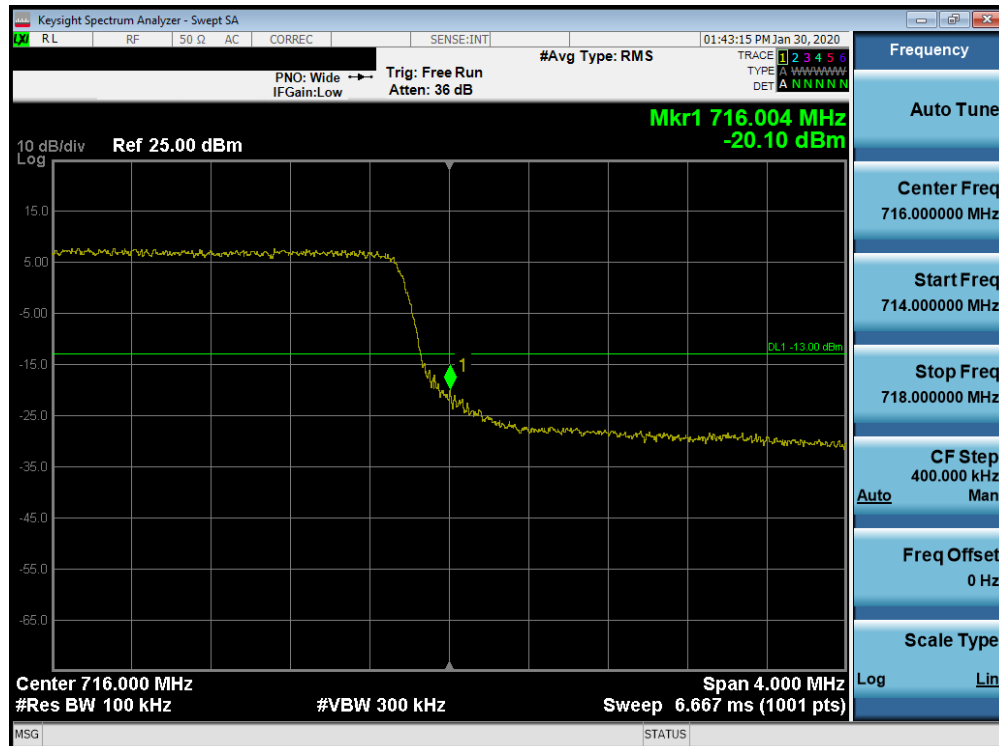


Plot 7-87. Upper Band Edge Plot (Band 12 - 3.0MHz QPSK - Full RB Configuration)

FCC ID: ZNFK300AM	<b>PCTEST</b>	MEASUREMENT REPORT (CERTIFICATION)	LG	Approved by: Quality Manager
Test Report S/N: 1M2001200008-03.ZNF	Test Dates: 01/12/2020 - 02/14/2020	EUT Type: Portable Handset		Page 62 of 134

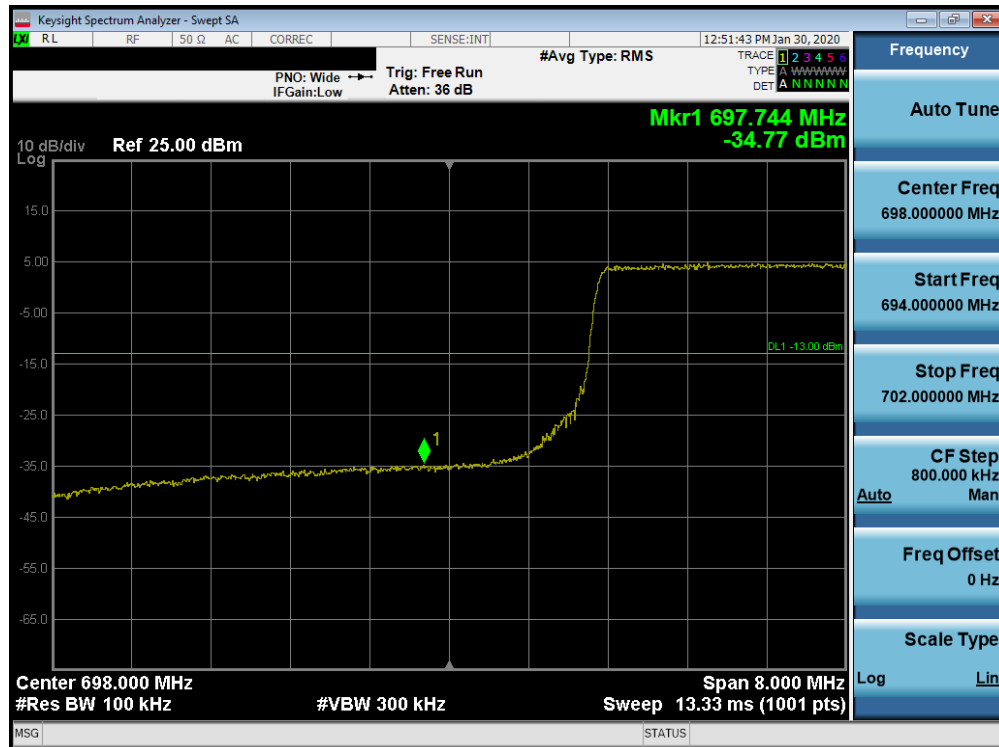


Plot 7-88. Lower Band Edge Plot (Band 12 - 5.0MHz QPSK - Full RB Configuration)

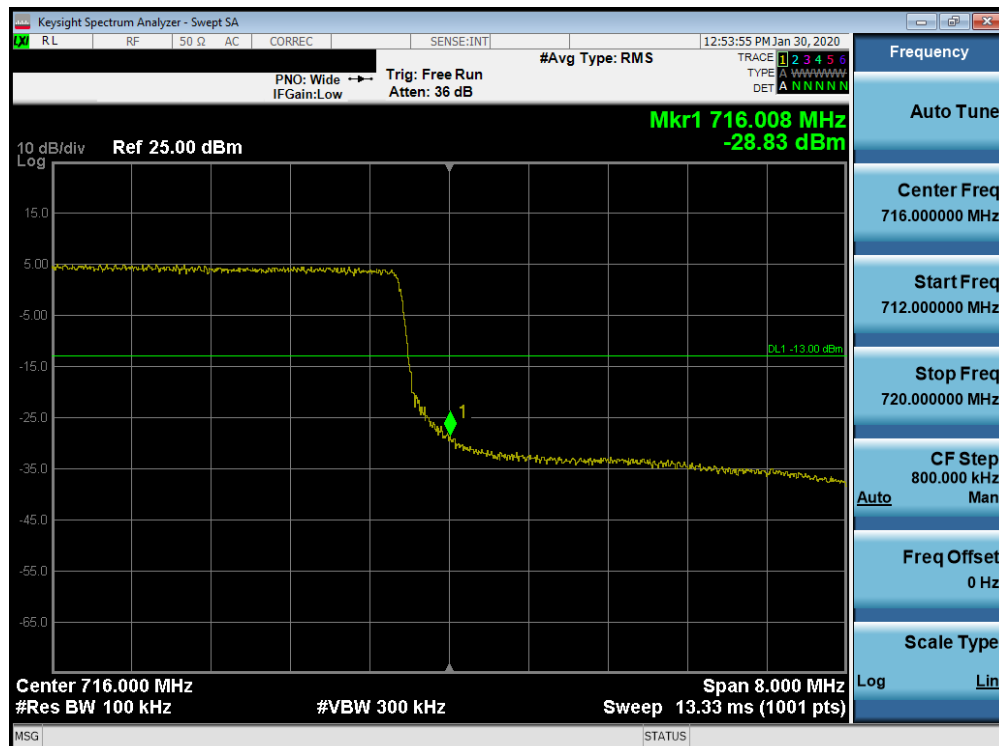


Plot 7-89. Upper Band Edge Plot (Band 12 - 5.0MHz QPSK - Full RB Configuration)

FCC ID: ZNFK300AM	<b>PCTEST</b>	MEASUREMENT REPORT (CERTIFICATION)	LG	Approved by: Quality Manager
Test Report S/N: 1M2001200008-03.ZNF	Test Dates: 01/12/2020 - 02/14/2020	EUT Type: Portable Handset		Page 63 of 134



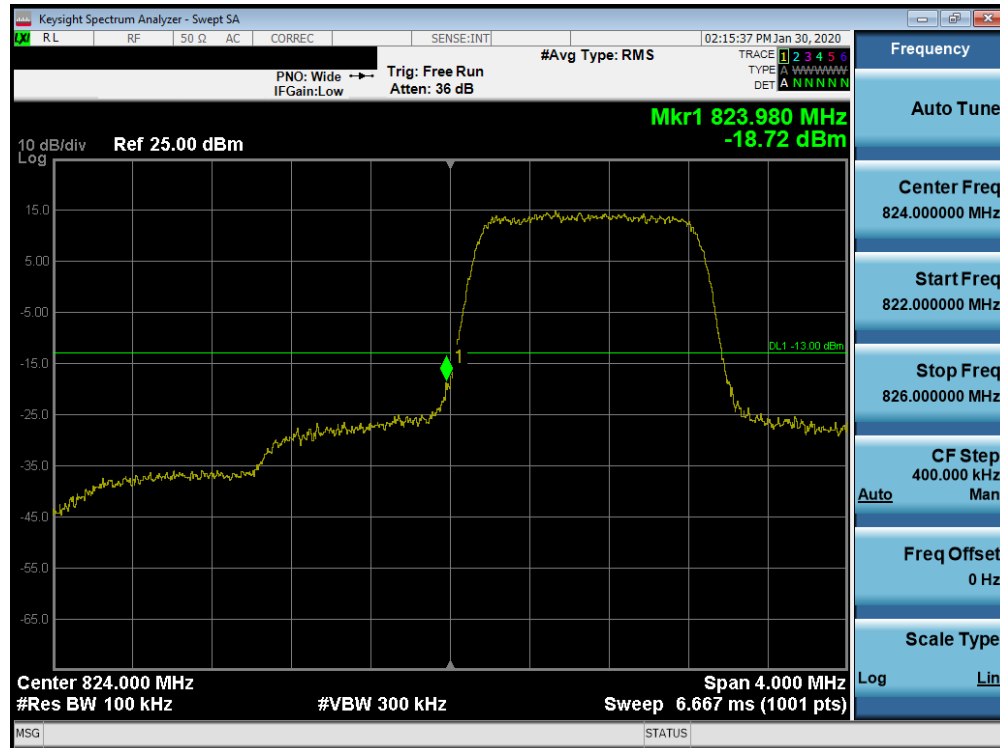
Plot 7-90. Lower Band Edge Plot (Band 12 - 10.0MHz QPSK - Full RB Configuration)



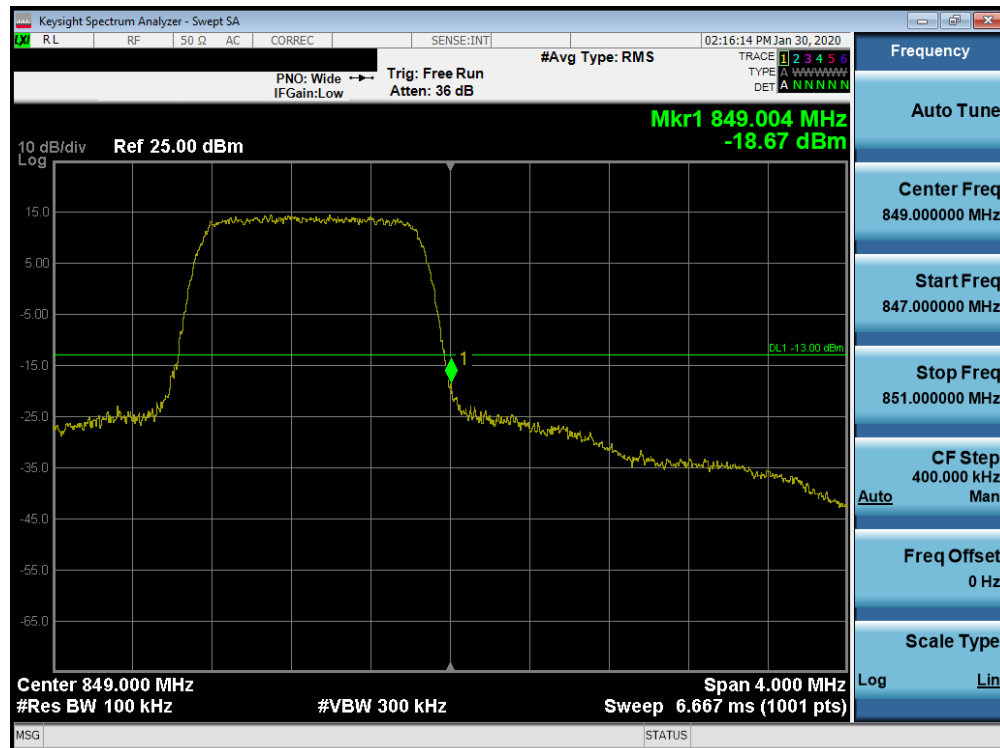
Plot 7-91. Upper Band Edge Plot (Band 12 - 10.0MHz QPSK - Full RB Configuration)

FCC ID: ZNFK300AM	<b>PCTEST</b>	MEASUREMENT REPORT (CERTIFICATION)	LG	Approved by: Quality Manager
Test Report S/N: 1M2001200008-03.ZNF	Test Dates: 01/12/2020 - 02/14/2020	EUT Type: Portable Handset		Page 64 of 134

## Band 5

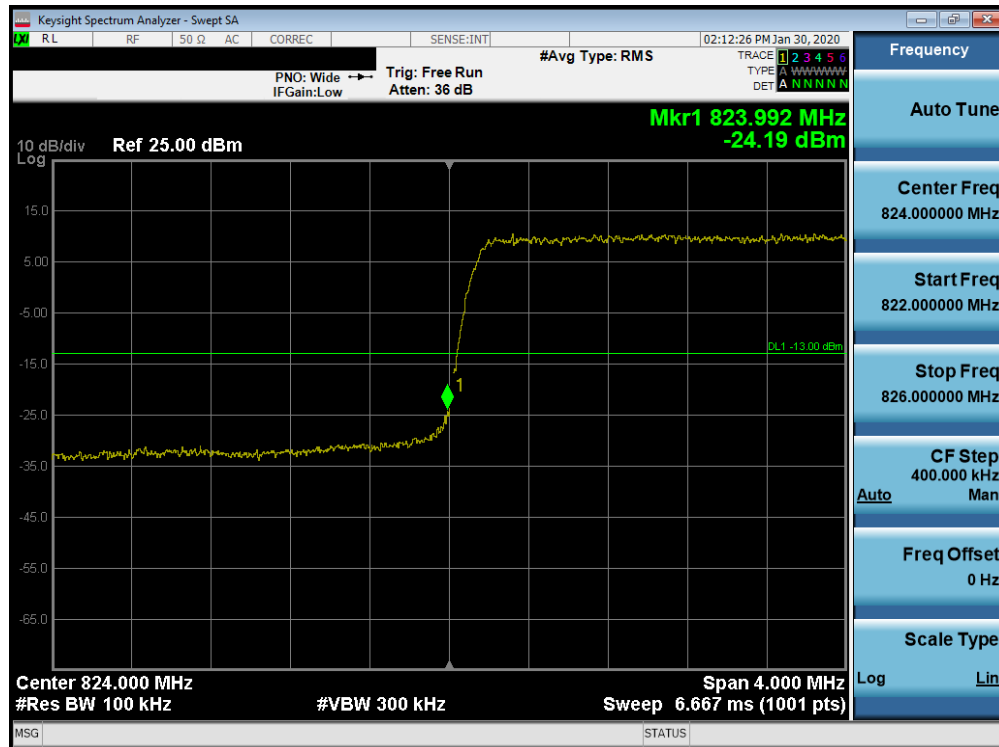


Plot 7-92. Lower Band Edge Plot (Band 5 - 1.4MHz QPSK - Full RB Configuration)

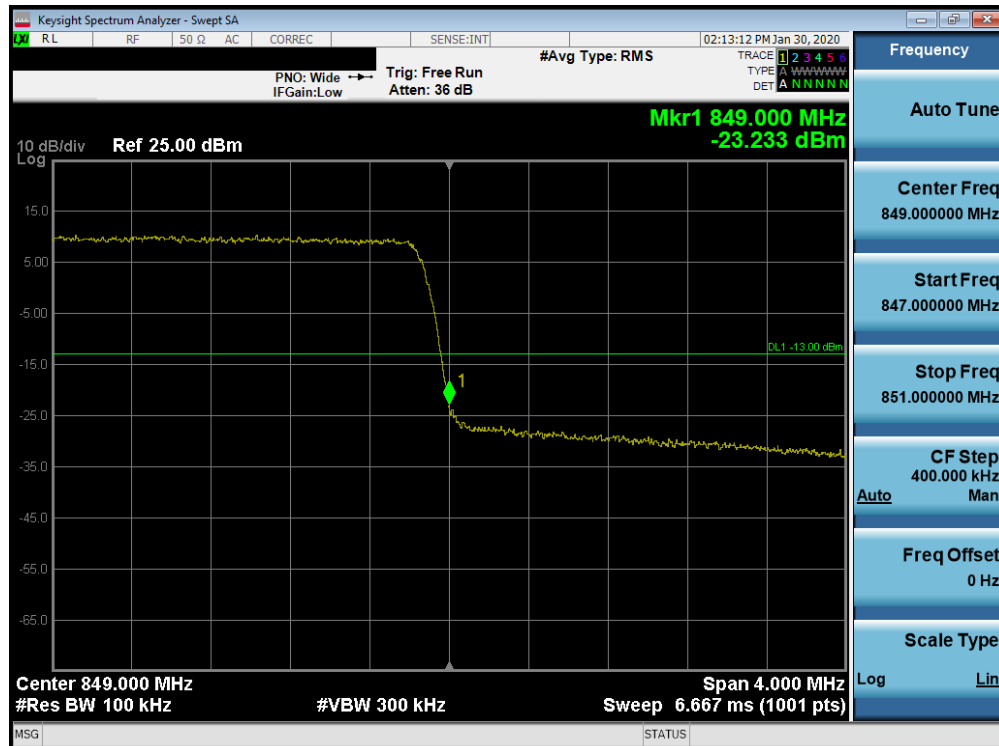


Plot 7-93. Upper Band Edge Plot (Band 5 - 1.4MHz QPSK - Full RB Configuration)

FCC ID: ZNFK300AM	<b>PCTEST</b>	MEASUREMENT REPORT (CERTIFICATION)	LG	Approved by: Quality Manager
Test Report S/N: 1M2001200008-03.ZNF	Test Dates: 01/12/2020 - 02/14/2020	EUT Type: Portable Handset		Page 65 of 134

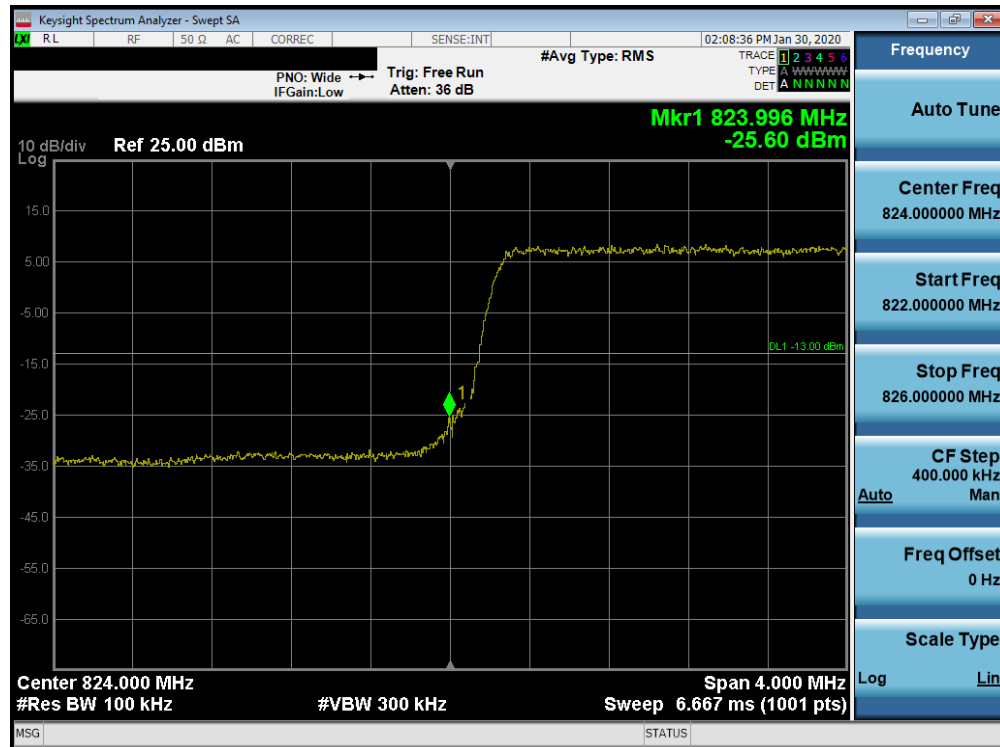


Plot 7-94. Lower Band Edge Plot (Band 5 - 3.0MHz QPSK - Full RB Configuration)

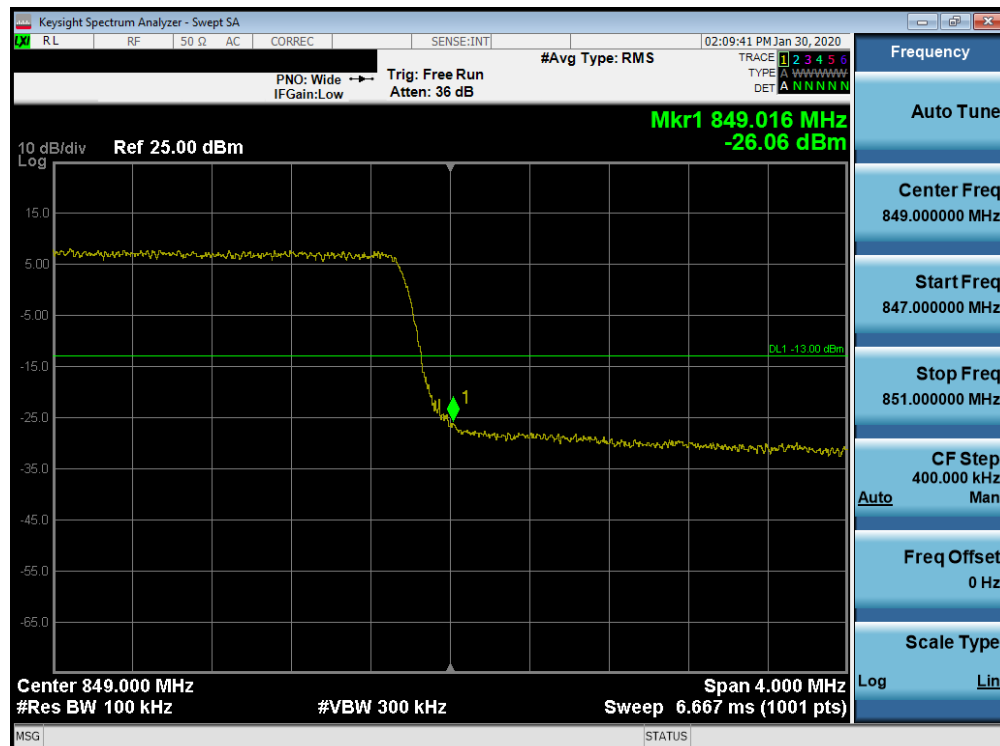


Plot 7-95. Upper Band Edge Plot (Band 5 - 3.0MHz QPSK - Full RB Configuration)

FCC ID: ZNFK300AM	<b>PCTEST</b>	MEASUREMENT REPORT (CERTIFICATION)	LG	Approved by: Quality Manager
Test Report S/N: 1M2001200008-03.ZNF	Test Dates: 01/12/2020 - 02/14/2020	EUT Type: Portable Handset		Page 66 of 134

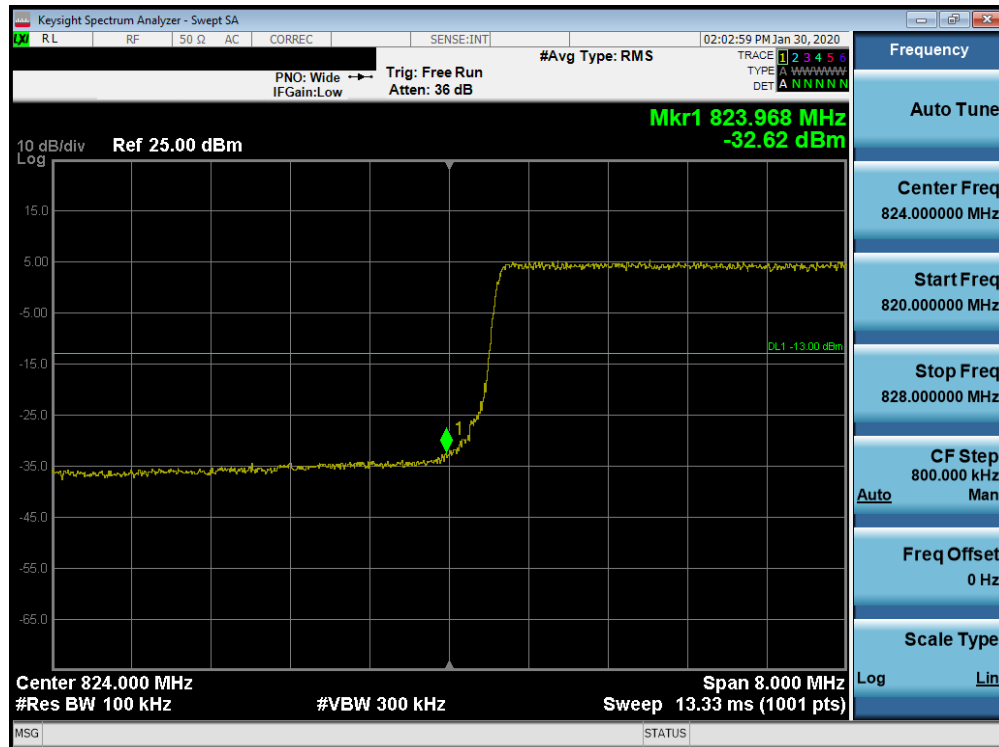


Plot 7-96. Lower Band Edge Plot (Band 5 - 5.0MHz QPSK - Full RB Configuration)

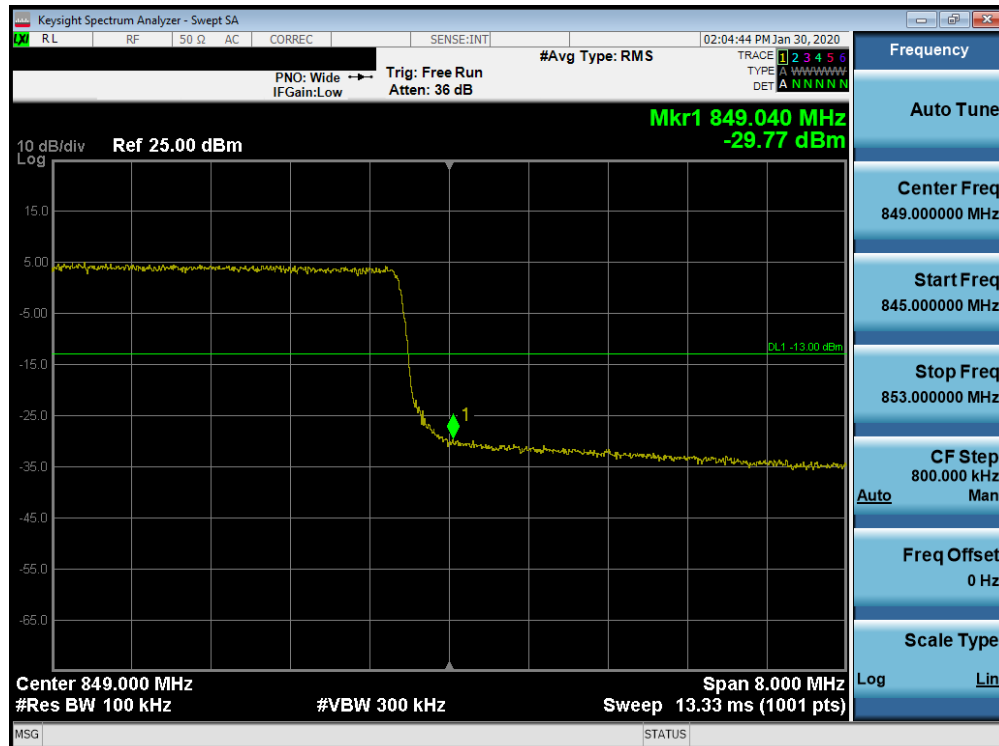


Plot 7-97. Upper Band Edge Plot (Band 5 - 5.0MHz QPSK - Full RB Configuration)

FCC ID: ZNFK300AM	<b>PCTEST</b>	MEASUREMENT REPORT (CERTIFICATION)	LG	Approved by: Quality Manager
Test Report S/N: 1M2001200008-03.ZNF	Test Dates: 01/12/2020 - 02/14/2020	EUT Type: Portable Handset		Page 67 of 134



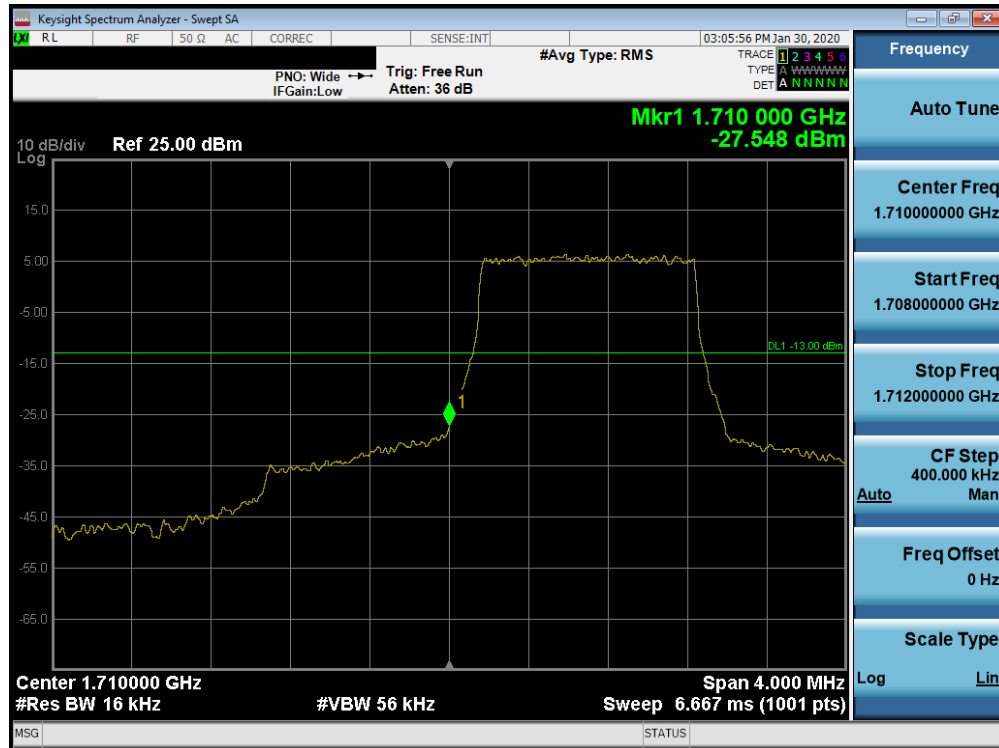
Plot 7-98. Lower Band Edge Plot (Band 5 - 10.0MHz QPSK - Full RB Configuration)



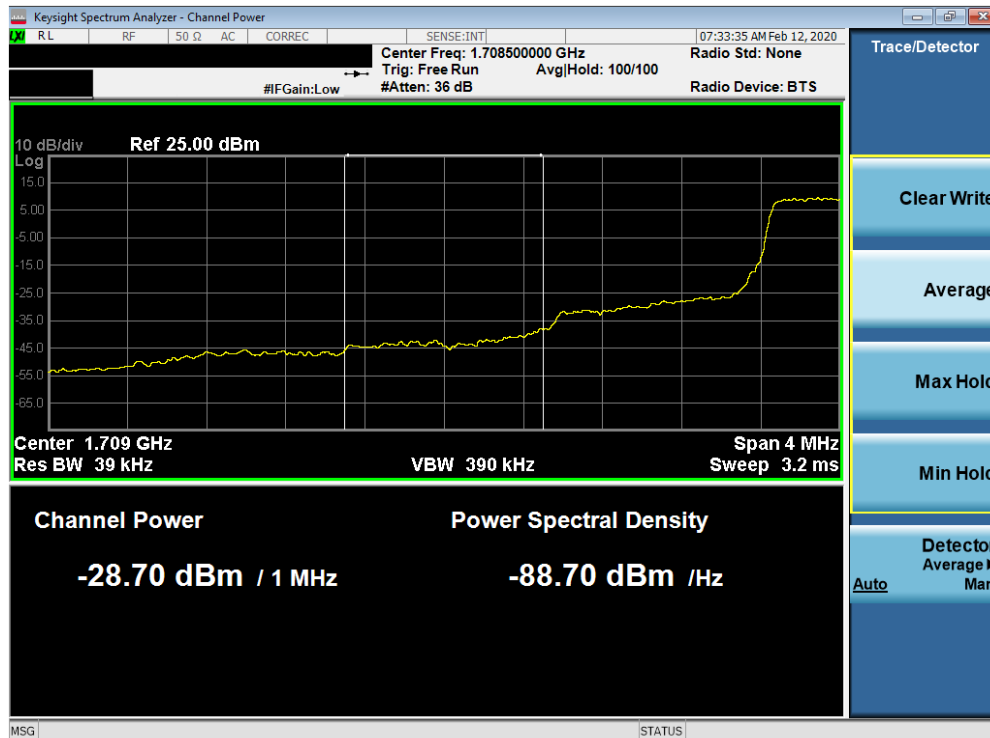
Plot 7-99. Upper Band Edge Plot (Band 5 - 10.0MHz QPSK - Full RB Configuration)

FCC ID: ZNFK300AM	<b>PCTEST</b>	MEASUREMENT REPORT (CERTIFICATION)	LG	Approved by: Quality Manager
Test Report S/N: 1M2001200008-03.ZNF	Test Dates: 01/12/2020 - 02/14/2020	EUT Type: Portable Handset		Page 68 of 134

## Band 4

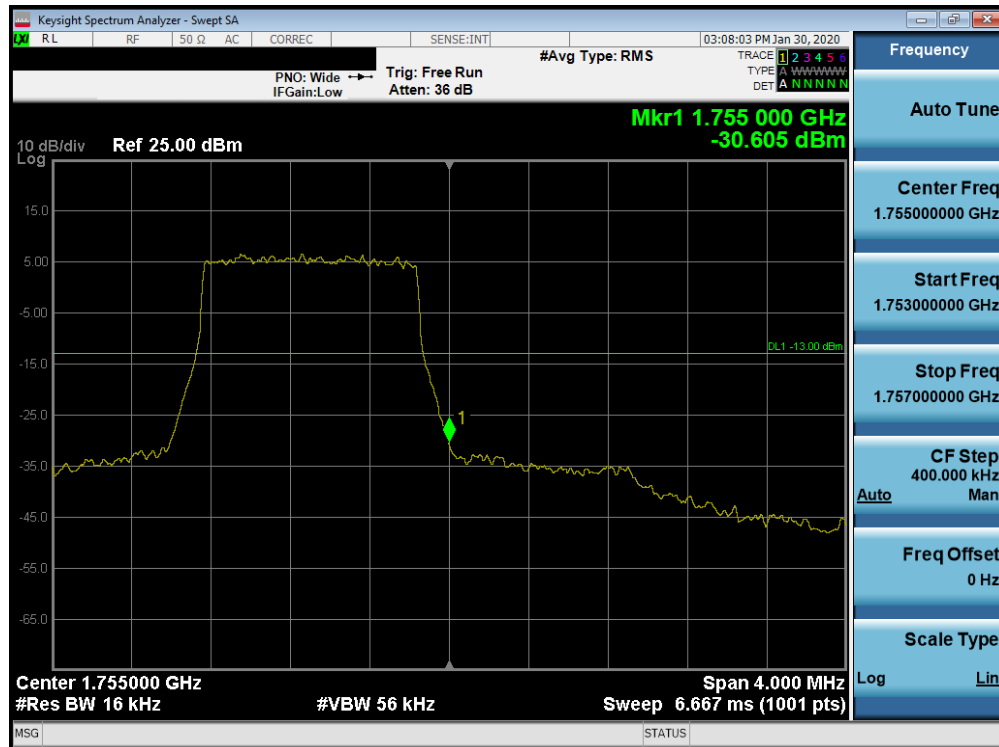


Plot 7-100. Lower Band Edge Plot (Band 4 - 1.4MHz QPSK - Full RB Configuration)

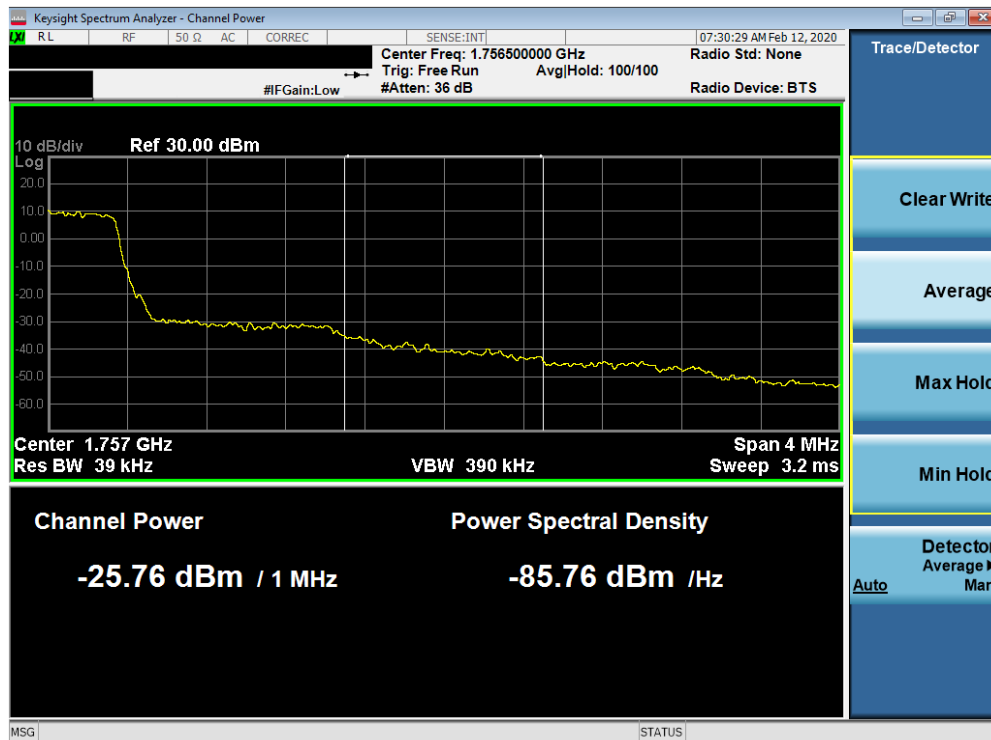


Plot 7-101. Lower Extended Band Edge Plot (Band 4 - 1.4MHz QPSK - Full RB Configuration)

FCC ID: ZNFK300AM	<b>PCTEST</b>	MEASUREMENT REPORT (CERTIFICATION)	<b>LG</b>	Approved by: Quality Manager
Test Report S/N: 1M2001200008-03.ZNF	Test Dates: 01/12/2020 - 02/14/2020	EUT Type: Portable Handset		Page 69 of 134

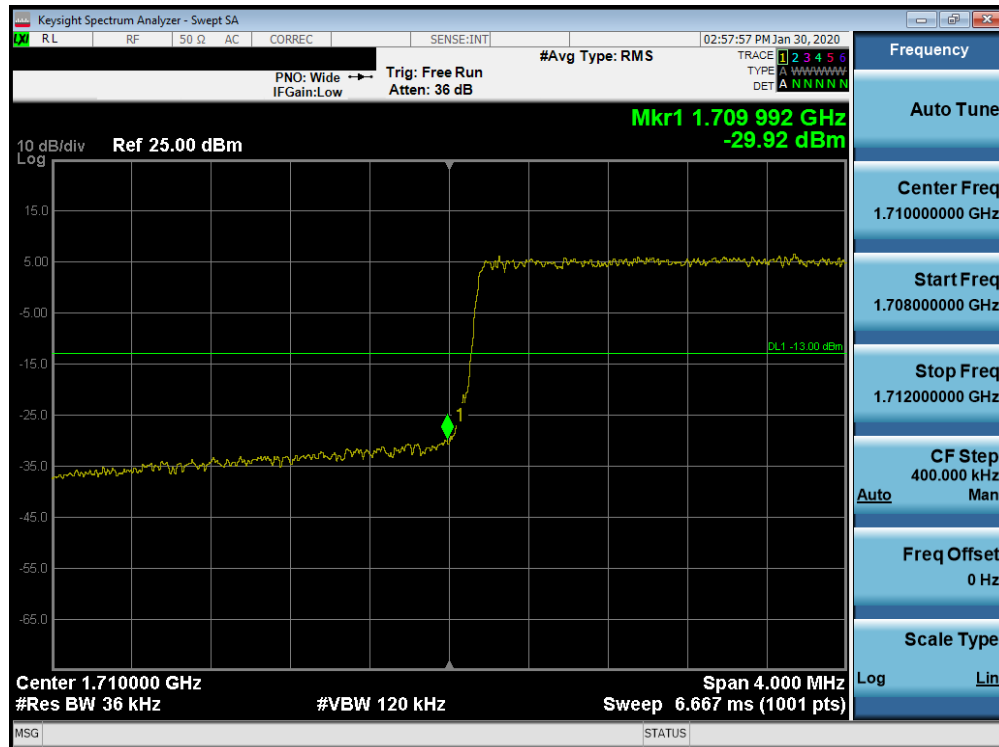


Plot 7-102. Upper Band Edge Plot (Band 4 - 1.4MHz QPSK - Full RB Configuration)

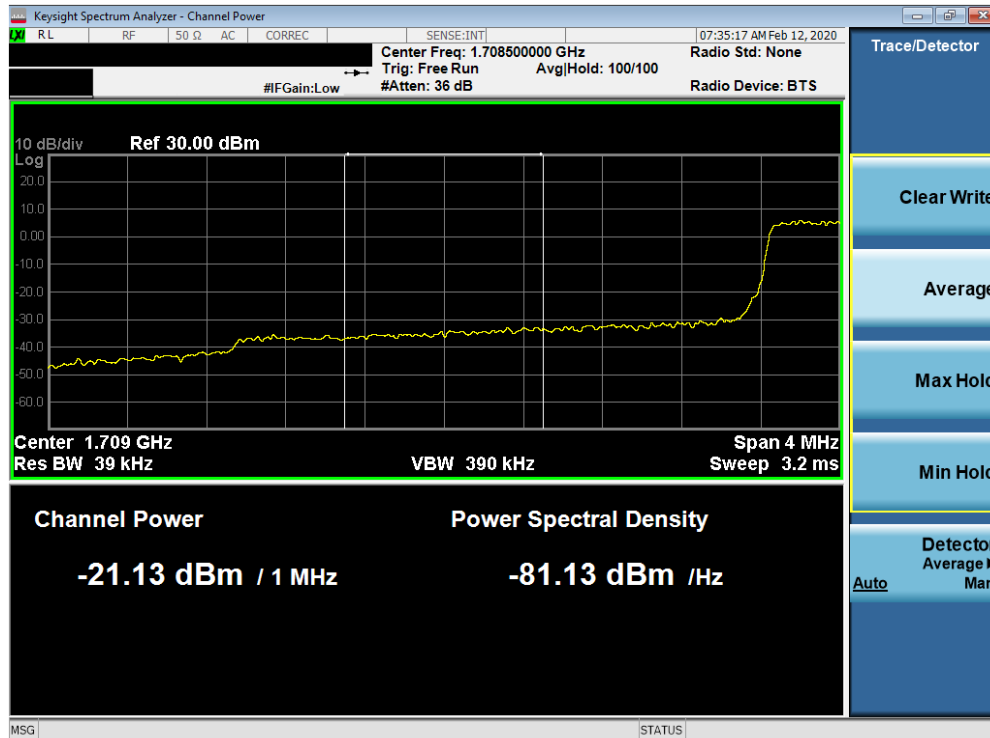


Plot 7-103. Upper Extended Band Edge Plot (Band 4 - 1.4MHz QPSK - Full RB Configuration)

FCC ID: ZNFK300AM	<b>PCTEST</b>	MEASUREMENT REPORT (CERTIFICATION)	<b>LG</b>	Approved by: Quality Manager
Test Report S/N: 1M2001200008-03.ZNF	Test Dates: 01/12/2020 - 02/14/2020	EUT Type: Portable Handset		Page 70 of 134

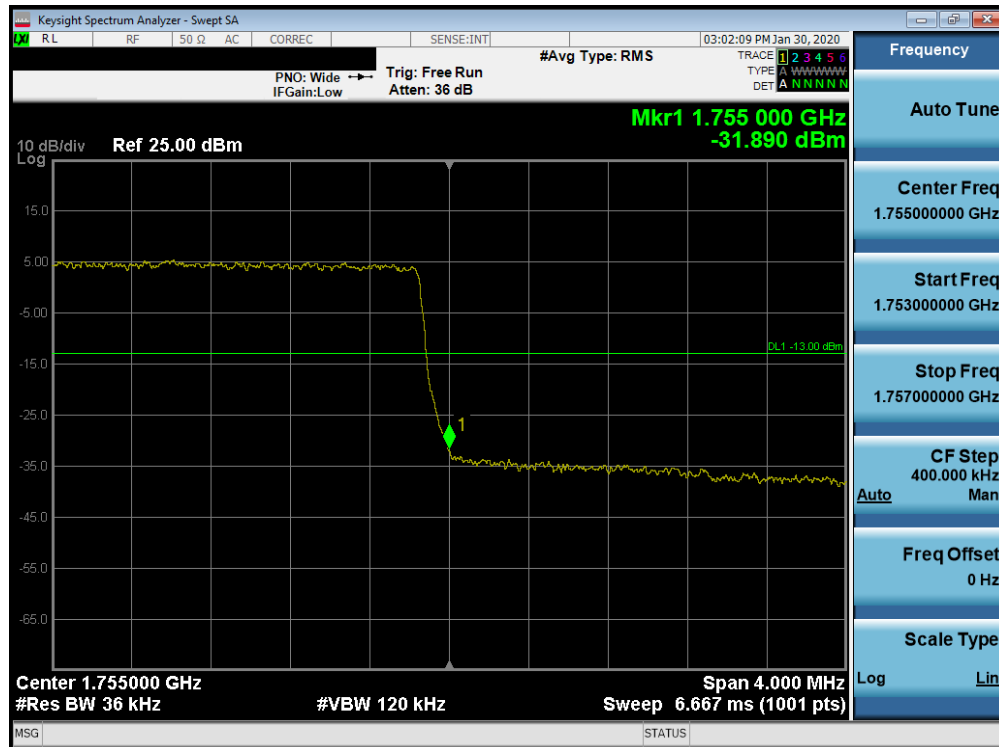


Plot 7-104. Lower Band Edge Plot (Band 4 - 3.0MHz QPSK - Full RB Configuration)

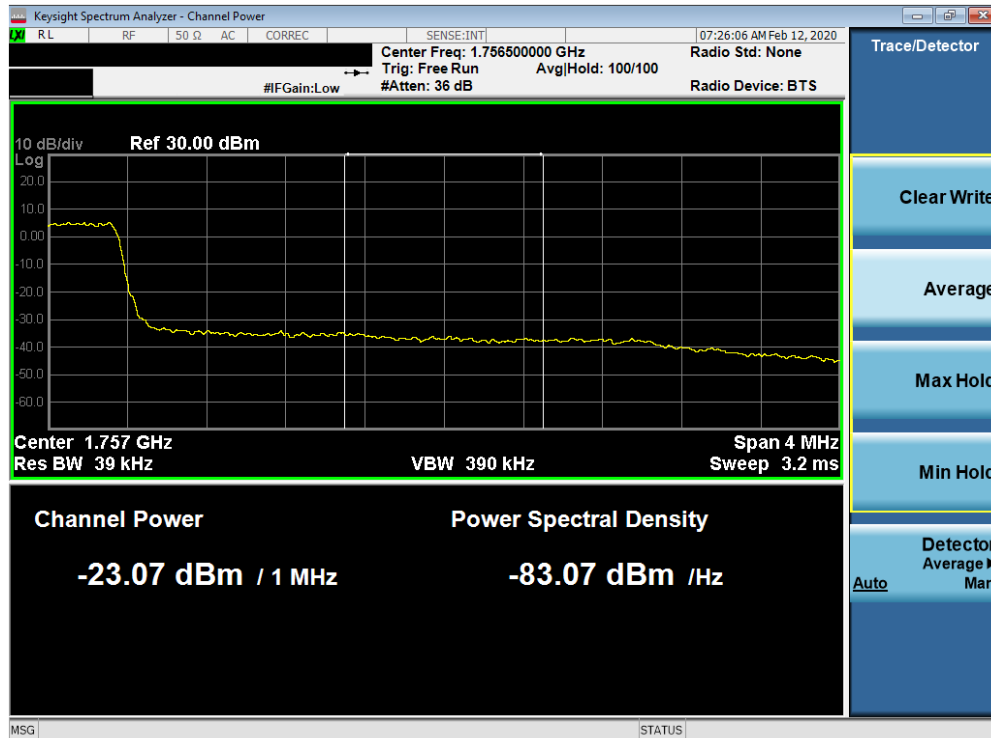


Plot 7-105. Lower Extended Band Edge Plot (Band 4 - 3.0MHz QPSK - Full RB Configuration)

FCC ID: ZNFK300AM	<b>PCTEST</b>	MEASUREMENT REPORT (CERTIFICATION)	LG	Approved by: Quality Manager
Test Report S/N: 1M2001200008-03.ZNF	Test Dates: 01/12/2020 - 02/14/2020	EUT Type: Portable Handset		Page 71 of 134

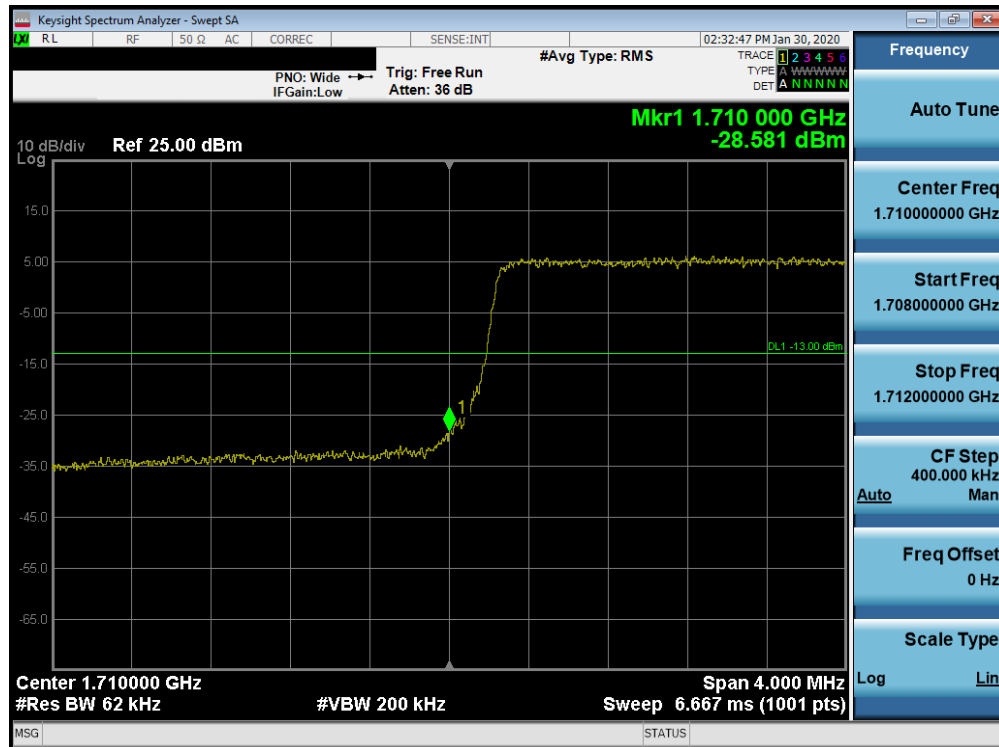


Plot 7-106. Upper Band Edge Plot (Band 4 - 3.0MHz QPSK - Full RB Configuration)

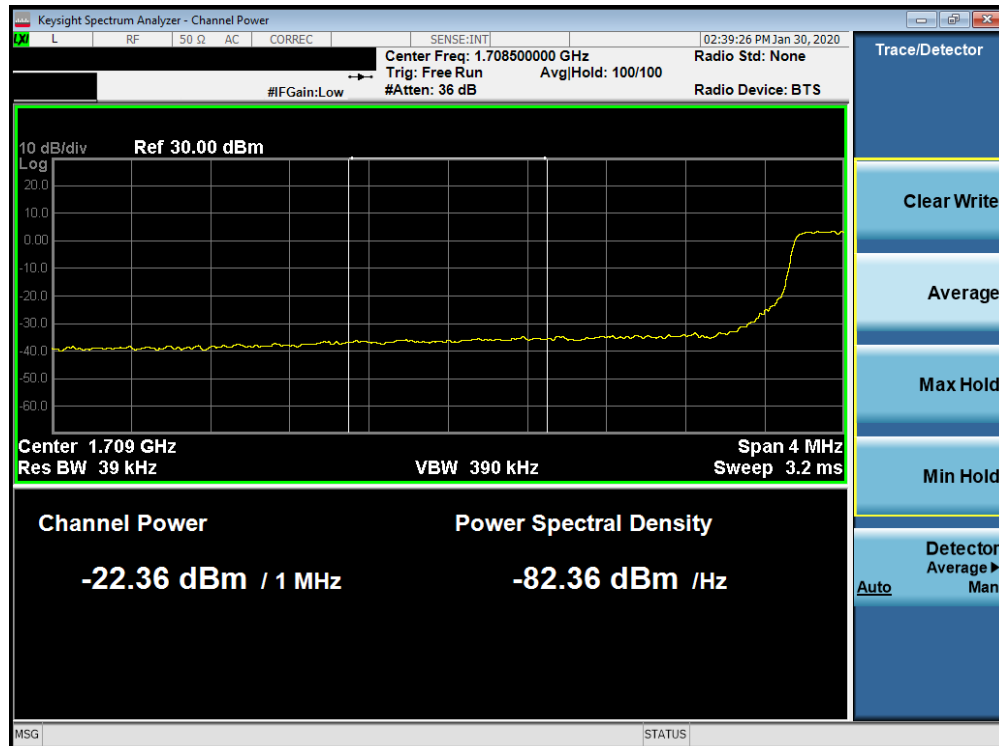


Plot 7-107. Upper Extended Band Edge Plot (Band 4 - 3.0MHz QPSK - Full RB Configuration)

FCC ID: ZNFK300AM	<b>PCTEST</b>	MEASUREMENT REPORT (CERTIFICATION)	<b>LG</b>	Approved by: Quality Manager
Test Report S/N: 1M2001200008-03.ZNF	Test Dates: 01/12/2020 - 02/14/2020	EUT Type: Portable Handset		Page 72 of 134

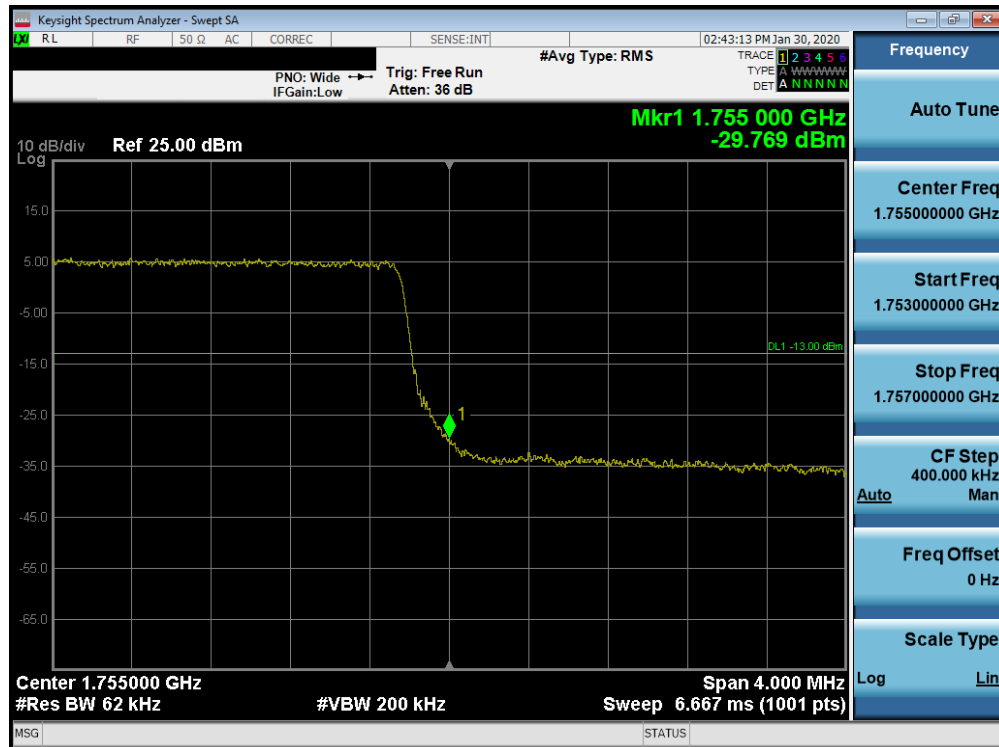


Plot 7-108. Lower Band Edge Plot (Band 4 - 5.0MHz QPSK - Full RB Configuration)

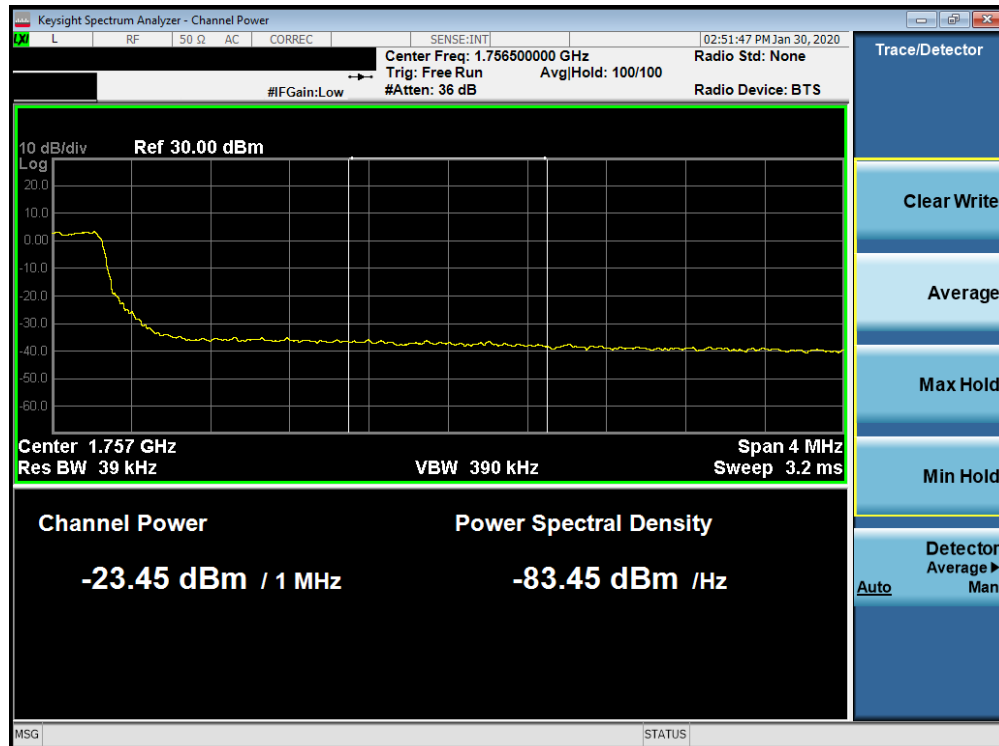


Plot 7-109. Lower Extended Band Edge Plot (Band 4 - 5.0MHz QPSK - Full RB Configuration)

FCC ID: ZNFK300AM	<b>PCTEST</b>	MEASUREMENT REPORT (CERTIFICATION)	<b>LG</b>	Approved by: Quality Manager
Test Report S/N: 1M2001200008-03.ZNF	Test Dates: 01/12/2020 - 02/14/2020	EUT Type: Portable Handset		Page 73 of 134

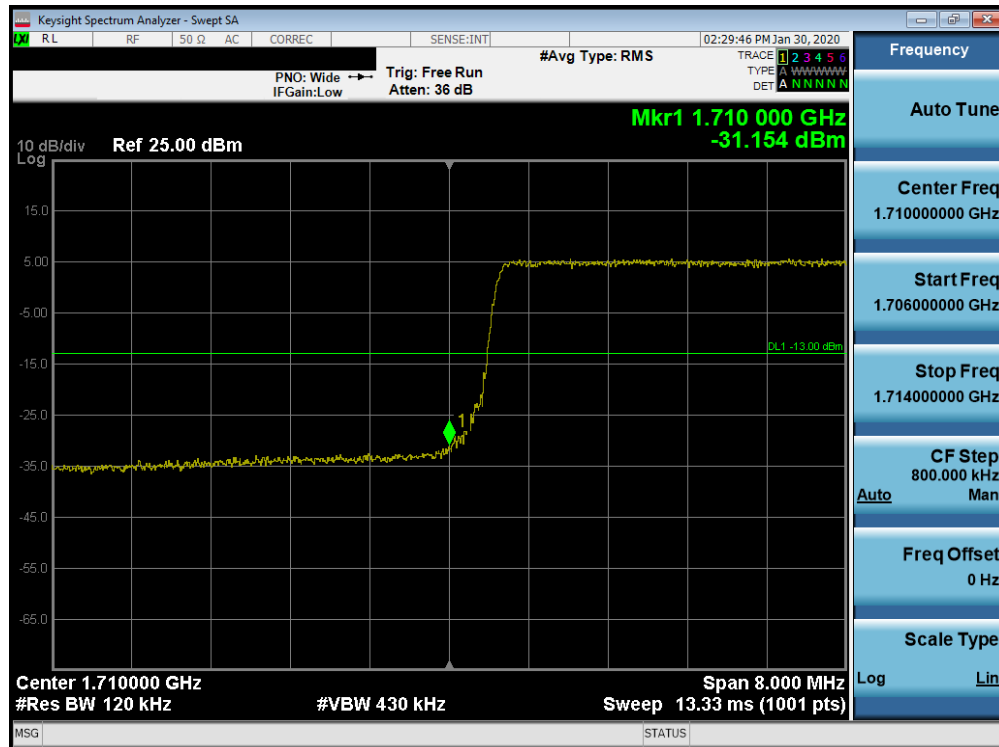


Plot 7-110. Upper Band Edge Plot (Band 4 - 5.0MHz QPSK - Full RB Configuration)

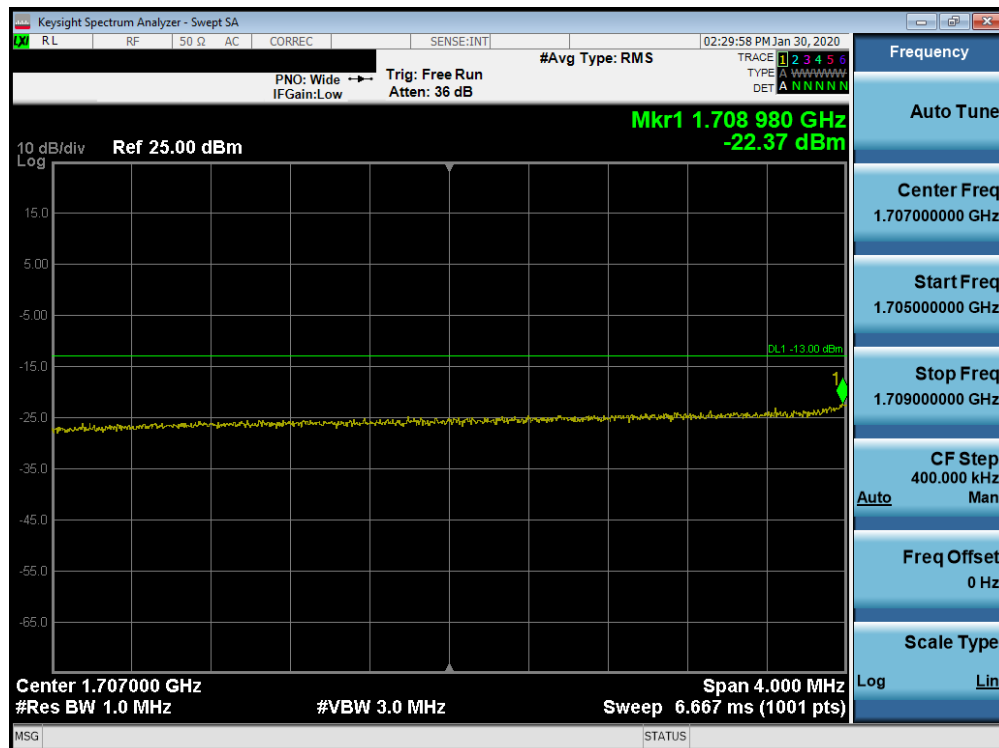


Plot 7-111. Upper Extended Band Edge Plot (Band 4 - 5.0MHz QPSK - Full RB Configuration)

FCC ID: ZNFK300AM	<b>PCTEST</b>	MEASUREMENT REPORT (CERTIFICATION)	<b>LG</b>	Approved by: Quality Manager
Test Report S/N: 1M2001200008-03.ZNF	Test Dates: 01/12/2020 - 02/14/2020	EUT Type: Portable Handset		Page 74 of 134

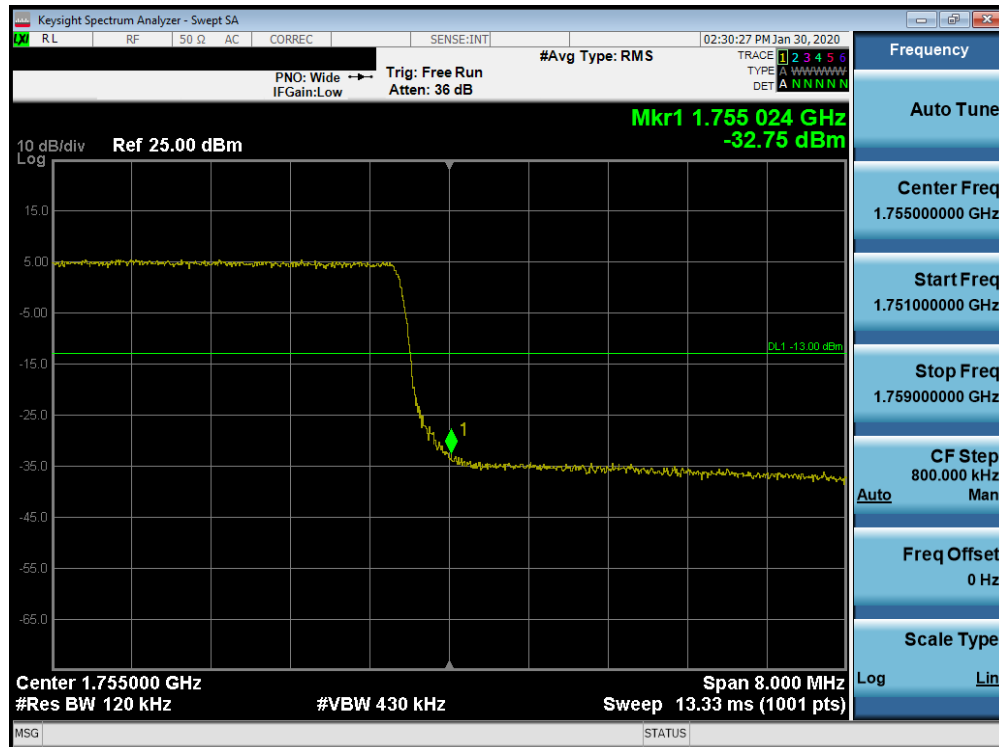


Plot 7-112. Lower Band Edge Plot (Band 4 - 10.0MHz QPSK - Full RB Configuration)

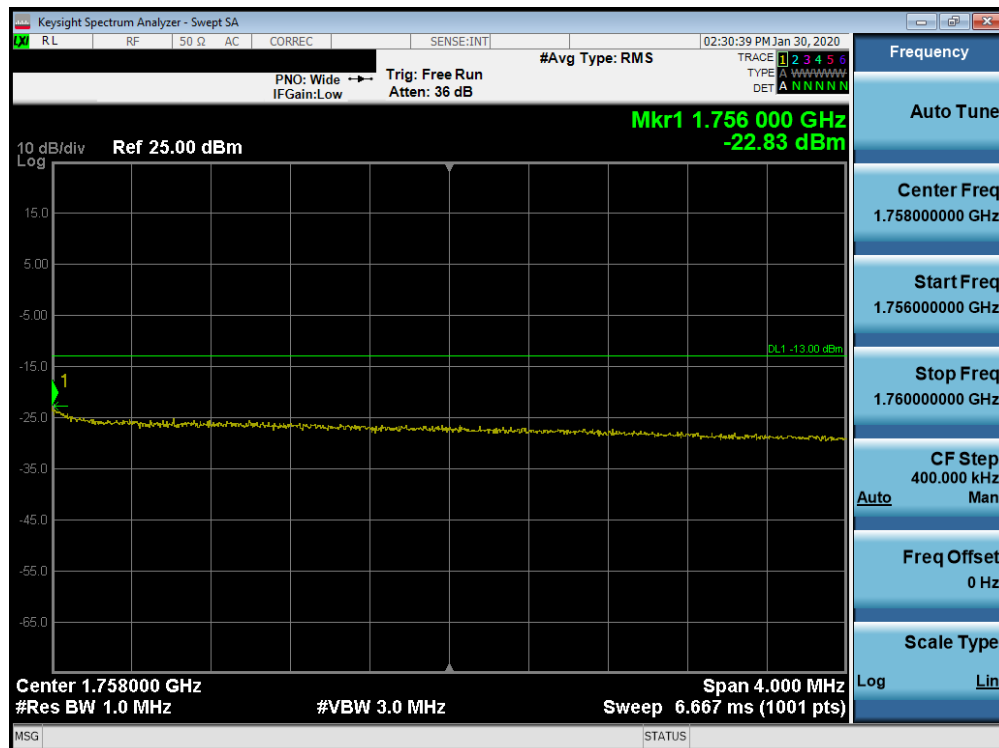


Plot 7-113. Lower Extended Band Edge Plot (Band 4 - 10.0MHz QPSK - Full RB Configuration)

FCC ID: ZNFK300AM	<b>PCTEST</b>	MEASUREMENT REPORT (CERTIFICATION)	LG	Approved by: Quality Manager
Test Report S/N: 1M2001200008-03.ZNF	Test Dates: 01/12/2020 - 02/14/2020	EUT Type: Portable Handset		Page 75 of 134



Plot 7-114. Upper Band Edge Plot (Band 4 - 10.0MHz QPSK - Full RB Configuration)



Plot 7-115. Upper Extended Band Edge Plot (Band 4 - 10.0MHz QPSK - Full RB Configuration)

FCC ID: ZNFK300AM	<b>PCTEST</b>	MEASUREMENT REPORT (CERTIFICATION)	LG	Approved by: Quality Manager
Test Report S/N: 1M2001200008-03.ZNF	Test Dates: 01/12/2020 - 02/14/2020	EUT Type: Portable Handset		Page 76 of 134