
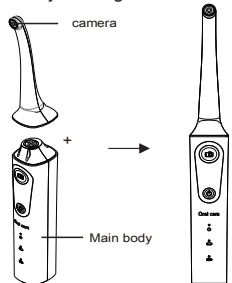
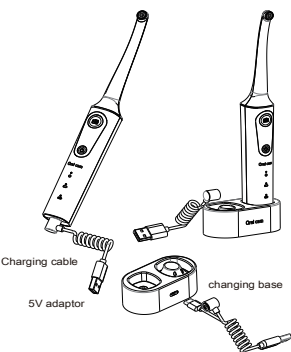

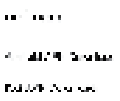
















<div>Smart WiFi Dental Camera</div> <div>Model: ES10Pro</div> <div></div> <div>Operating instructions</div>	<div><p>This user manual allows you to work safety with the wifi dental camers. please keep this manual for your reference liability is void for any damage caused by not following this manual.</p><p>Packing list: camera 1pcs, main body 1pcs, charging cable 1pcs, changing base 1pcs, user manual 1pcs.</p><p>Assembly drawing</p><p>Charging diagram 1 Charging diagram 2</p><p>01</p></div>	<div>Features</div> <div></div> <div><p>1. Camera.</p><p>2. Take picture.</p><p>3. Power: long press the button 3 seconds to on or off dental camera, short press this button to adjust the brightness of camera-assisted LED light source after power on.</p><p>4. Power on blue indicator, this light flashes after a successful wifi link.</p><p>5. The red light flashes when the battery is low.</p><p>6. Charging status indicator, red light when charging, full of green light.</p><p>7. Recharge magnet link.</p></div> <div>APP Downloading</div> <div><p>1. For android</p><p>Scan the QR code and download APK as prompted</p><p>02</p></div>	<div><p>Color and appearance may differ with the icons in this manual, product specifications may vary due to the improved performance without notice.</p><p>This device has been tested and found to comply with the limits for a Class B digital device, pursuant to Part 15 of the FCC Rules. These limits are designed to provide reasonable protection against harmful interference in a residential installation. This device generates, uses and can radiate radio frequency energy and, if not installed and used in accordance with the instructions, may cause harmful interference to radio communications. However, there is no guarantee that interference will not occur in a particular installation. If this device does cause harmful interference to radio or television reception, which can be determined by turning the device off and on, the user is encouraged to try to correct the interference by one or more of the following measures:</p><p>--Reorient or relocate the receiving antenna.</p><p>--Increase the separation between the device and receiver.</p><p>--Connect the device into an outlet on a circuit different from that to which the receiver is connected.</p><p>--Consult the dealer or an experienced radio/TV technician for help</p><p>Changes or modifications not expressly approved by the party responsible for compliance could void the user's authority to operate the equipment</p><p>This device complies with Part 15 of the FCC Rules. Operation is subject to the following two conditions: (1) this device may not cause harmful interference, and</p><p>(2) this device must accept any interference received, including interference that may cause undesired operation</p></div>
---	--	--	---

<div>Select Android APK download and download as prompted</div> <div>2. For IOS</div> <div>Search "Oral cam" on apple app store to install the app</div> <div> App Store</div> <div> Oral cam</div> <div>Operation Guide</div> <div><p>1. Long press the button  3 seconds to turn on the dental camera.</p><p>2. Press this button to adjust the brightness of the camera-assisted LED light source after power on, which in turn is 0-25%-50%-75%-100%, choose the right brightness.</p><p>3. Click on the setting icon the main interface of the smartphone, and click on wlan / wifi of you smartphone.</p><p>4. The name of wifi is "Oral cam_*****", click it to connect the dental camera (on need password).</p><p>5. After the connection is successful, click on oralcam icon to view the real-time video.</p></div> <div>APP Operation</div> <div></div> <div>03</div>	<div> Mirror: image mirrir display</div> <div> REC: VIDEO record</div> <div> Picture: take a picture</div> <div> Albums: photo albums</div> <div> Return</div> <div> Setting: shooting resolution adjustment</div> <div>Technical Data</div> <div>Network standard: IEEE 802.11B/G/N</div> <div>Antenna: built in antenna</div> <div>Operating frequency: 2.4GHz</div> <div>Data rate: up to 300Mbps image</div> <div>Sensor: CMOS</div> <div>Sensor pixels: 2 million pixels</div> <div>Resolution: 1920*1080p</div> <div>Viewing angle: >70 degree</div> <div>Camera light source: 6 LEDs</div> <div>Operating temperature: 0~45℃</div> <div>Battery type: 3.7V 800mAh(14500 lithium ion battery)</div> <div>Battery life: 2 hours</div> <div>Battery recharge time: about 2 hours</div> <div>Power input: DC 5V 1A</div> <div>Waterproof grade: IP67(for lens)</div> <div>Trouble Shooting No Image Or Defects, Noise In The Image</div> <div><p>1. Check the wifi setting on your smartphone, make sure it has connected to the device.</p><p>2. Disconnect and reconnect the smartphone and the dental camera.</p><p>3. Close the app and open it again.</p></div> <div>04</div>	<div>4. Check the battery level, recharge the battery.</div> <div>Correct Disposal Of This Product</div> <div> (Waste Electrical & Electronic Equipment) This marking shown on the product or its literature, indicates that it should not be disposed with other household wastes at the end of its working life.</div> <div>To prevent possible harm to the environment or human health from uncontrolled waste disposal, please separate from other types of wastes and recycle it responsibly to promote the sustainable reuse of material resources.</div> <div>Househld user should contact either the retailer where they.</div> <div>Puechased this product or their local government office for.</div> <div>Details of where and how they can take this item for.</div> <div>Environmentally safe recycling, business user should contract.</div> <div>Their supplier and check the terms and conditions of the.</div> <div>Purchase contact, this product should not be mixed with other.</div> <div>Commercial wastes for disposal.</div> <div></div> <div>05</div>	<div></div> <div>Oral cam</div>
---	--	--	--

尺寸：140×43mm

材质：80g铜版纸 双面彩色印刷