

233621®

SEED

QUICK START GUIDE | USER MANUAL

WHAT'S IN THE BOX



SEED x1



Type-C Cable x1



User Manual x1

THE PRODUCT

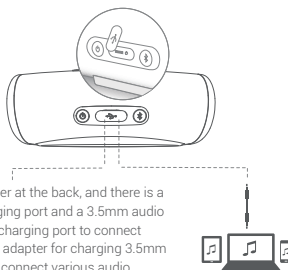
Top



Front



Rear



Open the cover at the back, and there is a Type-C charging port and a 3.5mm audio port: Type-c charging port to connect 5V/2A power adapter for charging 3.5mm audio port to connect various audio source equipment.

POWER ON/POWER OFF

1. Press "⏻", Your SEED is on and hear "Power on" voice prompt.
2. Press and hold "⏻" for 2 seconds, Your SEED will turn off and hear "Power off" voice prompt.
3. Press "⏻" for 5 seconds to reset the speaker.

BLUETOOTH PAIRING

First time pairing

When the speaker is powered on for the first time, it will automatically enter the pairing mode and hear "Looking for device" voice prompt, turn on Bluetooth on your device and connect to "233621® SEED".

Manual pairing (not the first pairing)

After powered on your SEED, Press "⏻" and hear "Looking for device" voice prompt to enter pairing mode. Manually disconnect the speaker from the device and prompt "Bluetooth disconnected".

Disconnect and reconnect

1. Manually disconnect and reconnect:
 - ① If disconnected Bluetooth connection on the source device, the SEED speaker will enter connectable mode for 20 minutes. SEED will turn off when there is no source device connected.
 - ② If SEED disconnects Bluetooth, it will enter the pairing state. If there is no mobile phone connection within 5 minutes, it exits the pairing state and enters the connectable state; if there is still no mobile phone connection within 10 minutes, it will power off.
2. Remote disconnect and reconnect:
 - ① After disconnect from the currently connected mobile phone and returning to the valid connection range within 10 minutes, it will be automatically reconnected.
 - ② After disconnect from the currently connected mobile phone and returning to the valid connection range within 10-20 minutes, the device needs to be reconnected manually.
 - ③ After disconnect from the currently connected mobile phone and returning to the valid connection range after 20 minutes, it will automatically power off and need to be restarted and then reconnected.

CALL FUNCTION

1. Press "☎" to answer / hang up the call.
2. Press and hold "☎" for 2 seconds to reject the incoming call.
3. Press "⏮" to control the call volume up and down.
4. Press and hold "🔇" for 2 seconds to enable or disable mute mode.

MUSIC CONTROL

1. Press "⏮" to play / pause music.
2. Press and hold "⏮" for 2 seconds to next track.
3. Press and hold "⏮" for 2 seconds to previous track.
4. Press "⏮" to control the music volume up and down.

INDICATOR STATUS DISPLAY

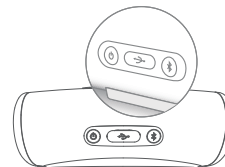
Front indicator

1. Blue light flashing: The music is playing
2. Green light flashing: Charging (power 31%-100%)
3. Red light flashing: Low power (1%-30%)

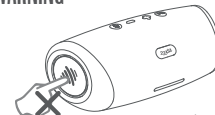


Rear indicator

1. White light always on: The device is powered on.
2. Blue light flashing: Pairing mode.
3. Blue light always on: The Bluetooth connection is successful.



WARNING



Do not push or press the passive driver when the speaker is operating.

THANK
YOU

SPECIFICATION

Product Name:	SEED
BT Version:	BT 5.0
Speaker:	48mm Dynamic Speaker
Frequency Response:	20Hz-20KHz
Connection Type:	Type-C charging, 3.5mm line-in port
Playback Time:	15h
Charging time:	3.5h
Battery capacity:	2600 mAh/7.4V
Waterproof:	IPX5
OTA Upgrade:	Implemented on APP

SAFETY AND HANDLING

1. Do not use this device in dusty, humid, dirty environments or places near magnetic fields.
2. Keep an appropriate volume to avoid hearing damage.
3. Do not use this device while driving.
4. Keep the device away from heat sources like electric heaters, microwave ovens, stoves, water heaters, candles or any hot place.
5. Do not use a hair dryer or microwave to dry the device.
6. Please use the device and its accessories in 45°F~113°F/ 0°~45°C. When the environmental temperature is too high or too low, it may cause device to stop working.
7. Keep the device and its accessories in a ventilated and cool place away from direct sunlight.
8. This device is not a toy, and children must use this device under adult supervision.

9. This device and its accessories are not normal household garbage. Please deal with them according to the local laws and regulations.
10. Earbuds is designed to charge using standard Type voltage (5v +- 0,25v). It is not recommended to charge product using power supplies/sources with higher voltage.

INFORMATIONAL NOTE FOR CUSTOMERS IN U.S.A. ONLY:

NOTE: This equipment has been tested and found to comply with the limits for a Class B digital device, pursuant to part 15 of the FCC Rules. These limits are designed to provide reasonable protection against harmful interference in a residential installation. This equipment generates uses and can radiate radio frequency energy and, if not installed and used in accordance with the instructions, may cause harmful interference to radio communications. However, there is no guarantee that interference will not occur in a particular installation. If this equipment does cause harmful interference to radio or television reception, which can be determined by turning the equipment off and on, the user is encouraged to try to correct the interference by one or more of the following measures:

- Reorient or relocate the receiving antenna.
 - Increase the separation between the equipment and receiver.
 - Connect the equipment into an outlet on a circuit different from that to which the receiver is connected.
 - Consult the dealer or an experienced radio/TV technician for help
- Changes or modifications not expressly approved by the party responsible for compliance could void the user's authority to operate the equipment. This device complies with Part 15 of the FCC Rules. Operation is subject to the following two conditions:
- ① this device may not cause harmful interference.
 - ② this device must accept any interference received, including interference that may cause undesired operation.



INFORMATIONAL NOTE FOR CUSTOMERS IN EU ONLY:

This device has been manufactured by or on behalf of SHENZHEN GRANDSUN ELECTRONIC CO., LTD. Hereby, SHENZHEN GRANDSUN ELECTRONIC CO., LTD.



Declares that this device is in compliance with Directive 2014/53/EU This symbol on the device, the battery or on the packaging indicates that the device and the battery shall not be treated as household waste. By ensuring these devices and batteries are disposed of correctly, you will help prevent potentially negative consequences for the environment and case of devices that for safety, performance or data integrity reasons require a permanent connection with an incorporated battery, this battery should be replaced by qualified service staff only. To ensure that the battery and the electrical and electronic device will be treated properly, hand over these devices at end-of-life to the applicable collection point for the recycling of electrical and electronic device. Hand the battery over to the applicable collection point for the recycling of waste batteries. For more detailed information about recycling of this device or battery, please contact your local Civic Office, your household waste disposal service or the dealer. This symbol is only valid in the European Union.

TRADEMARKS

1. The Bluetooth® word mark and logos are registered trademarks owned by Bluetooth SIG. Inc. And any use of such marks by SHENZHEN GRANDSUN ELECTRONIC CO., LTD. is under license.
2. "233621" word mark and logos are registered trademarks of SHENZHEN GRANDSUN ELECTRONIC CO., LTD. Reproduction in whole or in part without written permission is prohibited. Other companies and products mentioned herein are trademarks of their respective owners.

Made in China.



233621 WARRANTY

1. The device is guaranteed for 12 months from the date of purchase. Repair and maintenance service are free during period.
2. The warranty limitation:
 - a, Man-made damage.
 - b, Beyond the Warranty period.
 - c, Accessories damage due to improper use and maintenance.
 - d, Disassemble the device without manufacturer authority.
3. Service Information
233621 Website: www.thenumberbrand.com

WARNING!

To guarantee your personal safety, please ensure that these earbuds are not worn or kept in the immediate vicinity (close than 15 cm) of a pacemaker.

- Do not insert jack plug into electric sockets.
- Supervise children when using the device, the product is not a toy.
- Earbuds listening at high volume levels particularly over extended periods of time may damage your hearing.



IMPORTANT!

The operation of switches on your hi-fi system may cause clicks which at high volume settings may affect your hearing. Therefore, always set the volume control to minimum before switching between different sources.

FCC ID: 2AN4C-SEED
©2021 SHENZHEN GRANDSUN ELECTRONIC CO., LTD