



## 8. SETUP PHOTOS


### RADIATED AND POWERLINE CONDUCTED EMISSIONS MEASUREMENT SETUP FOR CHARGING MODE (CONFIGURATION 1)




RADIATED FRONT PHOTO (BELOW 1 GHz)



RADIATED BACK PHOTO (BELOW 1 GHz)




LINE CONDUCTED FRONT PHOTO




LINE CONDUCTED SIDE VIEW PHOTO

**RADIATED AND POWERLINE CONDUCTED EMISSIONS MEASUREMENT SETUP FOR CHARGING MODE (CONFIGURATION 2)**




RADIATED FRONT PHOTO (BELOW 1 GHz)



RADIATED BACK PHOTO (BELOW 1 GHz)



LINE CONDUCTED FRONT PHOTO



LINE CONDUCTED SIDE VIEW PHOTO

**END OF REPORT**