

# **Test setup photos of EUT**

## 1. Orthogonal planes of EUT


- The testing was set in the below orthogonal planes and measured.

### X-axis





### Y-axis





## 2. Photos of Radiated Spurious Emission Test (Below 1 GHz)



### 3. Photo of Radiated Spurious Emission Test (Above 1 GHz)

