



EUT SETUP PHOTOS


Conducted Emission_Front View(Mode 1)




Conducted Emission_Side View(Mode 1)



Conducted Emission_Front View(Mode 2)




Conducted Emission_Side View(Mode 2)




Conducted Emission_Front View(Mode 3)




Conducted Emission_Side View(Mode 3)



Conducted Emission_Front View(Mode 4)




Conducted Emission_Side View(Mode 4)



Radiation Emission_Below 1GHz - Front View (Mode 1)




Radiation Emission_Below 1GHz - Rear View (Mode 1)



Radiation Emission_Below 1GHz - Front View (Mode 2)




Radiation Emission_Below 1GHz - Rear View (Mode 2)



Radiation Emission_Below 1GHz - Front View (Mode 3)




Radiation Emission_Below 1GHz - Rear View (Mode 3)




Radiation Emission_Below 1GHz - Front View (Mode 4)




Radiation Emission_Below 1GHz - Rear View (Mode 4)




Radiation Emission_ Above 1GHz - Front View (Mode 1)




Radiation Emission_ Above 1GHz - Rear View (Mode 1)




Radiation Emission_ Above 1GHz - Front View (Mode 2)




Radiation Emission_ Above 1GHz - Rear View (Mode 2)




Radiation Emission_ Above 1GHz - Front View (Mode 3)



Radiation Emission_ Above 1GHz - Rear View (Mode 3)



Radiation Emission_ Above 1GHz - Front View (Mode 4)



Radiation Emission_ Above 1GHz - Rear View (Mode 4)

