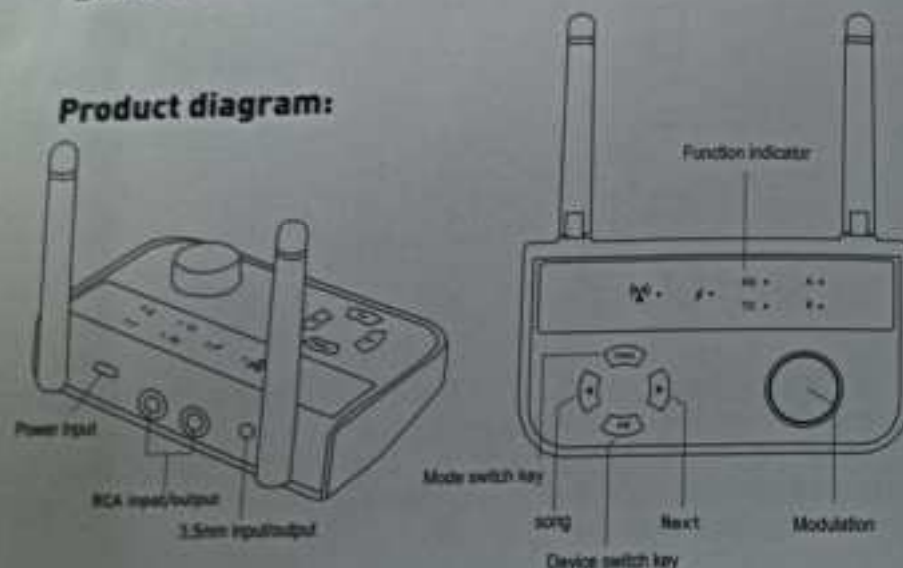


Bluetooth receiver+transmitter two in one

Product diagram:



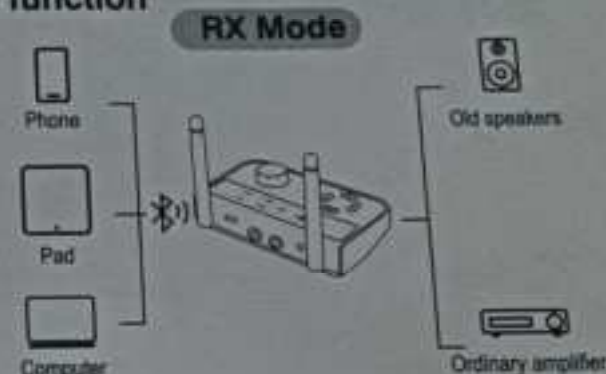
Product introduction

This product is a combination of Bluetooth receiver and transmitter. It is easy to operate. Short press the TX/RX button to switch between receiving and transmitting Bluetooth modes, and press the A/B button to switch between one and two. The Bluetooth receiver can wirelessly transmit the music in the mobile phone to the audio device or on the car audio. Suitable for car, mobile phone, tablet, TV, game console, CD player, MP3, etc. Perfectly solve the limitation of audio equipment, and expand functions of audio devices. The transmission can convert PC, TV, CD player, MP3 or any Get audio from other audio and send it to the Speakers or Bluetooth headsets.

Main parameters of the product

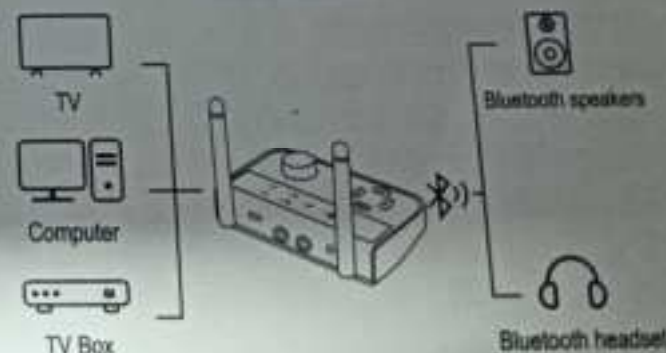
Name: Bluetooth receiver+transmitter two in one	Model: B39
Number of connected devices: 2	Frequency response range: 10Hz-20kHz
Signal to noise ratio: > 110dB	Distortion+noise: < 0.02%
Bluetooth version: 5.3	Output impedance: 75 ohms
Effective distance: 10m	Support: A2DP/AVRCP

Operation function



1: Connect the USB cable to the 5V charger, and the product will start automatically. Select the desired mode through TX/RX, and the RX+LED light will flash into the search state. Open the mobile phone to enter the Bluetooth search, find the device name "B39", click to connect successfully, and the light will stay on for a long time. If you need to connect the second mobile phone device, press the A/B button briefly to select, and then you can play music between the two devices by repeatedly connecting. The product can be connected to the car audio/home audio system/wired headset.

TX Mode



1. Connect the product to the TV/computer AUX interface through the audio cable, and connect the USB cable to the 5V charger. Start the machine, press the TX/RX button briefly to switch to the desired mode, and the TX-LED lamp will flash to enter the Bluetooth search state. Open the Bluetooth headset/Bluetooth speaker to enter the pairing status, and the product will automatically search for the connection, and connect to it. The work light is always on. The second device needs to be connected. Press the A/B key for a short time, and the B-LED will flash quickly to enter the second device Standby search status, open the second Bluetooth headset/Bluetooth speaker to enter the pairing status, and the product will. The successful connection light is always on when searching for connection. If the A/B light stays on at the same time, the connection between the two devices is successful. Wireless synchronous transmission of audio can be realized.

Warning Statement

This device complies with part 15 of the FCC Rules. Operation is subject to the following two conditions: (1) This device may not cause harmful interference, and (2) this device must accept any interference received, including interference that may cause undesired operation.

Any Changes or modifications not expressly approved by the party responsible for compliance could void the user's authority to operate the equipment.

Note: This equipment has been tested and found to comply with the limits for a Class B digital device, pursuant to part 15 of the FCC Rules. These limits are designed to provide reasonable protection against harmful interference in a residential installation. This equipment generates uses and can radiate radio frequency energy and, if not installed and used in accordance with the instructions, may cause harmful interference to radio communications. However, there is no guarantee that interference will not occur in a particular installation. If this equipment does cause harmful interference to radio or television reception, which can be determined by turning the equipment off and on, the user is encouraged to try to correct the interference by one or more of the following measures:

- Reorient or relocate the receiving antenna.
- Increase the separation between the equipment and receiver.
- Connect the equipment into an outlet on a circuit different from that to which the receiver is connected.
- Consult the dealer or an experienced radio/TV technician for help.

This equipment complies with FCC radiation exposure limits set forth for an uncontrolled environment. This equipment should be installed and operated with minimum distance 20cm between the radiator & your body.