

Test setup photos of EUT

Model Name: TM05FNNAGM0

Variant Model Name: TM05FNNAGM1

1. Orthogonal plane of EUT



- The testing was set in the three orthogonal planes and measured for each position (X, Y, Z).

X-axis



Model Name: TM05FNNAGM0
Variant Model Name: TM05FNNAGM1

2. Photos of Radiated Spurious Emission Test (Below 1 GHz)




Model Name: TM05FNNAGM0
Variant Model Name: TM05FNNAGM1

3. Photo of Radiated Spurious Emission Test (Above 1 GHz)



4. Photo of Conducted Test



Model Name: TM05FNNAGM0
Variant Model Name: TM05FNNAGM1