


## APPENDIX C - SETUP PHOTOS

Figure C.1 Setup, Right Side

Figure: 1

Setup Photo - Extremity Configuration				Separation Distance to Phantom (mm)	
Plot	DUT Position	Accessory P/N	Phantom	DUT	Antenna
B3	Right	N/A	ELI	0	0





Normal View



Close-Up View

Figure C.2 Setup, Tip

Figure: 2					
Setup Photo - BODY Configuration				Separation Distance to Phantom (mm)	
Accessories Shown					
Antenna	Battery	Body	Audio	Antenna	DUT
0	0	0	0	0	0
DUT					
0					
Phantom					
SAM					
Normal View					
Close-Up View					