

# Measurement Results

1-7901/19-01-12\_Annex\_MR\_A\_1

[Test logging](#)

---

This addendum is electronically signed and valid without handwritten signature.  
For verification of the electronic signatures, the public keys can be requested at the testing laboratory.

Document authorized:

---

---

**Marco Bertolino**  
Lab Manager  
Radio Communications & EMC

## Table of Content

IUT Summary	3
1. FCC Part 15.247 Maximum Peak Conducted Output Power FHSS ~ BT Classic Basic rate	4
2. FCC Part 15.247 Maximum Peak Conducted Output Power FHSS ~ BT Classic EDR Pi/4DQPSK	8
3. FCC Part 15.247 Maximum Peak Conducted Output Power FHSS ~ BT Classic EDR 8DPSK	12
4. FCC Part 15.247 Number Of Hopping Channels FHSS ~ BT Classic Basic rate	16
5. FCC Part 15.247 Carrier Frequency Separation FHSS ~ BT Classic Basic rate	20
6. FCC Part 15.247 Carrier Frequency Separation FHSS ~ BT Classic EDR Pi/4DQPSK	23
7. FCC Part 15.247 Carrier Frequency Separation FHSS ~ BT Classic EDR 8DPSK	26
8. FCC Part 15.247 TX Spurious Conducted ~ BT Classic Basic rate	29
9. FCC Part 15.247 TX Spurious Conducted ~ BT Classic EDR Pi/4DQPSK	34
10. FCC Part 15.247 TX Spurious Conducted ~ BT Classic EDR 8DPSK	39
11. FCC Part 15.247 Bandwidth 99PCT-20dB ~ BT Classic Basic rate	44
12. FCC Part 15.247 Bandwidth 99PCT-20dB ~ BT Classic EDR Pi/4DQPSK	52
13. FCC Part 15.247 Bandwidth 99PCT-20dB ~ BT Classic EDR 8DPSK	60

## IUT Summary

IUT DEFINITION	
Manufacturer	Parrot Automotive SAS
Type	IVI
Serial No.	see BT Address
Setup No.	NI
SW Version	NI
HW Version	NI
Comment 1	NI
Comment 2	NI

IUT Common Settings	
Tlow [°C]	-40
Tmid [°C]	20
Thigh [°C]	85
Vlow [V]	9
Vmid [V]	13.5
Vhigh [V]	16
Imax [A]	3
Auto Control enabled Power Supply   Climatic Box	No   No
Antenna Gain [dBi]	0
Additional Path Loss [dB]	0

IUT Common Settings BT Classic	
Intermodulation Value N	3
Image Freq. Low   Mid   High [MHz]	0   0   0
Power Class	2
Power Control	Enhanced
Longest Supported Packet Type	DH5
RF Supported	Basic Rate True   EDR Pi/4DQPSK True   EDR 8DPSK True
Testmode	LOOPback
Perform Inquiry	No
IUT BT Address	D4CA6ED27750
Signaling BT Address	BABEBEDADBAD
Switch Matrix & Pathcompensation enabled	Yes

## 1. FCC Part 15.247 Maximum Peak Conducted Output Power FHSS ~ BT Classic Basic rate

Test References	
TC Start	27.06.2019 14:42:58
System Version	1.0.0.16
Test Specification	FCC Part 15.247
Test Method	
Class / TC Version / TC ID	TC_VM_FCC15247_Maximum_Peak_Conducted_Output_Power_FHSS_V01 Version: 0.0.1   TCID_FCC15247_4
My Description	FCC 15.247 Maximum Peak Output Power Conducted FHSS - BT Classic Basic Rate
Add. Information	

Test Parameter	
Technology to test	BT Classic Basic rate
Antenna Port used	1
Temperature	mid
Voltage	mid
Frequency low to test	True   Freq [MHz] 2402
Frequency mid to test	True   Freq [MHz] 2441
Frequency high to test	True   Freq [MHz] 2480
Pattern	PRBS9
Switched Path	IUT - SignalingUnit - SpectrumAnalyzer
Devices in use	SigBT: Rohde&Schwarz,CMW,1201.0002k75/100683,3.7.70   SA: Rohde&Schwarz,FSV-30,1321.3008K30/103809,3.40

## Test at TX 2402 MHz

RESULT: BT Classic Connection check

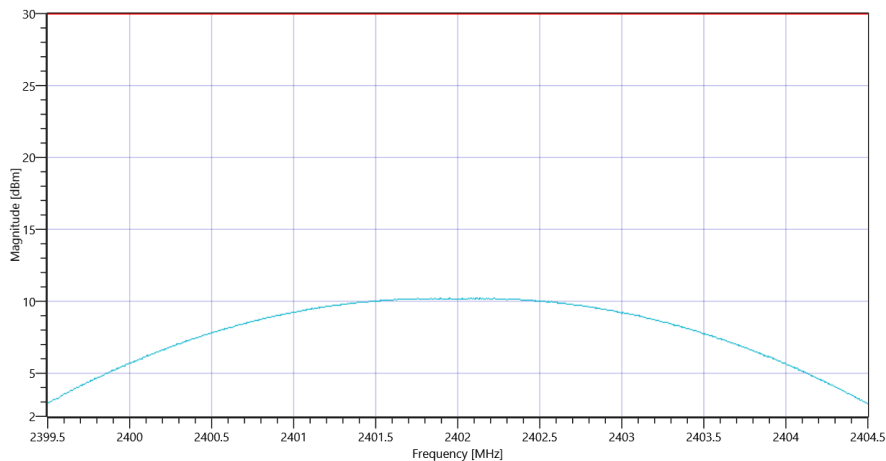
Test Description	Lower Limit	Upper Limit	Measured	Unit	Verdict
Connection result	---	---	---	--	TCON

READ SA SETTINGS:

Ref. Level [dBm]	20.19
Ref. Lev. offs [dB]	9.79
Input Attenuation [dB]	30
Freq. Start [MHz]	2399.500
Freq. Stop [MHz]	2404.500
Resolution BW. [MHz]	3.000000
Video BW. [MHz]	10.000000
Detector	POS
Sweep Time [ms]	1000
Sweep Points/Section	1001
Sweep Count	10
Sweep Mode	MAXH
Used Sweep Type	SWE

RESULT: TC\_VM\_FCC15247\_Maximum\_Peak\_Conducted\_Output\_Power\_FHSS\_V01

Test Description	Lower Limit	Upper Limit	Measured	Unit	Verdict
Peak Power	---	30.00	10.2	dBm	PASS
Peak Power	---	1000	10.471285	mW	PASS
Frequency at Peak	---	---	2402.175	MHz	Information



Plot\_FCC Part 15.247 Maximum Peak Conducted Output Power FHSS ~ BT Classic Basic rate\_27062019\_144327.png

## Test at TX 2441 MHz

RESULT: BT Classic Connection check

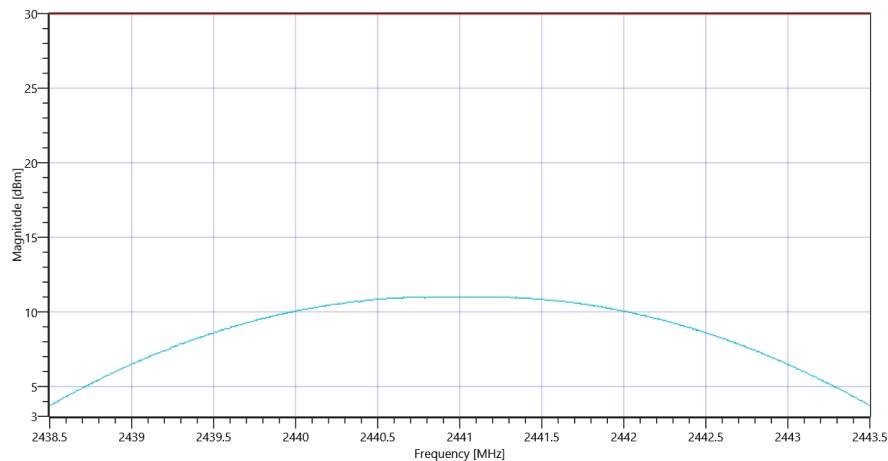
Test Description	Lower Limit	Upper Limit	Measured	Unit	Verdict
Connection result	---	---	---	--	TCON

READ SA SETTINGS:

Ref. Level [dBm]	20.88
Ref. Lev. offs [dB]	9.91
Input Attenuation [dB]	30
Freq. Start [MHz]	2438.500
Freq. Stop [MHz]	2443.500
Resolution BW. [MHz]	3.000000
Video BW. [MHz]	10.000000
Detector	POS
Sweep Time [ms]	1000
Sweep Points/Section	1001
Sweep Count	10
Sweep Mode	MAXH
Used Sweep Type	SWE

RESULT: TC\_VM\_FCC15247\_Maximum\_Peak\_Conducted\_Output\_Power\_FHSS\_V01

Test Description	Lower Limit	Upper Limit	Measured	Unit	Verdict
Peak Power	---	30.00	11.02	dBm	PASS
Peak Power	---	1000	12.647363	mW	PASS
Frequency at Peak	---	---	2440.925	MHz	Information



Plot\_FCC Part 15.247 Maximum Peak Conducted Output Power FHSS ~ BT Classic Basic rate\_27062019\_144351.png

## Test at TX 2480 MHz

RESULT: BT Classic Connection check

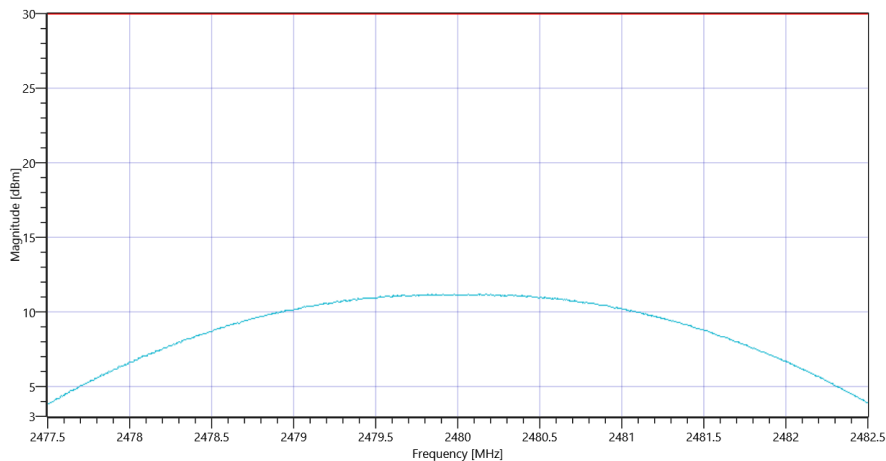
Test Description	Lower Limit	Upper Limit	Measured	Unit	Verdict
Connection result	---	---	---	--	TCON

READ SA SETTINGS:

Ref. Level [dBm]	20.98
Ref. Lev. offs [dB]	9.96
Input Attenuation [dB]	30
Freq. Start [MHz]	2477.500
Freq. Stop [MHz]	2482.500
Resolution BW. [MHz]	3.000000
Video BW. [MHz]	10.000000
Detector	POS
Sweep Time [ms]	1000
Sweep Points/Section	1001
Sweep Count	10
Sweep Mode	MAXH
Used Sweep Type	SWE

RESULT: TC\_VM\_FCC15247\_Maximum\_Peak\_Conducted\_Output\_Power\_FHSS\_V01

Test Description	Lower Limit	Upper Limit	Measured	Unit	Verdict
Peak Power	---	30.00	11.18	dBm	PASS
Peak Power	---	1000	13.121999	mW	PASS
Frequency at Peak	---	---	2480.17	MHz	Information



Plot\_FCC Part 15.247 Maximum Peak Conducted Output Power FHSS ~ BT Classic Basic rate\_27062019\_144416.png

TEST FINISHED

General Verdict

27.06.2019 14:44:16 / RT: 77 s

PASS

## 2. FCC Part 15.247 Maximum Peak Conducted Output Power FHSS ~ BT Classic EDR Pi/4DQPSK

Test References	
TC Start	27.06.2019 14:44:20
System Version	1.0.0.16
Test Specification	FCC Part 15.247
Test Method	
Class / TC Version / TC ID	TC_VM_FCC15247_Maximum_Peak_Conducted_Output_Power_FHSS_V01 Version: 0.0.1   TCID_FCC15247_4
My Description	FCC 15.247 Maximum Peak Output Power Conducted FHSS - BT Classic EDR Pi/4DQPSK
Add. Information	

Test Parameter	
Technology to test	BT Classic EDR Pi/4DQPSK
Antenna Port used	1
Temperature	mid
Voltage	mid
Frequency low to test	True   Freq [MHz] 2402
Frequency mid to test	True   Freq [MHz] 2441
Frequency high to test	True   Freq [MHz] 2480
Pattern	PRBS9
Switched Path	IUT - SignalingUnit - SpectrumAnalyzer
Devices in use	SigBT: Rohde&Schwarz,CMW,1201.0002k75/100683,3.7.70   SA: Rohde&Schwarz,FSV-30,1321.3008K30/103809,3.40



## Test at TX 2402 MHz

RESULT: BT Classic Connection check

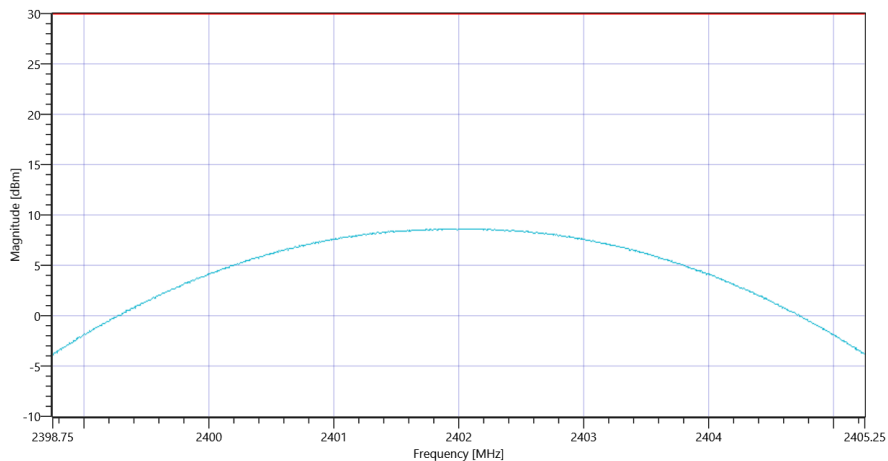
Test Description	Lower Limit	Upper Limit	Measured	Unit	Verdict
Connection result	---	---	---	--	TCON

READ SA SETTINGS:

Ref. Level [dBm]	18.11
Ref. Lev. offs [dB]	9.79
Input Attenuation [dB]	25
Freq. Start [MHz]	2398.750
Freq. Stop [MHz]	2405.250
Resolution BW. [MHz]	3.000000
Video BW. [MHz]	10.000000
Detector	POS
Sweep Time [ms]	1000
Sweep Points/Section	1001
Sweep Count	10
Sweep Mode	MAXH
Used Sweep Type	SWE

RESULT: TC\_VM\_FCC15247\_Maximum\_Peak\_Conducted\_Output\_Power\_FHSS\_V01

Test Description	Lower Limit	Upper Limit	Measured	Unit	Verdict
Peak Power	---	30.00	8.6	dBm	PASS
Peak Power	---	1000	7.24436	mW	PASS
Frequency at Peak	---	---	2402.026	MHz	Information



Plot\_FCC Part 15.247 Maximum Peak Conducted Output Power FHSS ~ BT Classic EDR Pi-4DQPSK\_27062019\_144448.png

## Test at TX 2441 MHz

### RESULT: BT Classic Connection check

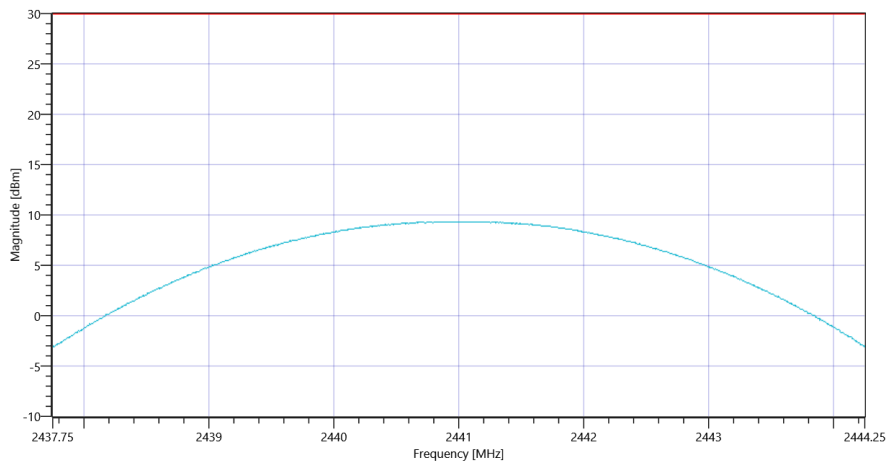
Test Description	Lower Limit	Upper Limit	Measured	Unit	Verdict
Connection result	---	---	---	--	TCON

### READ SA SETTINGS:

Ref. Level [dBm]	18.88
Ref. Lev. offs [dB]	9.91
Input Attenuation [dB]	25
Freq. Start [MHz]	2437.750
Freq. Stop [MHz]	2444.250
Resolution BW. [MHz]	3.000000
Video BW. [MHz]	10.000000
Detector	POS
Sweep Time [ms]	1000
Sweep Points/Section	1001
Sweep Count	10
Sweep Mode	MAXH
Used Sweep Type	SWE

### RESULT: TC\_VM\_FCC15247\_Maximum\_Peak\_Conducted\_Output\_Power\_FHSS\_V01

Test Description	Lower Limit	Upper Limit	Measured	Unit	Verdict
Peak Power	---	30.00	9.33	dBm	PASS
Peak Power	---	1000	8.570378	mW	PASS
Frequency at Peak	---	---	2440.954	MHz	Information



Plot\_FCC Part 15.247 Maximum Peak Conducted Output Power FHSS ~ BT Classic EDR Pi-4DQPSK\_27062019\_144512.png

## Test at TX 2480 MHz

RESULT: BT Classic Connection check

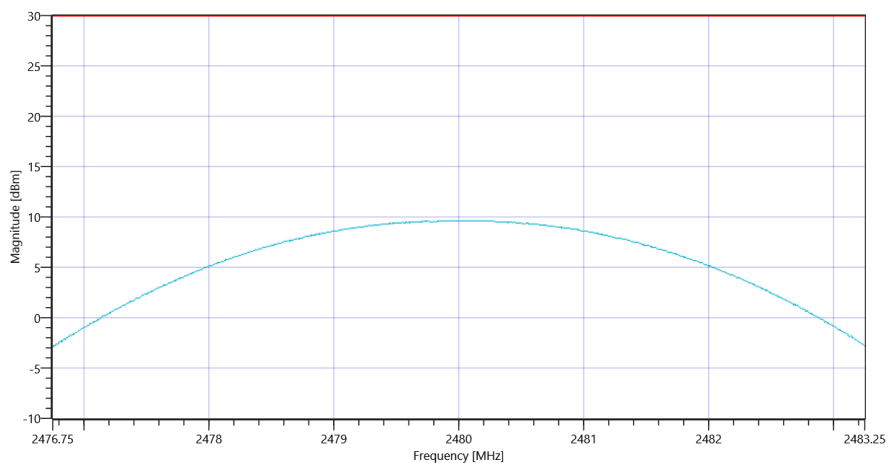
Test Description	Lower Limit	Upper Limit	Measured	Unit	Verdict
Connection result	---	---	---	--	TCON

READ SA SETTINGS:

Ref. Level [dBm]	19.02
Ref. Lev. offs [dB]	9.96
Input Attenuation [dB]	25
Freq. Start [MHz]	2476.750
Freq. Stop [MHz]	2483.250
Resolution BW. [MHz]	3.000000
Video BW. [MHz]	10.000000
Detector	POS
Sweep Time [ms]	1000
Sweep Points/Section	1001
Sweep Count	10
Sweep Mode	MAXH
Used Sweep Type	SWE

RESULT: TC\_VM\_FCC15247\_Maximum\_Peak\_Conducted\_Output\_Power\_FHSS\_V01

Test Description	Lower Limit	Upper Limit	Measured	Unit	Verdict
Peak Power	---	30.00	9.62	dBm	PASS
Peak Power	---	1000	9.162205	mW	PASS
Frequency at Peak	---	---	2480.026	MHz	Information



Plot\_FCC Part 15.247 Maximum Peak Conducted Output Power FHSS ~ BT Classic EDR Pi-4DQPSK\_27062019\_144536.png

TEST FINISHED

General Verdict

27.06.2019 14:45:36 / RT: 76 s

PASS

### 3. FCC Part 15.247 Maximum Peak Conducted Output Power FHSS ~ BT Classic EDR 8DPSK

Test References	
TC Start	27.06.2019 14:45:40
System Version	1.0.0.16
Test Specification	FCC Part 15.247
Test Method	
Class / TC Version / TC ID	TC_VM_FCC15247_Maximum_Peak_Conducted_Output_Power_FHSS_V01 Version: 0.0.1   TCID_FCC15247_4
My Description	FCC 15.247 Maximum Peak Output Power Conducted FHSS - BT Classic EDR 8DPSK
Add. Information	

Test Parameter	
Technology to test	BT Classic EDR 8DPSK
Antenna Port used	1
Temperature	mid
Voltage	mid
Frequency low to test	True   Freq [MHz] 2402
Frequency mid to test	True   Freq [MHz] 2441
Frequency high to test	True   Freq [MHz] 2480
Pattern	PRBS9
Switched Path	IUT - SignalingUnit - SpectrumAnalyzer
Devices in use	SigBT: Rohde&Schwarz,CMW,1201.0002k75/100683,3.7.70   SA: Rohde&Schwarz,FSV-30,1321.3008K30/103809,3.40

## Test at TX 2402 MHz

RESULT: BT Classic Connection check

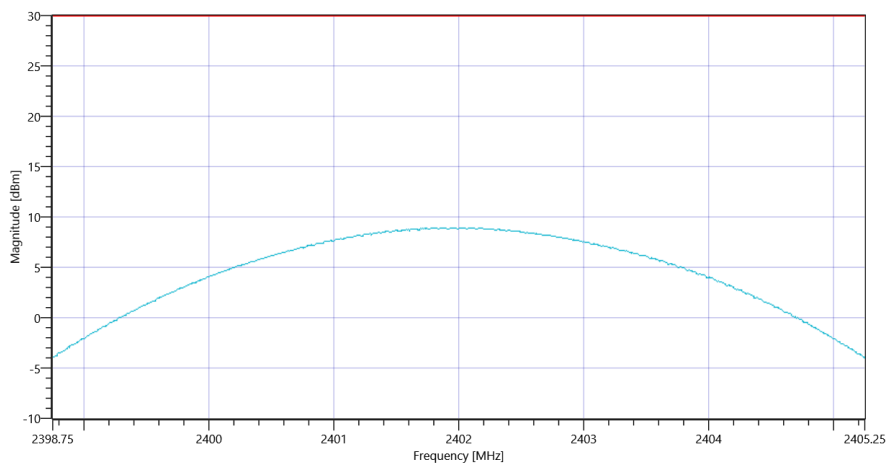
Test Description	Lower Limit	Upper Limit	Measured	Unit	Verdict
Connection result	---	---	---	--	TCON

READ SA SETTINGS:

Ref. Level [dBm]	18.45
Ref. Lev. offs [dB]	9.79
Input Attenuation [dB]	25
Freq. Start [MHz]	2398.750
Freq. Stop [MHz]	2405.250
Resolution BW. [MHz]	3.000000
Video BW. [MHz]	10.000000
Detector	POS
Sweep Time [ms]	1000
Sweep Points/Section	1001
Sweep Count	10
Sweep Mode	MAXH
Used Sweep Type	SWE

RESULT: TC\_VM\_FCC15247\_Maximum\_Peak\_Conducted\_Output\_Power\_FHSS\_V01

Test Description	Lower Limit	Upper Limit	Measured	Unit	Verdict
Peak Power	---	30.00	8.92	dBm	PASS
Peak Power	---	1000	7.798301	mW	PASS
Frequency at Peak	---	---	2401.877	MHz	Information



Plot\_FCC Part 15.247 Maximum Peak Conducted Output Power FHSS ~ BT Classic EDR 8DPSK\_27062019\_144608.png

## Test at TX 2441 MHz

RESULT: BT Classic Connection check

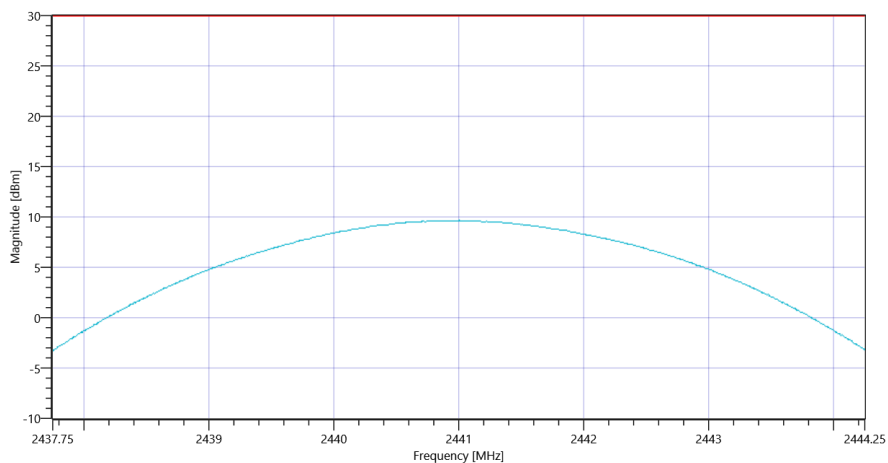
Test Description	Lower Limit	Upper Limit	Measured	Unit	Verdict
Connection result	---	---	---	--	TCON

READ SA SETTINGS:

Ref. Level [dBm]	19.25
Ref. Lev. offs [dB]	9.91
Input Attenuation [dB]	25
Freq. Start [MHz]	2437.750
Freq. Stop [MHz]	2444.250
Resolution BW. [MHz]	3.000000
Video BW. [MHz]	10.000000
Detector	POS
Sweep Time [ms]	1000
Sweep Points/Section	1001
Sweep Count	10
Sweep Mode	MAXH
Used Sweep Type	SWE

RESULT: TC\_VM\_FCC15247\_Maximum\_Peak\_Conducted\_Output\_Power\_FHSS\_V01

Test Description	Lower Limit	Upper Limit	Measured	Unit	Verdict
Peak Power	---	30.00	9.65	dBm	PASS
Peak Power	---	1000	9.225714	mW	PASS
Frequency at Peak	---	---	2441.006	MHz	Information



Plot\_FCC Part 15.247 Maximum Peak Conducted Output Power FHSS ~ BT Classic EDR 8DPSK\_27062019\_144632.png

## Test at TX 2480 MHz

RESULT: BT Classic Connection check

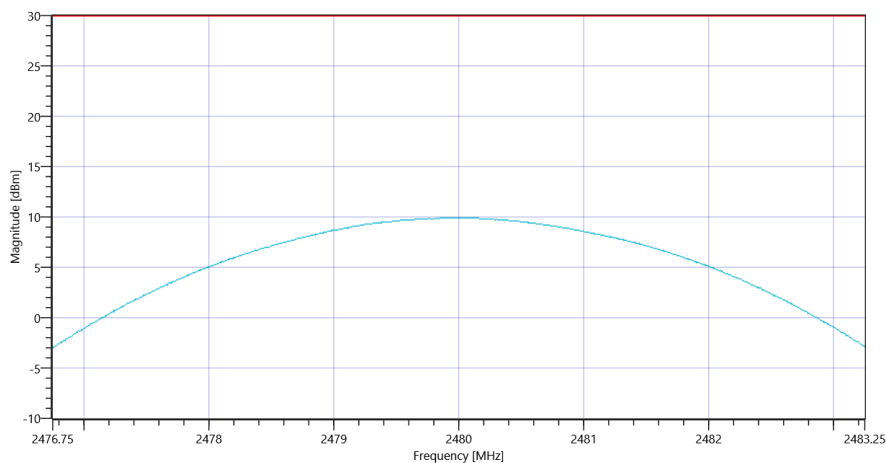
Test Description	Lower Limit	Upper Limit	Measured	Unit	Verdict
Connection result	---	---	---	--	TCON

READ SA SETTINGS:

Ref. Level [dBm]	19.03
Ref. Lev. offs [dB]	9.96
Input Attenuation [dB]	25
Freq. Start [MHz]	2476.750
Freq. Stop [MHz]	2483.250
Resolution BW. [MHz]	3.000000
Video BW. [MHz]	10.000000
Detector	POS
Sweep Time [ms]	1000
Sweep Points/Section	1001
Sweep Count	10
Sweep Mode	MAXH
Used Sweep Type	SWE

RESULT: TC\_VM\_FCC15247\_Maximum\_Peak\_Conducted\_Output\_Power\_FHSS\_V01

Test Description	Lower Limit	Upper Limit	Measured	Unit	Verdict
Peak Power	---	30.00	9.92	dBm	PASS
Peak Power	---	1000	9.817479	mW	PASS
Frequency at Peak	---	---	2479.942	MHz	Information



Plot\_FCC Part 15.247 Maximum Peak Conducted Output Power FHSS ~ BT Classic EDR 8DPSK\_27062019\_144657.png

TEST FINISHED

General Verdict

27.06.2019 14:46:57 / RT: 76 s

PASS

## 4. FCC Part 15.247 Number Of Hopping Channels FHSS ~ BT Classic Basic rate

Test References	
TC Start	27.06.2019 14:47:01
System Version	1.0.0.16
Test Specification	FCC Part 15.247
Test Method	
Class / TC Version / TC ID	TC_VM_FCC15247_Number_of_hopping_channels_FHSS_V01 Version: 0.0.1   TCID_FCC15247_5
My Description	FCC 15.247 Number Of Hopping Channels FHSS - BT Classic Basic Rate
Add. Information	

Test Parameter	
Technology to test	BT Classic Basic rate
Antenna Port used	1
Temperature	mid
Voltage	mid
Frequency low to test	False   Freq [MHz] 2402
Frequency mid to test	False   Freq [MHz] 2441
Frequency high to test	False   Freq [MHz] 2480
Device in hopping mode	True
Pattern	PRBS9
Switched Path	IUT - SignalingUnit - SpectrumAnalyzer
Devices in use	SigBT: Rohde&Schwarz,CMW,1201.0002k75/100683,3.7.70   SA: Rohde&Schwarz,FSV-30,1321.3008K30/103809,3.40



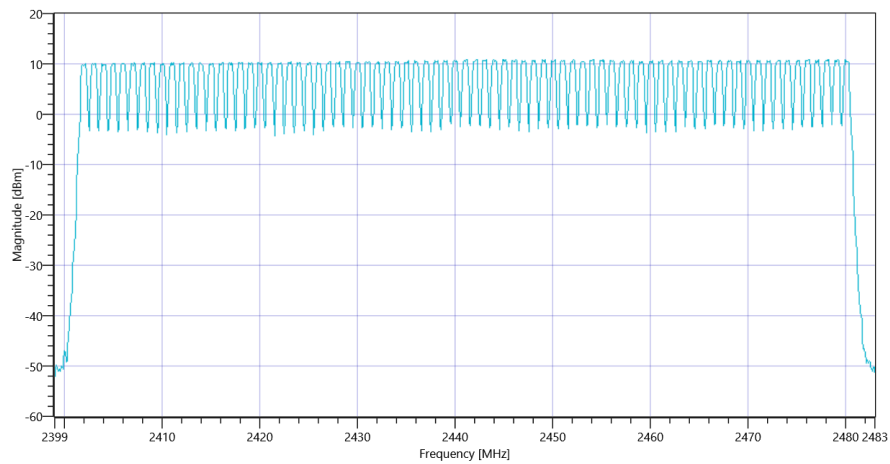
## Test at TX hopping MHz

RESULT: BT Classic Connection check					
Test Description	Lower Limit	Upper Limit	Measured	Unit	Verdict
Connection result	---	---	---	--	TCON

READ SA SETTINGS:	
Ref. Level [dBm]	16.07
Ref. Lev. offs [dB]	9.91
Input Attenuation [dB]	25
Freq. Start [MHz]	2399.000
Freq. Stop [MHz]	2483.000
Resolution BW. [MHz]	0.200000
Video BW. [MHz]	0.500000
Detector	POS
Sweep Time [ms]	1
Sweep Points/Section	1001
Sweep Count	10000
Sweep Mode	MAXH
Used Sweep Type	SWE

RESULT: TC_VM_FCC15247_Number_of_hopping_channels_FHSS_V01					
Test Description	Lower Limit	Upper Limit	Measured	Unit	Verdict
Hopp channel (rounded)	---	---	2402	MHz	Information
Hopp channel (rounded)	---	---	2403	MHz	Information
Hopp channel (rounded)	---	---	2404	MHz	Information
Hopp channel (rounded)	---	---	2405	MHz	Information
Hopp channel (rounded)	---	---	2406	MHz	Information
Hopp channel (rounded)	---	---	2407	MHz	Information
Hopp channel (rounded)	---	---	2408	MHz	Information
Hopp channel (rounded)	---	---	2409	MHz	Information
Hopp channel (rounded)	---	---	2410	MHz	Information
Hopp channel (rounded)	---	---	2411	MHz	Information
Hopp channel (rounded)	---	---	2412	MHz	Information
Hopp channel (rounded)	---	---	2413	MHz	Information
Hopp channel (rounded)	---	---	2414	MHz	Information
Hopp channel (rounded)	---	---	2415	MHz	Information
Hopp channel (rounded)	---	---	2416	MHz	Information
Hopp channel (rounded)	---	---	2417	MHz	Information
Hopp channel (rounded)	---	---	2418	MHz	Information
Hopp channel (rounded)	---	---	2419	MHz	Information
Hopp channel (rounded)	---	---	2420	MHz	Information
Hopp channel (rounded)	---	---	2421	MHz	Information
Hopp channel (rounded)	---	---	2422	MHz	Information
Hopp channel (rounded)	---	---	2423	MHz	Information
Hopp channel (rounded)	---	---	2424	MHz	Information
Hopp channel (rounded)	---	---	2425	MHz	Information
Hopp channel (rounded)	---	---	2426	MHz	Information
Hopp channel (rounded)	---	---	2427	MHz	Information
Hopp channel (rounded)	---	---	2428	MHz	Information
Hopp channel (rounded)	---	---	2429	MHz	Information
Hopp channel (rounded)	---	---	2430	MHz	Information
Hopp channel (rounded)	---	---	2431	MHz	Information
Hopp channel (rounded)	---	---	2432	MHz	Information
Hopp channel (rounded)	---	---	2433	MHz	Information
Hopp channel (rounded)	---	---	2434	MHz	Information
Hopp channel (rounded)	---	---	2435	MHz	Information

Hopp channel (rounded)	---	---	2436	MHz	Information
Hopp channel (rounded)	---	---	2437	MHz	Information
Hopp channel (rounded)	---	---	2438	MHz	Information
Hopp channel (rounded)	---	---	2439	MHz	Information
Hopp channel (rounded)	---	---	2440	MHz	Information
Hopp channel (rounded)	---	---	2441	MHz	Information
Hopp channel (rounded)	---	---	2442	MHz	Information
Hopp channel (rounded)	---	---	2443	MHz	Information
Hopp channel (rounded)	---	---	2444	MHz	Information
Hopp channel (rounded)	---	---	2445	MHz	Information
Hopp channel (rounded)	---	---	2446	MHz	Information
Hopp channel (rounded)	---	---	2447	MHz	Information
Hopp channel (rounded)	---	---	2448	MHz	Information
Hopp channel (rounded)	---	---	2449	MHz	Information
Hopp channel (rounded)	---	---	2450	MHz	Information
Hopp channel (rounded)	---	---	2451	MHz	Information
Hopp channel (rounded)	---	---	2452	MHz	Information
Hopp channel (rounded)	---	---	2453	MHz	Information
Hopp channel (rounded)	---	---	2454	MHz	Information
Hopp channel (rounded)	---	---	2455	MHz	Information
Hopp channel (rounded)	---	---	2456	MHz	Information
Hopp channel (rounded)	---	---	2457	MHz	Information
Hopp channel (rounded)	---	---	2458	MHz	Information
Hopp channel (rounded)	---	---	2459	MHz	Information
Hopp channel (rounded)	---	---	2460	MHz	Information
Hopp channel (rounded)	---	---	2461	MHz	Information
Hopp channel (rounded)	---	---	2462	MHz	Information
Hopp channel (rounded)	---	---	2463	MHz	Information
Hopp channel (rounded)	---	---	2464	MHz	Information
Hopp channel (rounded)	---	---	2465	MHz	Information
Hopp channel (rounded)	---	---	2466	MHz	Information
Hopp channel (rounded)	---	---	2467	MHz	Information
Hopp channel (rounded)	---	---	2468	MHz	Information
Hopp channel (rounded)	---	---	2469	MHz	Information
Hopp channel (rounded)	---	---	2470	MHz	Information
Hopp channel (rounded)	---	---	2471	MHz	Information
Hopp channel (rounded)	---	---	2472	MHz	Information
Hopp channel (rounded)	---	---	2473	MHz	Information
Hopp channel (rounded)	---	---	2474	MHz	Information
Hopp channel (rounded)	---	---	2475	MHz	Information
Hopp channel (rounded)	---	---	2476	MHz	Information
Hopp channel (rounded)	---	---	2477	MHz	Information
Hopp channel (rounded)	---	---	2478	MHz	Information
Hopp channel (rounded)	---	---	2479	MHz	Information
Hopp channel (rounded)	---	---	2480	MHz	Information
Σ Hopping channels	15	---	79	Number	PASS



Plot\_FCC Part 15.247 Number Of Hopping Channels FHSS ~ BT Classic Basic rate\_27062019\_144743.png

TEST FINISHED

General Verdict

27.06.2019 14:47:43 / RT: 42 s

PASS

## 5. FCC Part 15.247 Carrier Frequency Separation FHSS ~ BT Classic Basic rate

Test References	
TC Start	27.06.2019 14:49:18
System Version	1.0.0.16
Test Specification	FCC Part 15.247
Test Method	
Class / TC Version / TC ID	TC_VM_FCC15247_Carrier_Frequency_Separation_FHSS_V01 Version: 0.0.1   TCID_FCC15247_9
My Description	FCC 15.247 Carrier Frequency Separation FHSS - BT Classic Basic Rate
Add. Information	

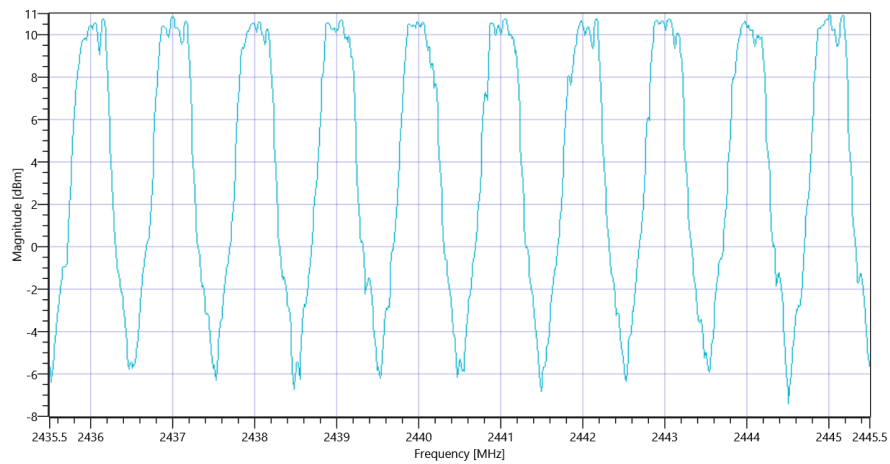
Test Parameter	
Technology to test	BT Classic Basic rate
Antenna Port used	1
Temperature	mid
Voltage	mid
Frequency low to test	False   Freq [MHz] 2402
Frequency mid to test	False   Freq [MHz] 2441
Frequency high to test	False   Freq [MHz] 2480
Device in hopping mode	True
Pattern	PRBS9
Switched Path	IUT - SignalingUnit - SpectrumAnalyzer
Devices in use	SigBT: Rohde&Schwarz,CMW,1201.0002k75/100683,3.7.70   SA: Rohde&Schwarz,FSV-30,1321.3008K30/103809,3.40

## Test at TX hopping MHz

RESULT: BT Classic Connection check					
Test Description	Lower Limit	Upper Limit	Measured	Unit	Verdict
Connection result	---	---	---	--	TCON

READ SA SETTINGS:	
Ref. Level [dBm]	16.09
Ref. Lev. offs [dB]	9.94
Input Attenuation [dB]	25
Freq. Start [MHz]	2435.500
Freq. Stop [MHz]	2445.500
Resolution BW. [MHz]	0.100000
Video BW. [MHz]	0.300000
Detector	POS
Sweep Time [ms]	1
Sweep Points/Section	1001
Sweep Count	20000
Sweep Mode	MAXH
Used Sweep Type	SWE

RESULT: TC_VM_FCC15247_Carrier_Frequency_Separation_FHSS_V01					
Test Description	Lower Limit	Upper Limit	Measured	Unit	Verdict
1 CFS n to n+1 (rnd)	0.025	---	1	MHz	PASS
1 CFS n to n+1 (rnd)	0.667 (2/3 Nom.BW)	---	1	MHz	PASS
2 CFS n to n+1 (rnd)	0.025	---	1	MHz	PASS
2 CFS n to n+1 (rnd)	0.667 (2/3 Nom.BW)	---	1	MHz	PASS
3 CFS n to n+1 (rnd)	0.025	---	1	MHz	PASS
3 CFS n to n+1 (rnd)	0.667 (2/3 Nom.BW)	---	1	MHz	PASS
4 CFS n to n+1 (rnd)	0.025	---	1	MHz	PASS
4 CFS n to n+1 (rnd)	0.667 (2/3 Nom.BW)	---	1	MHz	PASS
5 CFS n to n+1 (rnd)	0.025	---	1	MHz	PASS
5 CFS n to n+1 (rnd)	0.667 (2/3 Nom.BW)	---	1	MHz	PASS
6 CFS n to n+1 (rnd)	0.025	---	1	MHz	PASS
6 CFS n to n+1 (rnd)	0.667 (2/3 Nom.BW)	---	1	MHz	PASS
7 CFS n to n+1 (rnd)	0.025	---	1	MHz	PASS
7 CFS n to n+1 (rnd)	0.667 (2/3 Nom.BW)	---	1	MHz	PASS
8 CFS n to n+1 (rnd)	0.025	---	1	MHz	PASS
8 CFS n to n+1 (rnd)	0.667 (2/3 Nom.BW)	---	1	MHz	PASS
9 CFS n to n+1 (rnd)	0.025	---	1	MHz	PASS
9 CFS n to n+1 (rnd)	0.667 (2/3 Nom.BW)	---	1	MHz	PASS
Carrier Freq. (rnd)	---	---	2436	MHz	Information
Carrier Freq. (rnd)	---	---	2437	MHz	Information
Carrier Freq. (rnd)	---	---	2438	MHz	Information
Carrier Freq. (rnd)	---	---	2439	MHz	Information
Carrier Freq. (rnd)	---	---	2440	MHz	Information
Carrier Freq. (rnd)	---	---	2441	MHz	Information
Carrier Freq. (rnd)	---	---	2442	MHz	Information
Carrier Freq. (rnd)	---	---	2443	MHz	Information
Carrier Freq. (rnd)	---	---	2444	MHz	Information
Carrier Freq. (rnd)	---	---	2445	MHz	Information



Plot\_FCC Part 15.247 Carrier Frequency Separation FHSS ~ BT Classic Basic rate\_27062019\_145112.png

TEST FINISHED

General Verdict

27.06.2019 14:51:12 / RT: 114 s

PASS

## 6. FCC Part 15.247 Carrier Frequency Separation FHSS ~ BT Classic EDR Pi/4DQPSK

Test References	
TC Start	27.06.2019 14:51:16
System Version	1.0.0.16
Test Specification	FCC Part 15.247
Test Method	
Class / TC Version / TC ID	TC_VM_FCC15247_Carrier_Frequency_Separation_FHSS_V01 Version: 0.0.1   TCID_FCC15247_9
My Description	FCC 15.247 Carrier Frequency Separation FHSS - BT Classic EDR Pi/4DQPSK
Add. Information	

Test Parameter	
Technology to test	BT Classic EDR Pi/4DQPSK
Antenna Port used	1
Temperature	mid
Voltage	mid
Frequency low to test	False   Freq [MHz] 2402
Frequency mid to test	False   Freq [MHz] 2441
Frequency high to test	False   Freq [MHz] 2480
Device in hopping mode	True
Pattern	PRBS9
Switched Path	IUT - SignalingUnit - SpectrumAnalyzer
Devices in use	SigBT: Rohde&Schwarz,CMW,1201.0002k75/100683,3.7.70   SA: Rohde&Schwarz,FSV-30,1321.3008K30/103809,3.40

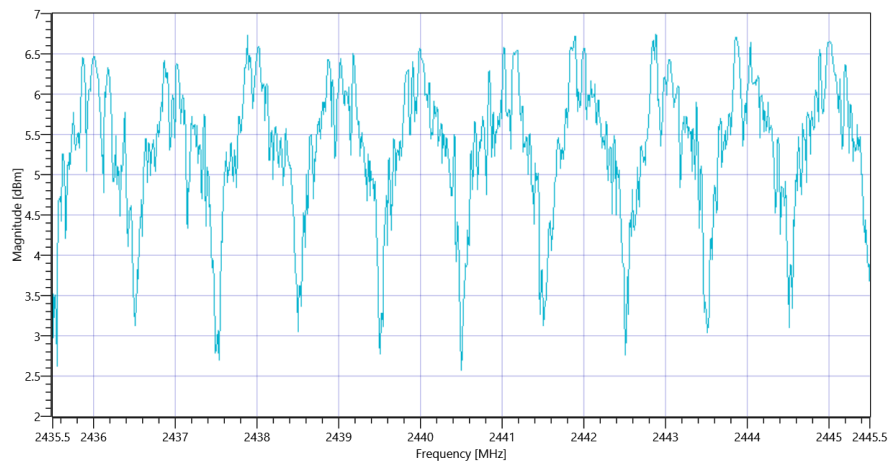
## Test at TX hopping MHz

RESULT: BT Classic Connection check					
Test Description	Lower Limit	Upper Limit	Measured	Unit	Verdict
Connection result	---	---	---	--	TCON

READ SA SETTINGS:	
Ref. Level [dBm]	13.94
Ref. Lev. offs [dB]	9.94
Input Attenuation [dB]	20
Freq. Start [MHz]	2435.500
Freq. Stop [MHz]	2445.500
Resolution BW. [MHz]	0.200000
Video BW. [MHz]	0.300000
Detector	POS
Sweep Time [ms]	1
Sweep Points/Section	1001
Sweep Count	20000
Sweep Mode	MAXH
Used Sweep Type	SWE

RESULT: TC_VM_FCC15247_Carrier_Frequency_Separation_FHSS_V01					
Test Description	Lower Limit	Upper Limit	Measured	Unit	Verdict
1 CFS n to n+1 (rnd)	0.025	---	1	MHz	PASS
1 CFS n to n+1 (rnd)	0.867 (2/3 Nom.BW)	---	1	MHz	PASS
2 CFS n to n+1 (rnd)	0.025	---	1	MHz	PASS
2 CFS n to n+1 (rnd)	0.867 (2/3 Nom.BW)	---	1	MHz	PASS
3 CFS n to n+1 (rnd)	0.025	---	1	MHz	PASS
3 CFS n to n+1 (rnd)	0.867 (2/3 Nom.BW)	---	1	MHz	PASS
4 CFS n to n+1 (rnd)	0.025	---	1	MHz	PASS
4 CFS n to n+1 (rnd)	0.867 (2/3 Nom.BW)	---	1	MHz	PASS
5 CFS n to n+1 (rnd)	0.025	---	1	MHz	PASS
5 CFS n to n+1 (rnd)	0.867 (2/3 Nom.BW)	---	1	MHz	PASS
6 CFS n to n+1 (rnd)	0.025	---	1	MHz	PASS
6 CFS n to n+1 (rnd)	0.867 (2/3 Nom.BW)	---	1	MHz	PASS
7 CFS n to n+1 (rnd)	0.025	---	1	MHz	PASS
7 CFS n to n+1 (rnd)	0.867 (2/3 Nom.BW)	---	1	MHz	PASS
8 CFS n to n+1 (rnd)	0.025	---	1	MHz	PASS
8 CFS n to n+1 (rnd)	0.867 (2/3 Nom.BW)	---	1	MHz	PASS
9 CFS n to n+1 (rnd)	0.025	---	1	MHz	PASS
9 CFS n to n+1 (rnd)	0.867 (2/3 Nom.BW)	---	1	MHz	PASS
Carrier Freq. (rnd)	---	---	2436	MHz	Information
Carrier Freq. (rnd)	---	---	2437	MHz	Information
Carrier Freq. (rnd)	---	---	2438	MHz	Information
Carrier Freq. (rnd)	---	---	2439	MHz	Information
Carrier Freq. (rnd)	---	---	2440	MHz	Information
Carrier Freq. (rnd)	---	---	2441	MHz	Information
Carrier Freq. (rnd)	---	---	2442	MHz	Information
Carrier Freq. (rnd)	---	---	2443	MHz	Information
Carrier Freq. (rnd)	---	---	2444	MHz	Information
Carrier Freq. (rnd)	---	---	2445	MHz	Information





Plot\_FCC Part 15.247 Carrier Frequency Separation FHSS ~ BT Classic EDR Pi-4QPSK\_27062019\_145310.png

TEST FINISHED

General Verdict

27.06.2019 14:53:10 / RT: 113 s

PASS

## 7. FCC Part 15.247 Carrier Frequency Separation FHSS ~ BT Classic EDR 8DPSK

Test References	
TC Start	27.06.2019 14:53:14
System Version	1.0.0.16
Test Specification	FCC Part 15.247
Test Method	
Class / TC Version / TC ID	TC_VM_FCC15247_Carrier_Frequency_Separation_FHSS_V01 Version: 0.0.1   TCID_FCC15247_9
My Description	FCC 15.247 Carrier Frequency Separation FHSS - BT Classic EDR 8DPSK
Add. Information	

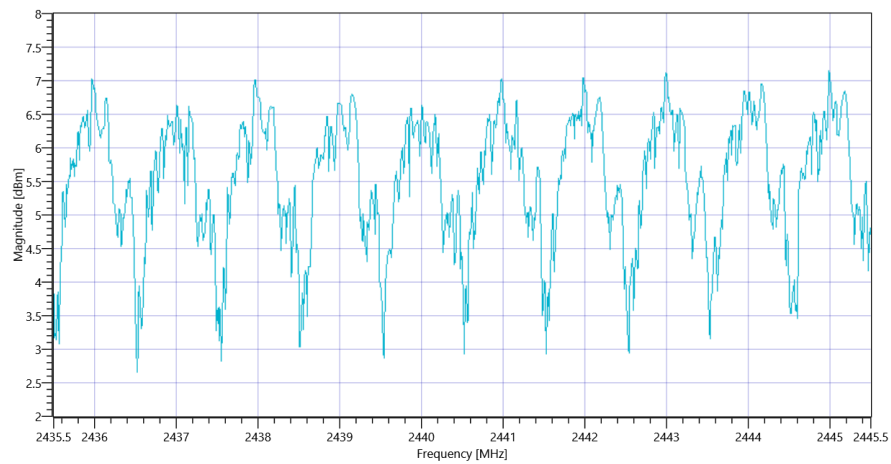
Test Parameter	
Technology to test	BT Classic EDR 8DPSK
Antenna Port used	1
Temperature	mid
Voltage	mid
Frequency low to test	False   Freq [MHz] 2402
Frequency mid to test	False   Freq [MHz] 2441
Frequency high to test	False   Freq [MHz] 2480
Device in hopping mode	True
Pattern	PRBS9
Switched Path	IUT - SignalingUnit - SpectrumAnalyzer
Devices in use	SigBT: Rohde&Schwarz,CMW,1201.0002k75/100683,3.7.70   SA: Rohde&Schwarz,FSV-30,1321.3008K30/103809,3.40

## Test at TX hopping MHz

RESULT: BT Classic Connection check					
Test Description	Lower Limit	Upper Limit	Measured	Unit	Verdict
Connection result	---	---	---	--	TCON

READ SA SETTINGS:	
Ref. Level [dBm]	13.50
Ref. Lev. offs [dB]	9.94
Input Attenuation [dB]	20
Freq. Start [MHz]	2435.500
Freq. Stop [MHz]	2445.500
Resolution BW. [MHz]	0.200000
Video BW. [MHz]	0.300000
Detector	POS
Sweep Time [ms]	1
Sweep Points/Section	1001
Sweep Count	20000
Sweep Mode	MAXH
Used Sweep Type	SWE

RESULT: TC_VM_FCC15247_Carrier_Frequency_Separation_FHSS_V01					
Test Description	Lower Limit	Upper Limit	Measured	Unit	Verdict
1 CFS n to n+1 (rnd)	0.025	---	1	MHz	PASS
1 CFS n to n+1 (rnd)	0.867 (2/3 Nom.BW)	---	1	MHz	PASS
2 CFS n to n+1 (rnd)	0.025	---	1	MHz	PASS
2 CFS n to n+1 (rnd)	0.867 (2/3 Nom.BW)	---	1	MHz	PASS
3 CFS n to n+1 (rnd)	0.025	---	1	MHz	PASS
3 CFS n to n+1 (rnd)	0.867 (2/3 Nom.BW)	---	1	MHz	PASS
4 CFS n to n+1 (rnd)	0.025	---	1	MHz	PASS
4 CFS n to n+1 (rnd)	0.867 (2/3 Nom.BW)	---	1	MHz	PASS
5 CFS n to n+1 (rnd)	0.025	---	1	MHz	PASS
5 CFS n to n+1 (rnd)	0.867 (2/3 Nom.BW)	---	1	MHz	PASS
6 CFS n to n+1 (rnd)	0.025	---	1	MHz	PASS
6 CFS n to n+1 (rnd)	0.867 (2/3 Nom.BW)	---	1	MHz	PASS
7 CFS n to n+1 (rnd)	0.025	---	1	MHz	PASS
7 CFS n to n+1 (rnd)	0.867 (2/3 Nom.BW)	---	1	MHz	PASS
8 CFS n to n+1 (rnd)	0.025	---	1	MHz	PASS
8 CFS n to n+1 (rnd)	0.867 (2/3 Nom.BW)	---	1	MHz	PASS
9 CFS n to n+1 (rnd)	0.025	---	1	MHz	PASS
9 CFS n to n+1 (rnd)	0.867 (2/3 Nom.BW)	---	1	MHz	PASS
Carrier Freq. (rnd)	---	---	2436	MHz	Information
Carrier Freq. (rnd)	---	---	2437	MHz	Information
Carrier Freq. (rnd)	---	---	2438	MHz	Information
Carrier Freq. (rnd)	---	---	2439	MHz	Information
Carrier Freq. (rnd)	---	---	2440	MHz	Information
Carrier Freq. (rnd)	---	---	2441	MHz	Information
Carrier Freq. (rnd)	---	---	2442	MHz	Information
Carrier Freq. (rnd)	---	---	2443	MHz	Information
Carrier Freq. (rnd)	---	---	2444	MHz	Information
Carrier Freq. (rnd)	---	---	2445	MHz	Information



Plot\_FCC Part 15.247 Carrier Frequency Separation FHSS ~ BT Classic EDR 8DPSK\_27062019\_145508.png

TEST FINISHED

General Verdict

27.06.2019 14:55:08 / RT: 114 s

PASS

## 8. FCC Part 15.247 TX Spurious Conducted ~ BT Classic Basic rate

Test References	
TC Start	27.06.2019 14:55:12
System Version	1.0.0.16
Test Specification	FCC Part 15.247
Test Method	IF DTS then 8.5 DTS emissions in non-restricted frequency bands: Subclause 11.11 of ANSI C63.10 is applicable.
Class / TC Version / TC ID	TC_VM_FCC15247_TX_Emissions_Conducted_V01 Version: 0.0.1   TCID_FCC15247_8
My Description	FCC 15.247 TX Emissions Conducted FHSS - BT Classic Basic Rate
Add. Information	

Test Parameter	
Technology to test	BT Classic Basic rate
Antenna Port used	1
Temperature	mid
Voltage	mid
Frequency low to test	True   Freq [MHz] 2402
Frequency mid to test	True   Freq [MHz] 2441
Frequency high to test	True   Freq [MHz] 2480
Pattern	PRBS9
Switched Path	IUT - SignalingUnit - SpectrumAnalyzer
Devices in use	SigBT: Rohde&Schwarz,CMW,1201.0002k75/100683,3.7.70   SA: Rohde&Schwarz,FSV-30,1321.3008K30/103809,3.40

## Test at TX 2402 MHz

RESULT: BT Classic Connection check

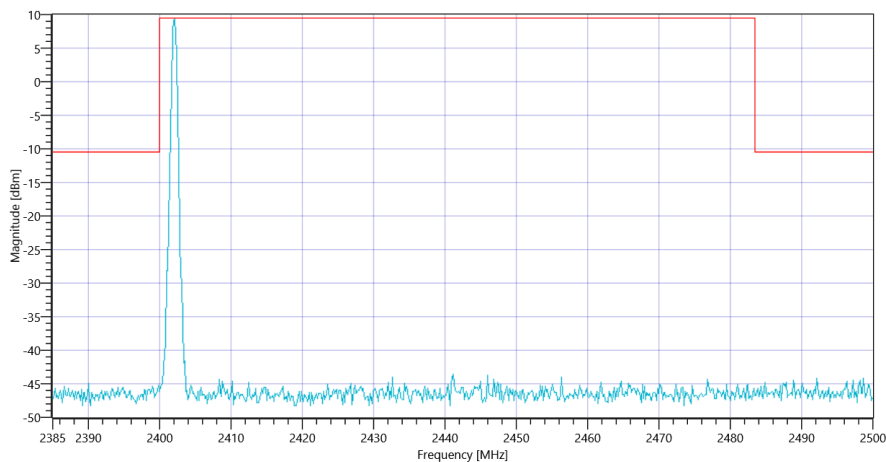
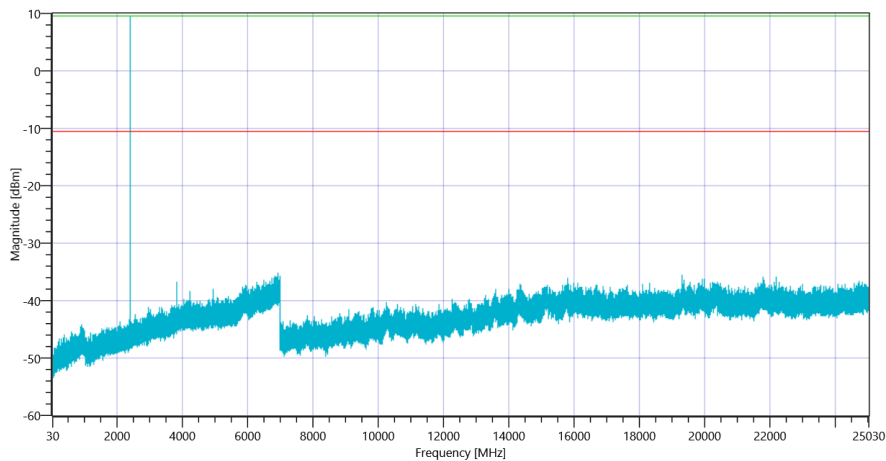
Test Description	Lower Limit	Upper Limit	Measured	Unit	Verdict
Connection result	---	---	---	--	TCON

### READ SA SETTINGS:

Ref. Level [dBm]	15.56
Resolution BW. [MHz]	0.100000
Video BW. [MHz]	0.300000
Detector	POS
Sweep Time [ms]	500
Sweep Points/Section	3001
Sweep Count	8
Sweep Mode	MAXH
Used Sweep Type	SWE

RESULT: TC\_VM\_FCC15247\_TX\_Emissions\_Conducted\_V01

Test Description	Lower Limit	Upper Limit	Measured	Unit	Verdict
Reference @ 2402.17 MHz	---	---	9.51	dBm	Information
No peaks detected	---	---			PASS



## Test at TX 2441 MHz

RESULT: BT Classic Connection check

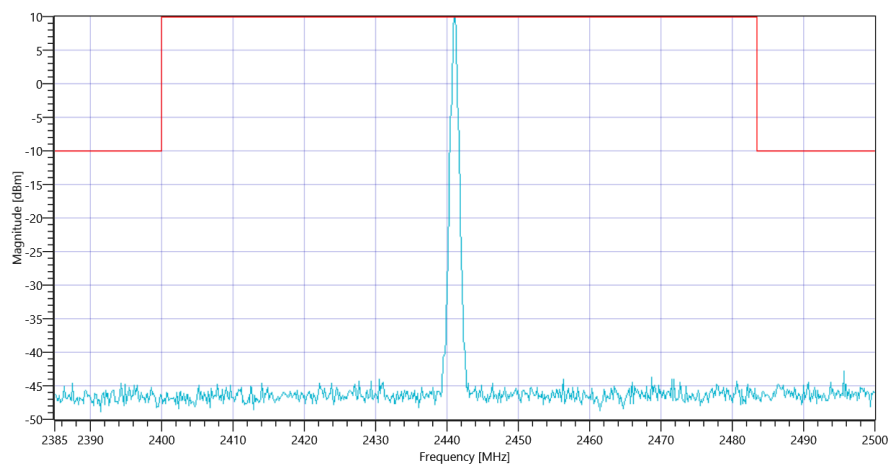
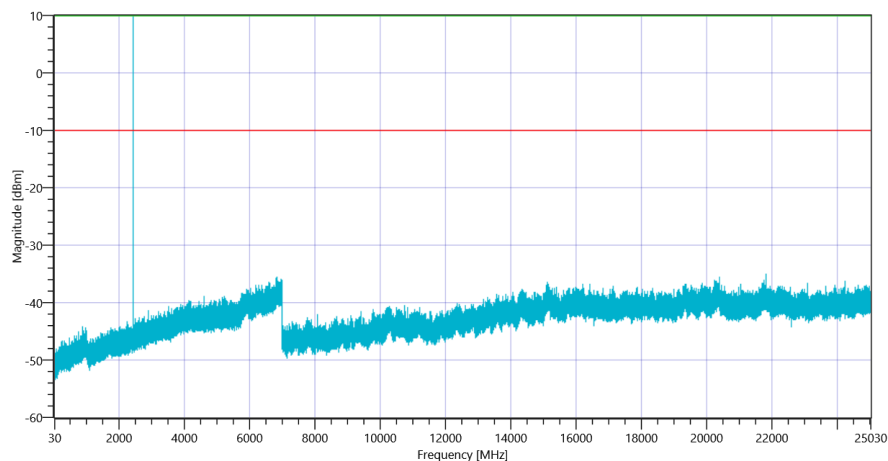
Test Description	Lower Limit	Upper Limit	Measured	Unit	Verdict
Connection result	---	---	---	--	TCON

READ SA SETTINGS:

Ref. Level [dBm]	16.14
Resolution BW. [MHz]	0.100000
Video BW. [MHz]	0.300000
Detector	POS
Sweep Time [ms]	500
Sweep Points/Section	3001
Sweep Count	8
Sweep Mode	MAXH
Used Sweep Type	SWE

RESULT: TC\_VM\_FCC15247\_TX\_Emissions\_Conducted\_V01

Test Description	Lower Limit	Upper Limit	Measured	Unit	Verdict
Reference @ 2441.00 MHz	---	---	9.98	dBm	Information
No peaks detected	---	---			PASS



## Test at TX 2480 MHz

RESULT: BT Classic Connection check

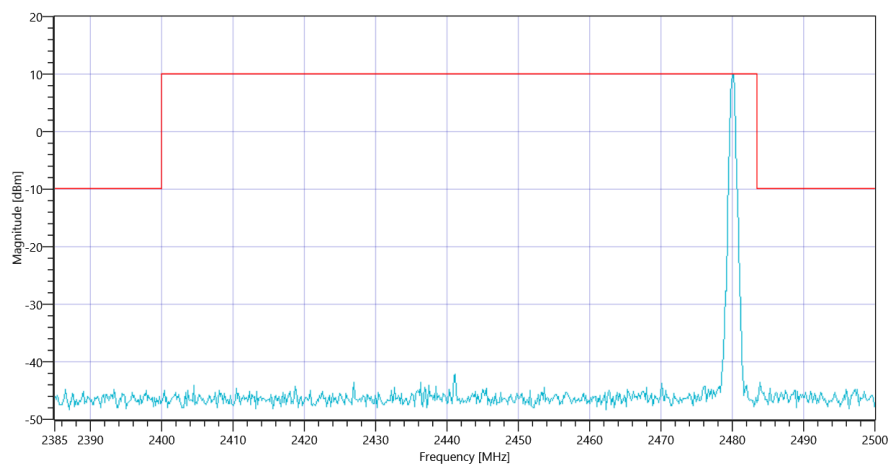
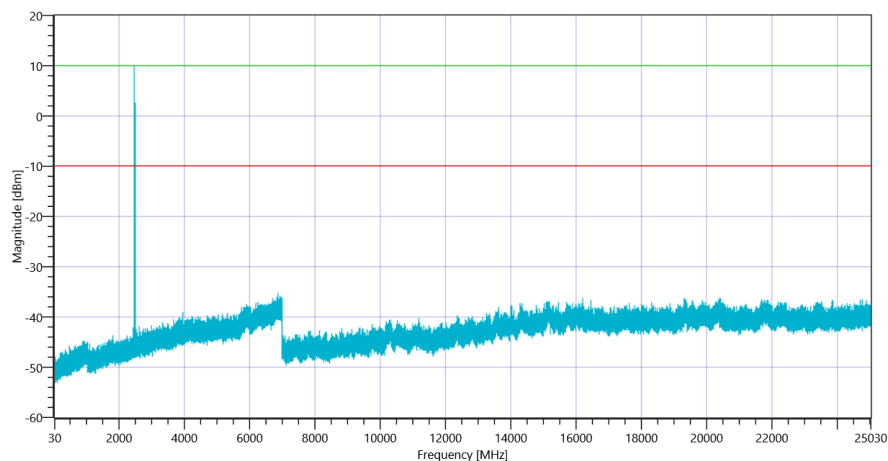
Test Description	Lower Limit	Upper Limit	Measured	Unit	Verdict
Connection result	---	---	---	--	TCON

### READ SA SETTINGS:

Ref. Level [dBm]	16.15
Resolution BW. [MHz]	0.100000
Video BW. [MHz]	0.300000
Detector	POS
Sweep Time [ms]	500
Sweep Points/Section	3001
Sweep Count	8
Sweep Mode	MAXH
Used Sweep Type	SWE

RESULT: TC\_VM\_FCC15247\_TX\_Emissions\_Conducted\_V01

Test Description	Lower Limit	Upper Limit	Measured	Unit	Verdict
Reference @ 2480.00 MHz	---	---	10.05	dBm	Information
No peaks detected	---	---			PASS



TEST FINISHED



General Verdict

27.06.2019 15:09:32 / RT: 859 s

PASS

## 9. FCC Part 15.247 TX Spurious Conducted ~ BT Classic EDR Pi/4DQPSK

Test References	
TC Start	27.06.2019 15:09:36
System Version	1.0.0.16
Test Specification	FCC Part 15.247
Test Method	IF DTS then 8.5 DTS emissions in non-restricted frequency bands: Subclause 11.11 of ANSI C63.10 is applicable.
Class / TC Version / TC ID	TC_VM_FCC15247_TX_Emissions_Conducted_V01 Version: 0.0.1   TCID_FCC15247_8
My Description	FCC 15.247 TX Emissions Conducted FHSS - BT Classic EDR Pi/4DQPSK
Add. Information	

Test Parameter	
Technology to test	BT Classic EDR Pi/4DQPSK
Antenna Port used	1
Temperature	mid
Voltage	mid
Frequency low to test	True   Freq [MHz] 2402
Frequency mid to test	True   Freq [MHz] 2441
Frequency high to test	True   Freq [MHz] 2480
Pattern	PRBS9
Switched Path	IUT - SignalingUnit - SpectrumAnalyzer
Devices in use	SigBT: Rohde&Schwarz,CMW,1201.0002k75/100683,3.7.70   SA: Rohde&Schwarz,FSV-30,1321.3008K30/103809,3.40

## Test at TX 2402 MHz

RESULT: BT Classic Connection check

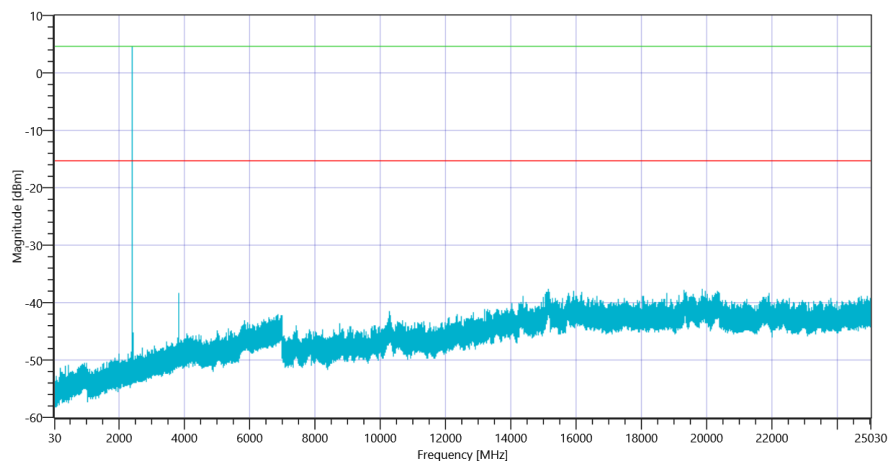
Test Description	Lower Limit	Upper Limit	Measured	Unit	Verdict
Connection result	---	---	---	--	TCON

### READ SA SETTINGS:

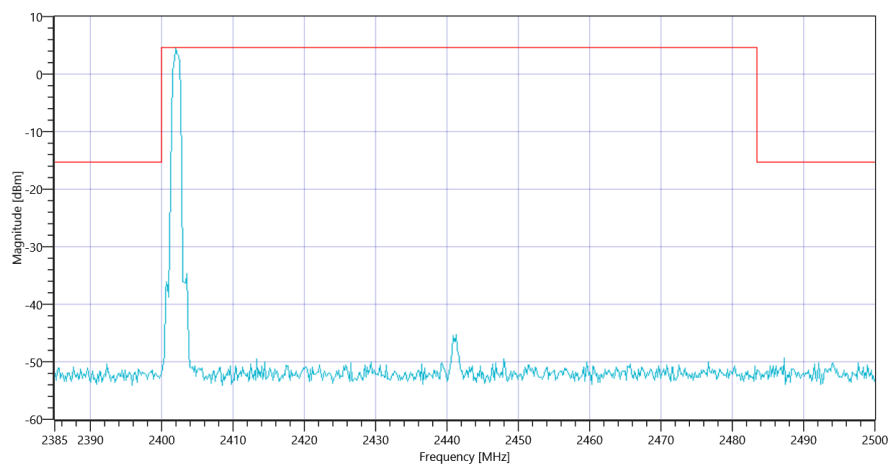
Ref. Level [dBm]	13.32
Resolution BW. [MHz]	0.100000
Video BW. [MHz]	0.300000
Detector	POS
Sweep Time [ms]	500
Sweep Points/Section	3001
Sweep Count	8
Sweep Mode	MAXH
Used Sweep Type	SWE

RESULT: TC\_VM\_FCC15247\_TX\_Emissions\_Conducted\_V01

Test Description	Lower Limit	Upper Limit	Measured	Unit	Verdict
Reference @ 2402.00 MHz	---	---	4.70	dBm	Information
No peaks detected	---	---			PASS



Plot\_FCC Part 15.247 TX Spurious Conducted ~ BT Classic EDR Pi-4QPSK 2402\_27062019\_151422.png



Plot\_FCC Part 15.247 TX Spurious Conducted ~ BT Classic EDR Pi-4QPSK 2402\_27062019\_151424.png

## Test at TX 2441 MHz

RESULT: BT Classic Connection check

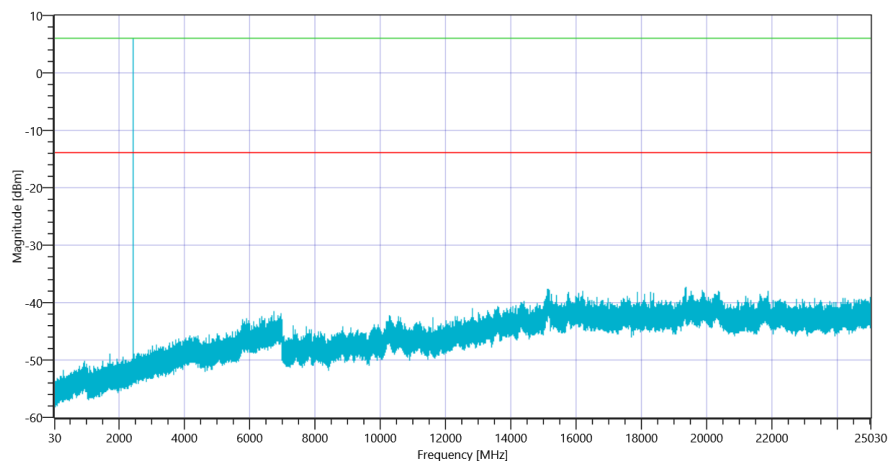
Test Description	Lower Limit	Upper Limit	Measured	Unit	Verdict
Connection result	---	---	---	--	TCON

READ SA SETTINGS:

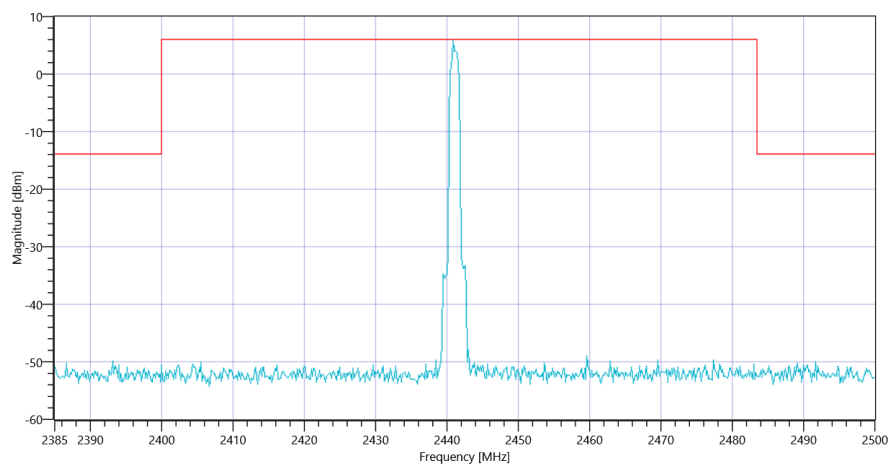
Ref. Level [dBm]	14.13
Resolution BW. [MHz]	0.100000
Video BW. [MHz]	0.300000
Detector	POS
Sweep Time [ms]	500
Sweep Points/Section	3001
Sweep Count	8
Sweep Mode	MAXH
Used Sweep Type	SWE

RESULT: TC\_VM\_FCC15247\_TX\_Emissions\_Conducted\_V01

Test Description	Lower Limit	Upper Limit	Measured	Unit	Verdict
Reference @ 2440.83 MHz	---	---	6.09	dBm	Information
No peaks detected	---	---			PASS



Plot\_FCC Part 15.247 TX Spurious Conducted ~ BT Classic EDR Pi-4QPSK 2441\_27062019\_151907.png



Plot\_FCC Part 15.247 TX Spurious Conducted ~ BT Classic EDR Pi-4QPSK 2441\_27062019\_151909.png

## Test at TX 2480 MHz

RESULT: BT Classic Connection check

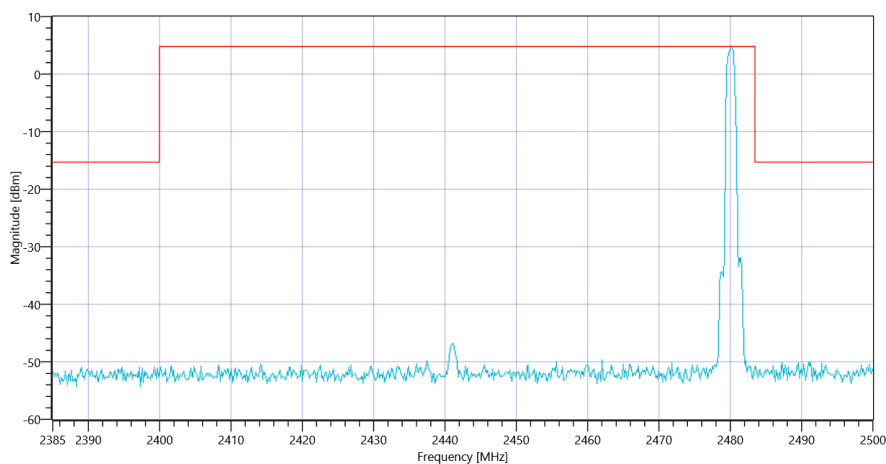
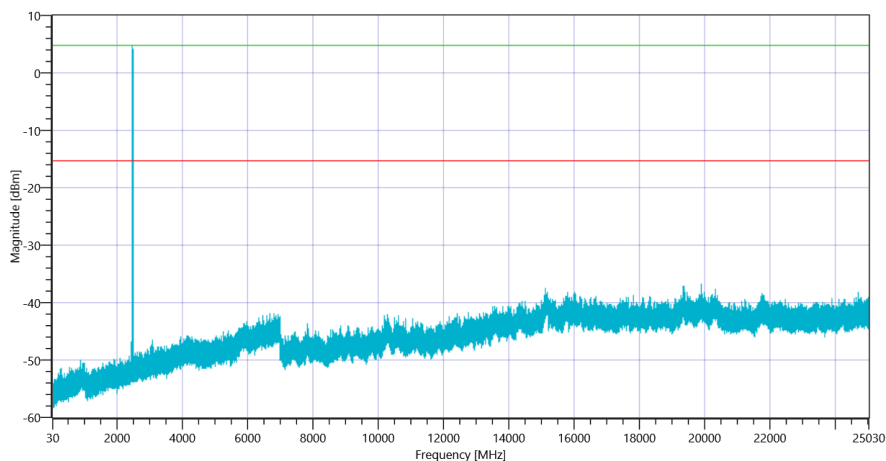
Test Description	Lower Limit	Upper Limit	Measured	Unit	Verdict
Connection result	---	---	---	--	TCON

READ SA SETTINGS:

Ref. Level [dBm]	14.10
Resolution BW. [MHz]	0.100000
Video BW. [MHz]	0.300000
Detector	POS
Sweep Time [ms]	500
Sweep Points/Section	3001
Sweep Count	8
Sweep Mode	MAXH
Used Sweep Type	SWE

RESULT: TC\_VM\_FCC15247\_TX\_Emissions\_Conducted\_V01

Test Description	Lower Limit	Upper Limit	Measured	Unit	Verdict
Reference @ 2480.17 MHz	---	---	4.76	dBm	Information
No peaks detected	---	---			PASS



TEST FINISHED

General Verdict

27.06.2019 15:23:56 / RT: 860 s

PASS

## 10. FCC Part 15.247 TX Spurious Conducted ~ BT Classic EDR 8DPSK

Test References	
TC Start	27.06.2019 15:24:00
System Version	1.0.0.16
Test Specification	FCC Part 15.247
Test Method	IF DTS then 8.5 DTS emissions in non-restricted frequency bands: Subclause 11.11 of ANSI C63.10 is applicable.
Class / TC Version / TC ID	TC_VM_FCC15247_TX_Emissions_Conducted_V01 Version: 0.0.1   TCID_FCC15247_8
My Description	FCC 15.247 TX Emissions Conducted FHSS - BT Classic EDR 8DPSK
Add. Information	

Test Parameter	
Technology to test	BT Classic EDR 8DPSK
Antenna Port used	1
Temperature	mid
Voltage	mid
Frequency low to test	True   Freq [MHz] 2402
Frequency mid to test	True   Freq [MHz] 2441
Frequency high to test	True   Freq [MHz] 2480
Pattern	PRBS9
Switched Path	IUT - SignalingUnit - SpectrumAnalyzer
Devices in use	SigBT: Rohde&Schwarz,CMW,1201.0002k75/100683,3.7.70   SA: Rohde&Schwarz,FSV-30,1321.3008K30/103809,3.40

## Test at TX 2402 MHz

RESULT: BT Classic Connection check

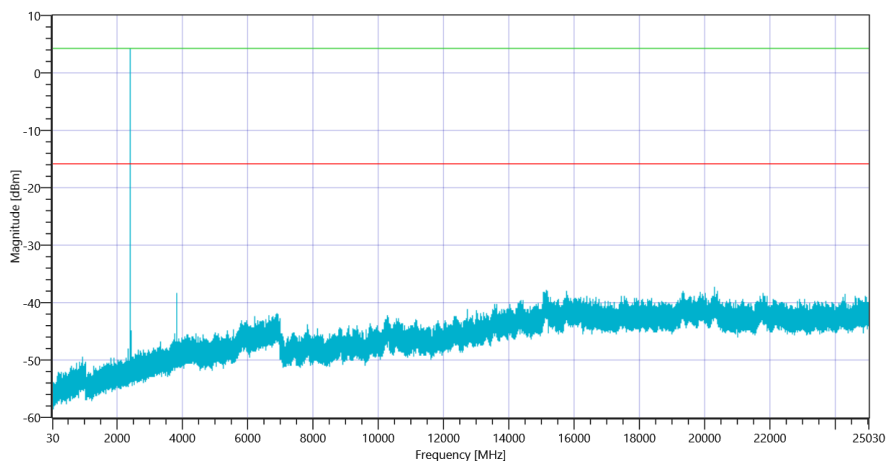
Test Description	Lower Limit	Upper Limit	Measured	Unit	Verdict
Connection result	---	---	---	--	TCON

### READ SA SETTINGS:

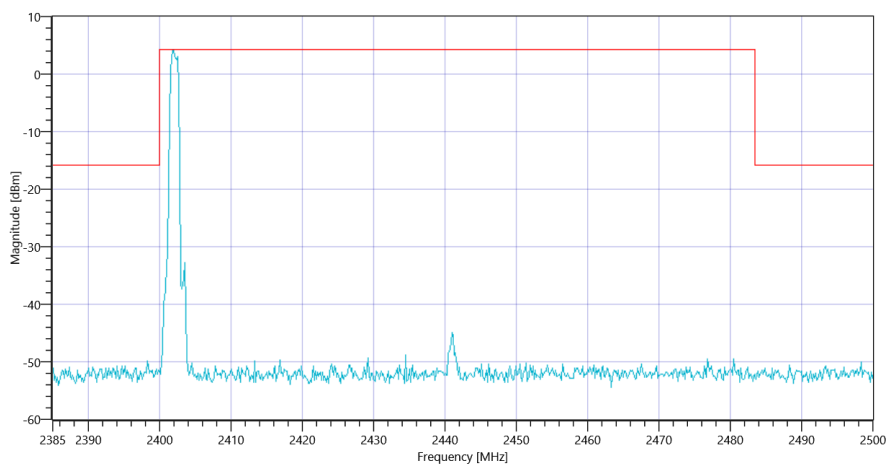
Ref. Level [dBm]	13.24
Resolution BW. [MHz]	0.100000
Video BW. [MHz]	0.300000
Detector	POS
Sweep Time [ms]	500
Sweep Points/Section	3001
Sweep Count	8
Sweep Mode	MAXH
Used Sweep Type	SWE

RESULT: TC\_VM\_FCC15247\_TX\_Emissions\_Conducted\_V01

Test Description	Lower Limit	Upper Limit	Measured	Unit	Verdict
Reference @ 2402.00 MHz	---	---	4.23	dBm	Information
No peaks detected	---	---			PASS



Plot\_FCC Part 15.247 TX Spurious Conducted ~ BT Classic EDR 8DPSK 2402\_27062019\_152846.png



Plot\_FCC Part 15.247 TX Spurious Conducted ~ BT Classic EDR 8DPSK 2402\_27062019\_152848.png



## Test at TX 2441 MHz

RESULT: BT Classic Connection check

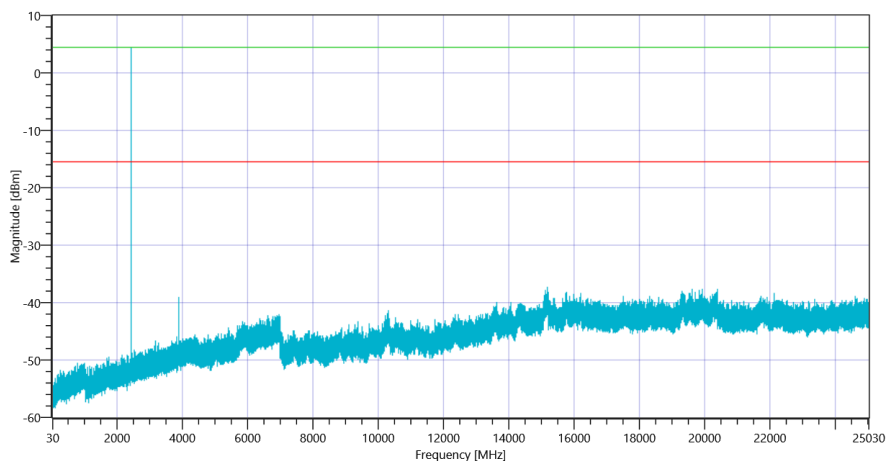
Test Description	Lower Limit	Upper Limit	Measured	Unit	Verdict
Connection result	---	---	---	--	TCON

### READ SA SETTINGS:

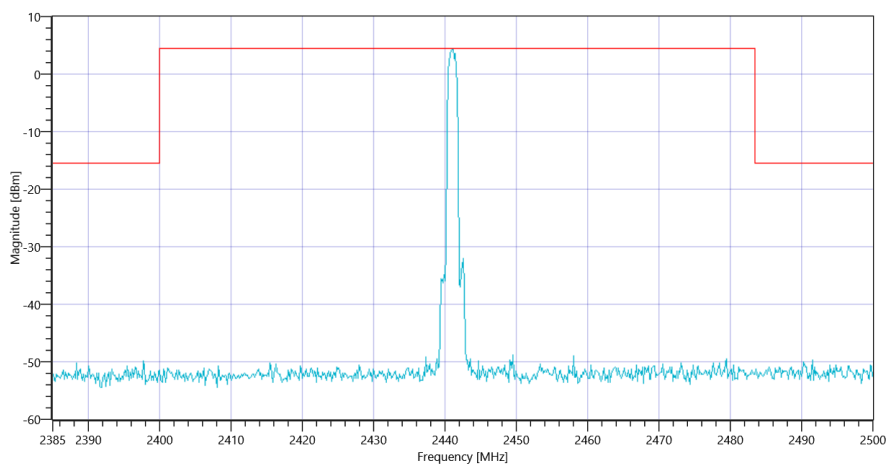
Ref. Level [dBm]	14.05
Resolution BW. [MHz]	0.100000
Video BW. [MHz]	0.300000
Detector	POS
Sweep Time [ms]	500
Sweep Points/Section	3001
Sweep Count	8
Sweep Mode	MAXH
Used Sweep Type	SWE

RESULT: TC\_VM\_FCC15247\_TX\_Emissions\_Conducted\_V01

Test Description	Lower Limit	Upper Limit	Measured	Unit	Verdict
Reference @ 2441.17 MHz	---	---	4.53	dBm	Information
No peaks detected	---	---			PASS



Plot\_FCC Part 15.247 TX Spurious Conducted ~ BT Classic EDR 8DPSK 2441\_27062019\_153331.png



Plot\_FCC Part 15.247 TX Spurious Conducted ~ BT Classic EDR 8DPSK 2441\_27062019\_153333.png

## Test at TX 2480 MHz

RESULT: BT Classic Connection check

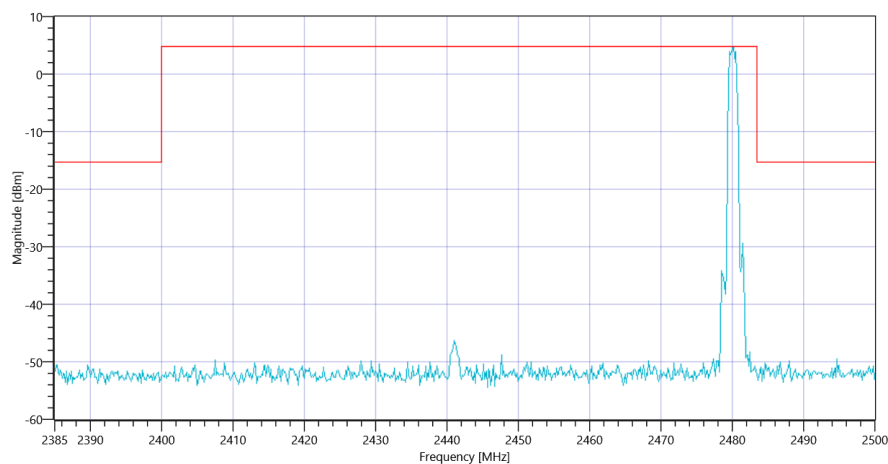
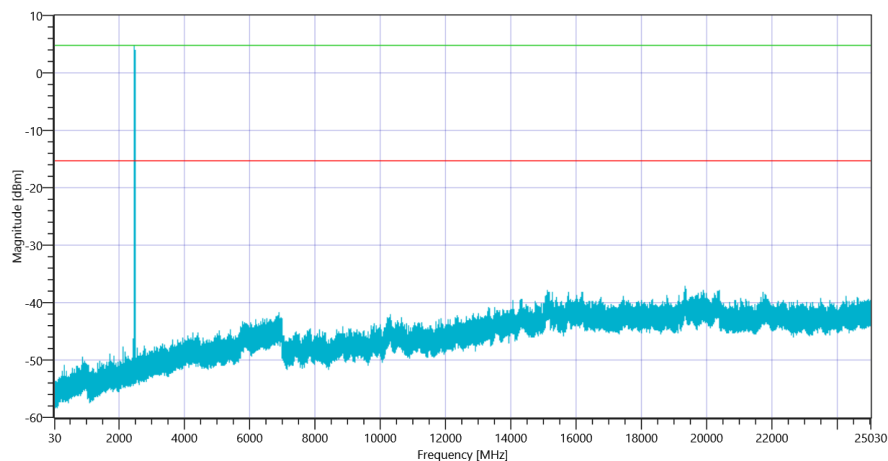
Test Description	Lower Limit	Upper Limit	Measured	Unit	Verdict
Connection result	---	---	---	--	TCON

### READ SA SETTINGS:

Ref. Level [dBm]	14.29
Resolution BW. [MHz]	0.100000
Video BW. [MHz]	0.300000
Detector	POS
Sweep Time [ms]	500
Sweep Points/Section	3001
Sweep Count	8
Sweep Mode	MAXH
Used Sweep Type	SWE

RESULT: TC\_VM\_FCC15247\_TX\_Emissions\_Conducted\_V01

Test Description	Lower Limit	Upper Limit	Measured	Unit	Verdict
Reference @ 2480.17 MHz	---	---	4.74	dBm	Information
No peaks detected	---	---			PASS



TEST FINISHED

General Verdict

27.06.2019 15:38:20 / RT: 860 s

PASS

## 11. FCC Part 15.247 Bandwidth 99PCT-20dB ~ BT Classic Basic rate

Test References	
TC Start	27.06.2019 15:38:24
System Version	1.0.0.16
Test Specification	FCC Part 15.247
Test Method	
Class / TC Version / TC ID	TC_VM_FCC15247_Bandwidth_99PCT_20dB_DTS_FHSS_V01 Version: 0.0.2   TCID_FCC15247_2
My Description	FCC 15.247 Bandwidth 99PCT - 20dB FHSS - BT Classic Basic Rate
Add. Information	

Test Parameter	
Technology to test	BT Classic Basic rate
Antenna Port used	1
Temperature	mid
Voltage	mid
Frequency low to test	True   Freq [MHz] 2402
Frequency mid to test	True   Freq [MHz] 2441
Frequency high to test	True   Freq [MHz] 2480
Pattern	PRBS9
Switched Path	IUT - SignalingUnit - SpectrumAnalyzer
Devices in use	SigBT: Rohde&Schwarz,CMW,1201.0002k75/100683,3.7.70   SA: Rohde&Schwarz,FSV-30,1321.3008K30/103809,3.40

## Test at TX 2402 MHz

RESULT: BT Classic Connection check

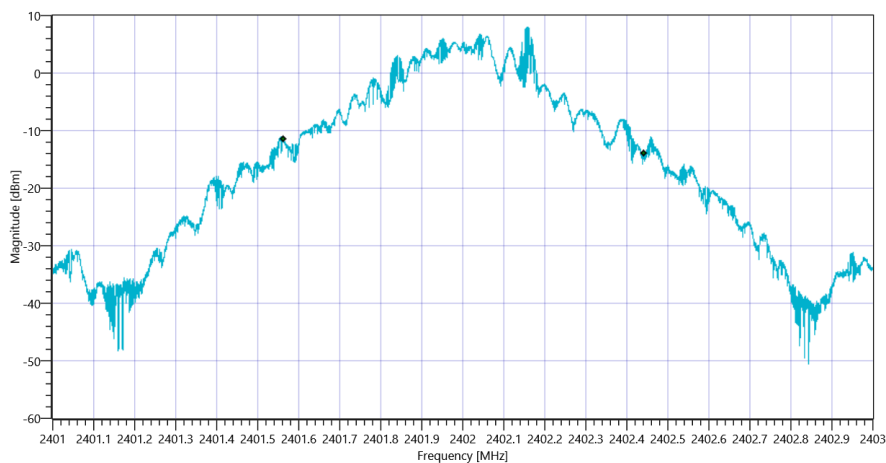
Test Description	Lower Limit	Upper Limit	Measured	Unit	Verdict
Connection result	---	---	---	--	TCON

READ SA SETTINGS:

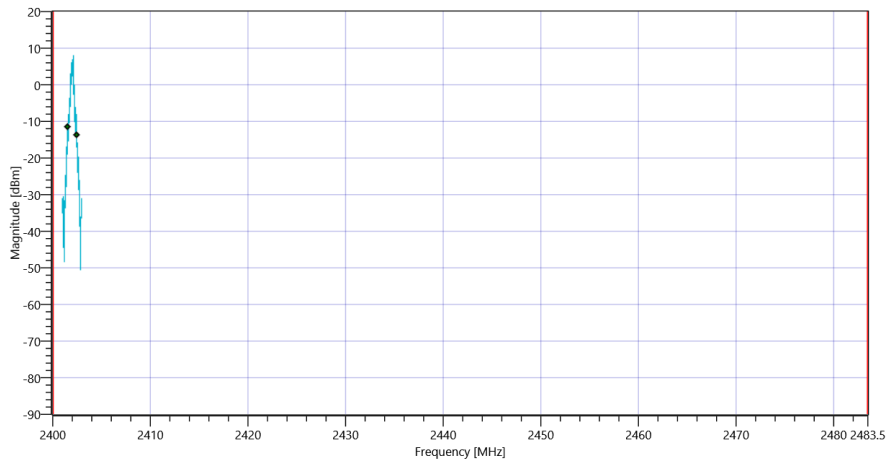
Ref. Level [dBm]	15.40
Ref. Lev. offs [dB]	9.79
Input Attenuation [dB]	25
Freq. Start [MHz]	2401.000
Freq. Stop [MHz]	2403.000
Resolution BW. [MHz]	0.020000
Video BW. [MHz]	0.050000
Detector	POS
Sweep Time [ms]	50
Sweep Points/Section	10001
Sweep Count	200
Sweep Mode	MAXH
Used Sweep Type	SWE

RESULT: TC\_VM\_FCC15247\_Bandwidth\_99PCT\_20dB\_DTS\_FHSS\_V01

Test Description	Lower Limit	Upper Limit	Measured	Unit	Verdict
Bandwidth 99%	---	---	879	kHz	Information
T1 99%	2400.000000	---	2401.5620	MHz	PASS
T2 99%	---	2483.500000	2402.4410	MHz	PASS

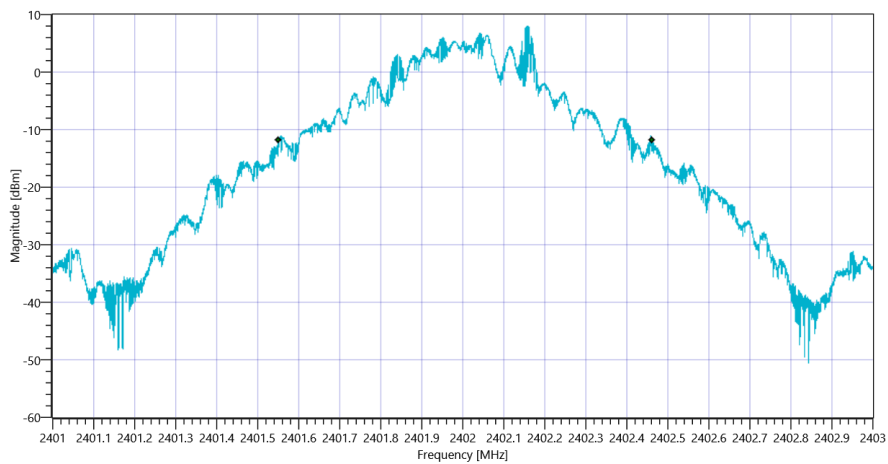


Plot\_FCC Part 15.247 Bandwidth 99PCT-20dB ~ BT Classic Basic rate 99PCT\_27062019\_153853.png

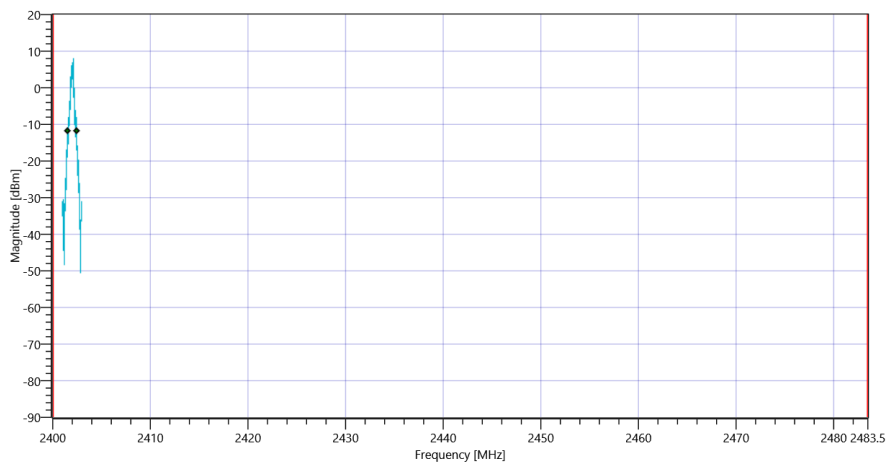


Plot\_FCC Part 15.247 Bandwidth 99PCT-20dB ~ BT Classic Basic rate\_27062019\_153856.png

RESULT: TC_VM_FCC15247_Bandwidth_99PCT_20dB_DTS_FHSS_V01					
Test Description	Lower Limit	Upper Limit	Measured	Unit	Verdict
Bandwidth 20dB	---	---	912	kHz	Information
T1 20dB	2400.000000	---	2401.5506	MHz	PASS
T2 20dB	---	2483.500000	2402.4626	MHz	PASS



Plot\_FCC Part 15.247 Bandwidth 99PCT-20dB ~ BT Classic Basic rate 20dB\_27062019\_153900.png



Plot\_FCC Part 15.247 Bandwidth 99PCT-20dB ~ BT Classic Basic rate\_27062019\_153903.png

## Test at TX 2441 MHz

RESULT: BT Classic Connection check

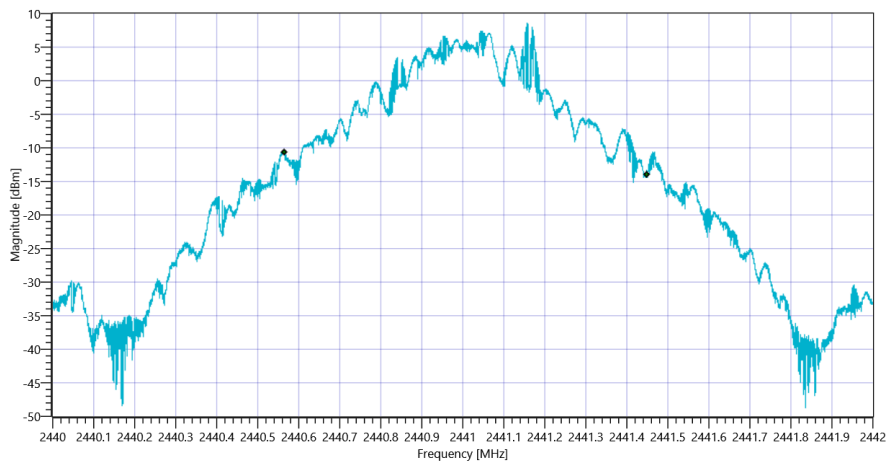
Test Description	Lower Limit	Upper Limit	Measured	Unit	Verdict
Connection result	---	---	---	--	TCON

READ SA SETTINGS:

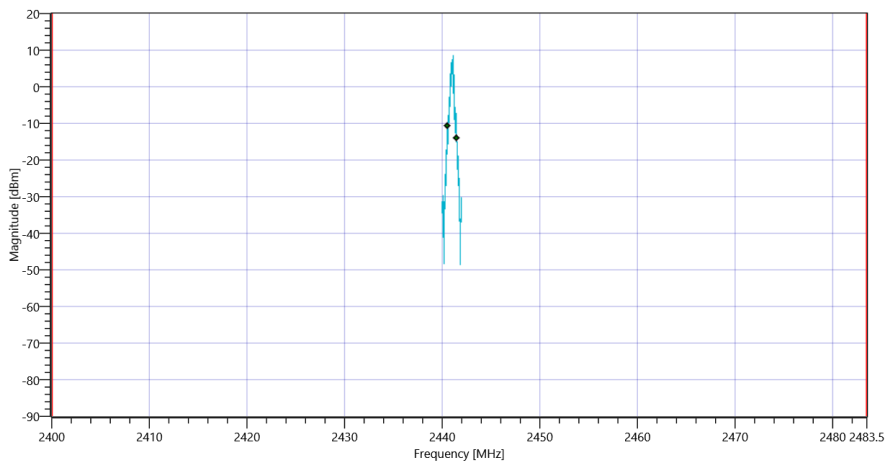
Ref. Level [dBm]	16.10
Ref. Lev. offs [dB]	9.91
Input Attenuation [dB]	25
Freq. Start [MHz]	2440.000
Freq. Stop [MHz]	2442.000
Resolution BW. [MHz]	0.020000
Video BW. [MHz]	0.050000
Detector	POS
Sweep Time [ms]	50
Sweep Points/Section	10001
Sweep Count	200
Sweep Mode	MAXH
Used Sweep Type	SWE

RESULT: TC\_VM\_FCC15247\_Bandwidth\_99PCT\_20dB\_DTS\_FHSS\_V01

Test Description	Lower Limit	Upper Limit	Measured	Unit	Verdict
Bandwidth 99%	---	---	885	kHz	Information
T1 99%	2400.000000	---	2440.5642	MHz	PASS
T2 99%	---	2483.500000	2441.4490	MHz	PASS

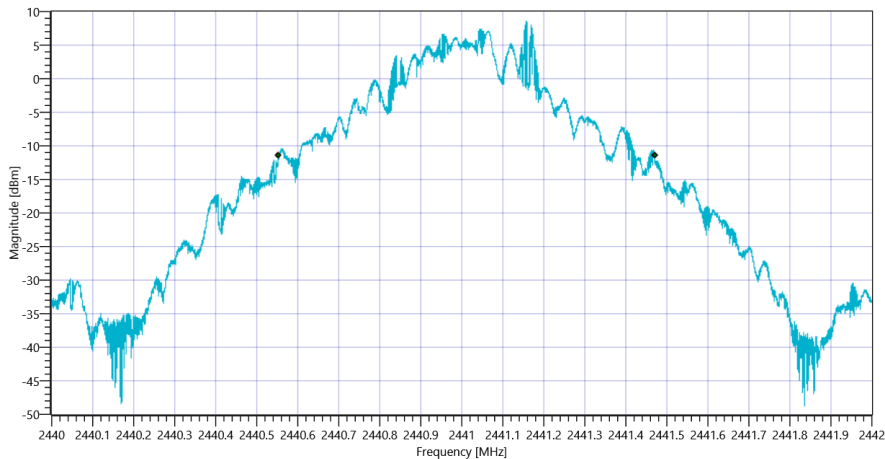


Plot\_FCC Part 15.247 Bandwidth 99PCT-20dB ~ BT Classic Basic rate 99PCT\_27062019\_153928.png

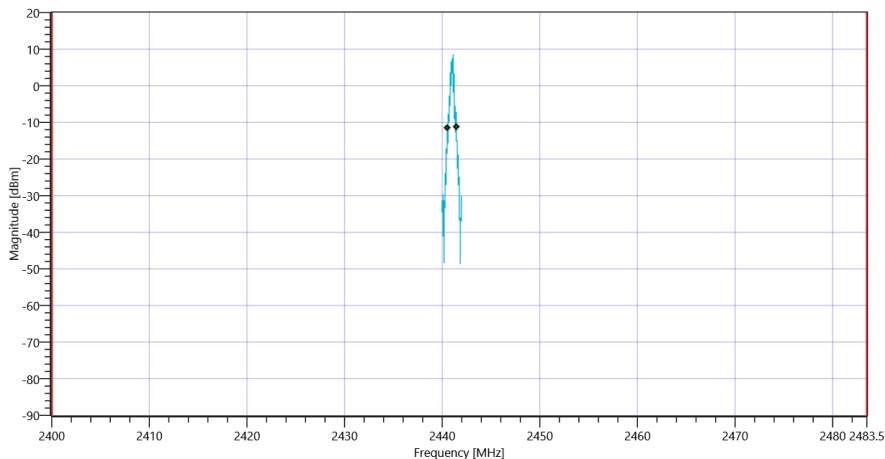


Plot\_FCC Part 15.247 Bandwidth 99PCT-20dB ~ BT Classic Basic rate\_27062019\_153931.png

RESULT: TC_VM_FCC15247_Bandwidth_99PCT_20dB_DTS_FHSS_V01					
Test Description	Lower Limit	Upper Limit	Measured	Unit	Verdict
Bandwidth 20dB	---	---	916	kHz	Information
T1 20dB	2400.000000	---	2440.5540	MHz	PASS
T2 20dB	---	2483.500000	2441.4704	MHz	PASS



Plot\_FCC Part 15.247 Bandwidth 99PCT-20dB ~ BT Classic Basic rate 20dB\_27062019\_153935.png



Plot\_FCC Part 15.247 Bandwidth 99PCT-20dB ~ BT Classic Basic rate\_27062019\_153938.png



## Test at TX 2480 MHz

RESULT: BT Classic Connection check

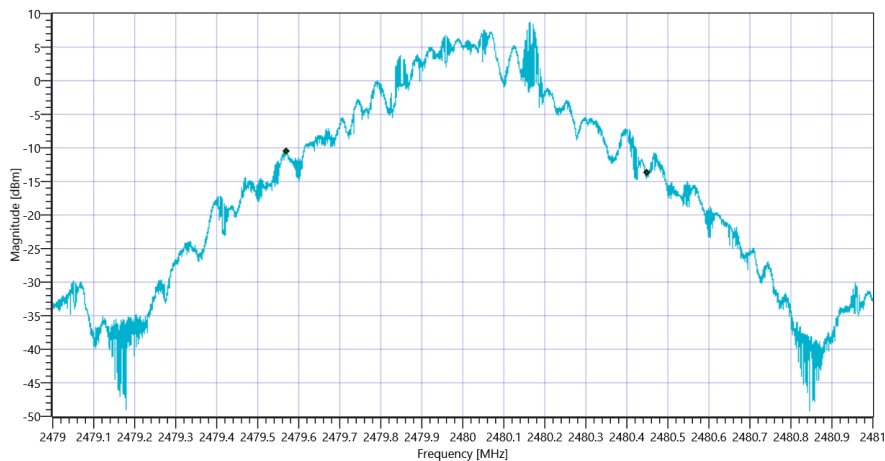
Test Description	Lower Limit	Upper Limit	Measured	Unit	Verdict
Connection result	---	---	---	--	TCON

READ SA SETTINGS:

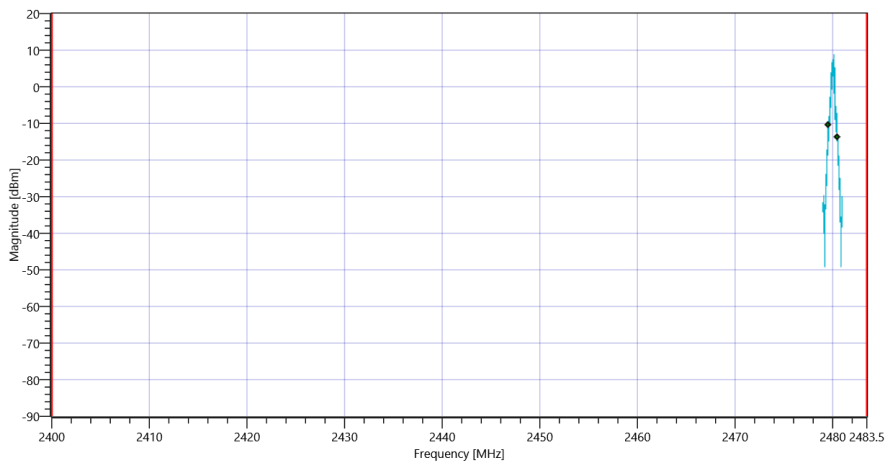
Ref. Level [dBm]	15.91
Ref. Lev. offs [dB]	9.96
Input Attenuation [dB]	25
Freq. Start [MHz]	2479.000
Freq. Stop [MHz]	2481.000
Resolution BW. [MHz]	0.020000
Video BW. [MHz]	0.050000
Detector	POS
Sweep Time [ms]	50
Sweep Points/Section	10001
Sweep Count	200
Sweep Mode	MAXH
Used Sweep Type	SWE

RESULT: TC\_VM\_FCC15247\_Bandwidth\_99PCT\_20dB\_DTS\_FHSS\_V01

Test Description	Lower Limit	Upper Limit	Measured	Unit	Verdict
Bandwidth 99%	---	---	880	kHz	Information
T1 99%	2400.000000	---	2479.5698	MHz	PASS
T2 99%	---	2483.500000	2480.4494	MHz	PASS

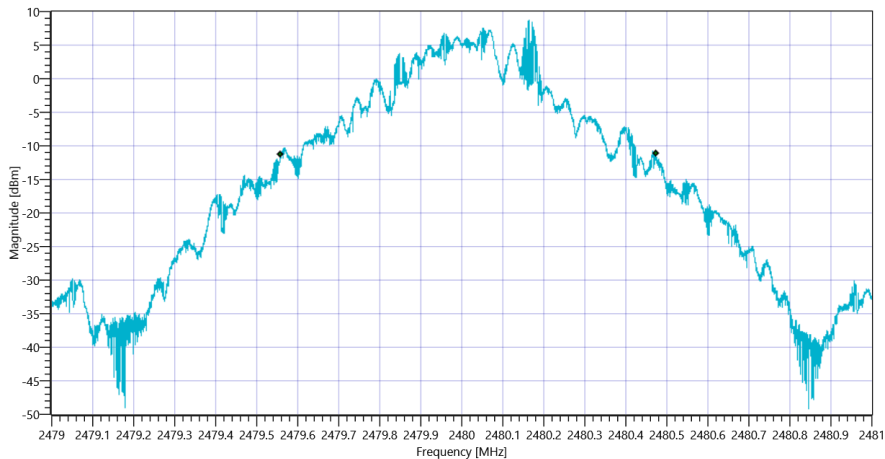


Plot\_FCC Part 15.247 Bandwidth 99PCT-20dB ~ BT Classic Basic rate 99PCT\_27062019\_154004.png

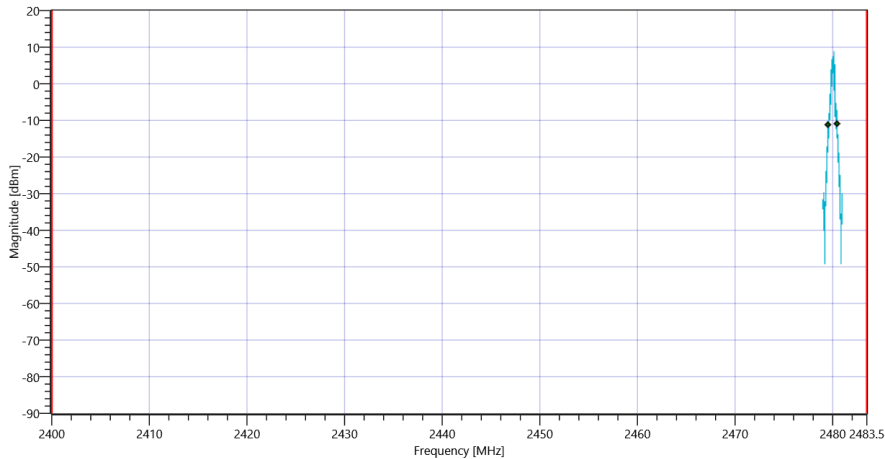


Plot\_FCC Part 15.247 Bandwidth 99PCT-20dB ~ BT Classic Basic rate\_27062019\_154007.png

RESULT: TC_VM_FCC15247_Bandwidth_99PCT_20dB_DTS_FHSS_V01					
Test Description	Lower Limit	Upper Limit	Measured	Unit	Verdict
Bandwidth 20dB	---	---	915	kHz	Information
T1 20dB	2400.000000	---	2479.5590	MHz	PASS
T2 20dB	---	2483.500000	2480.4738	MHz	PASS



Plot\_FCC Part 15.247 Bandwidth 99PCT-20dB ~ BT Classic Basic rate 20dB\_27062019\_154011.png



Plot\_FCC Part 15.247 Bandwidth 99PCT-20dB ~ BT Classic Basic rate\_27062019\_154014.png

TEST FINISHED

General Verdict

27.06.2019 15:40:14 / RT: 110 s

PASS

## 12. FCC Part 15.247 Bandwidth 99PCT-20dB ~ BT Classic EDR Pi/4DQPSK

Test References	
TC Start	27.06.2019 15:40:19
System Version	1.0.0.16
Test Specification	FCC Part 15.247
Test Method	
Class / TC Version / TC ID	TC_VM_FCC15247_Bandwidth_99PCT_20dB_DTS_FHSS_V01 Version: 0.0.2   TCID_FCC15247_2
My Description	FCC 15.247 Bandwidth 99PCT - 20dB FHSS - BT Classic EDR Pi/4DQPSK
Add. Information	

Test Parameter	
Technology to test	BT Classic EDR Pi/4DQPSK
Antenna Port used	1
Temperature	mid
Voltage	mid
Frequency low to test	True   Freq [MHz] 2402
Frequency mid to test	True   Freq [MHz] 2441
Frequency high to test	True   Freq [MHz] 2480
Pattern	PRBS9
Switched Path	IUT - SignalingUnit - SpectrumAnalyzer
Devices in use	SigBT: Rohde&Schwarz,CMW,1201.0002k75/100683,3.7.70   SA: Rohde&Schwarz,FSV-30,1321.3008K30/103809,3.40

## Test at TX 2402 MHz

### RESULT: BT Classic Connection check

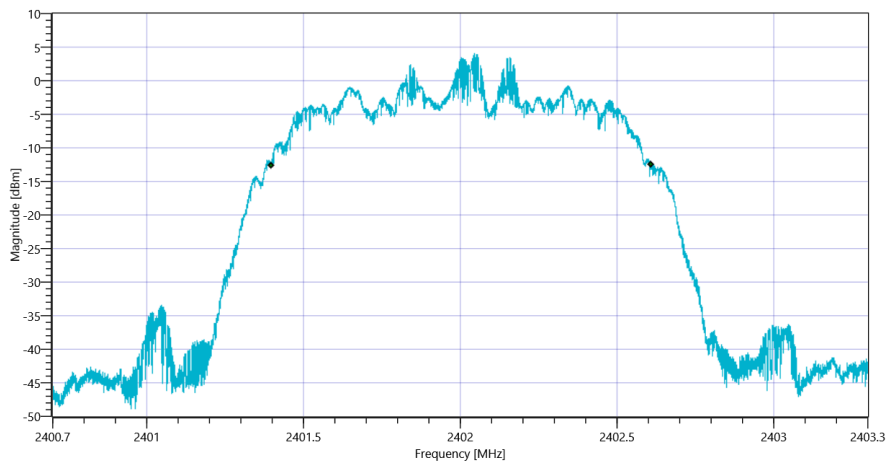
Test Description	Lower Limit	Upper Limit	Measured	Unit	Verdict
Connection result	---	---	---	--	TCON

### READ SA SETTINGS:

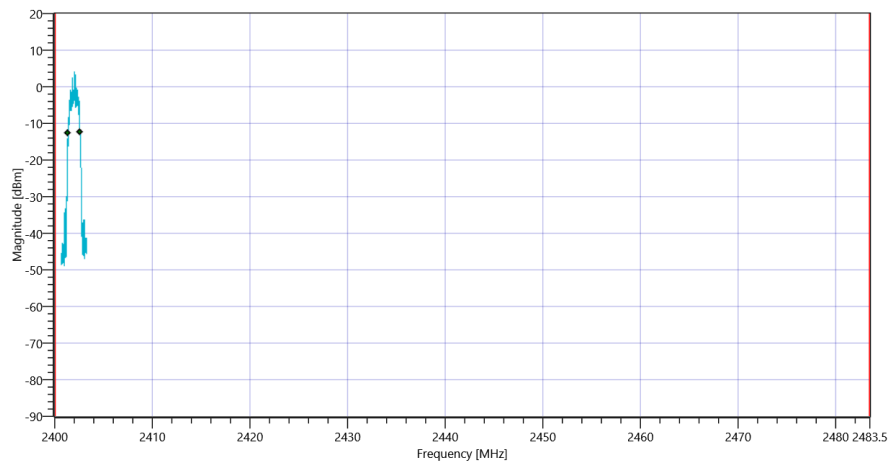
Ref. Level [dBm]	13.11
Ref. Lev. offs [dB]	9.79
Input Attenuation [dB]	20
Freq. Start [MHz]	2400.700
Freq. Stop [MHz]	2403.300
Resolution BW. [MHz]	0.030000
Video BW. [MHz]	0.100000
Detector	POS
Sweep Time [ms]	50
Sweep Points/Section	10001
Sweep Count	200
Sweep Mode	MAXH
Used Sweep Type	SWE

### RESULT: TC\_VM\_FCC15247\_Bandwidth\_99PCT\_20dB\_DTS\_FHSS\_V01

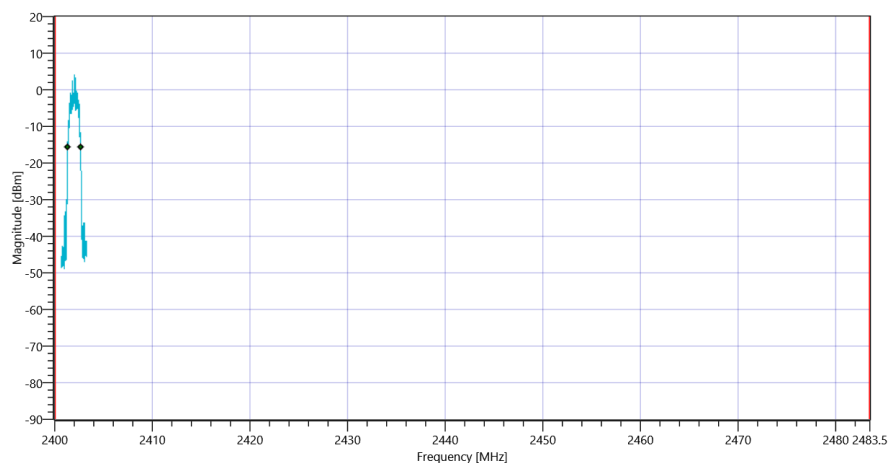
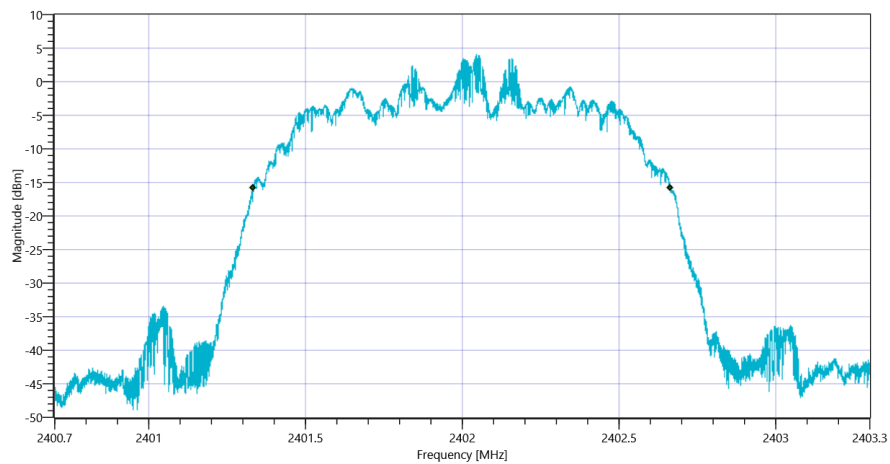
Test Description	Lower Limit	Upper Limit	Measured	Unit	Verdict
Bandwidth 99%	---	---	1212	kHz	Information
T1 99%	2400.000000	---	2401.3963	MHz	PASS
T2 99%	---	2483.500000	2402.6081	MHz	PASS



Plot\_FCC Part 15.247 Bandwidth 99PCT-20dB ~ BT Classic EDR Pi-4DQPSK 99PCT\_27062019\_154048.png



RESULT: TC_VM_FCC15247_Bandwidth_99PCT_20dB_DTS_FHSS_V01					
Test Description	Lower Limit	Upper Limit	Measured	Unit	Verdict
Bandwidth 20dB	---	---	1332	kHz	Information
T1 20dB	2400.000000	---	2401.3326	MHz	PASS
T2 20dB	---	2483.500000	2402.6646	MHz	PASS



## Test at TX 2441 MHz

RESULT: BT Classic Connection check

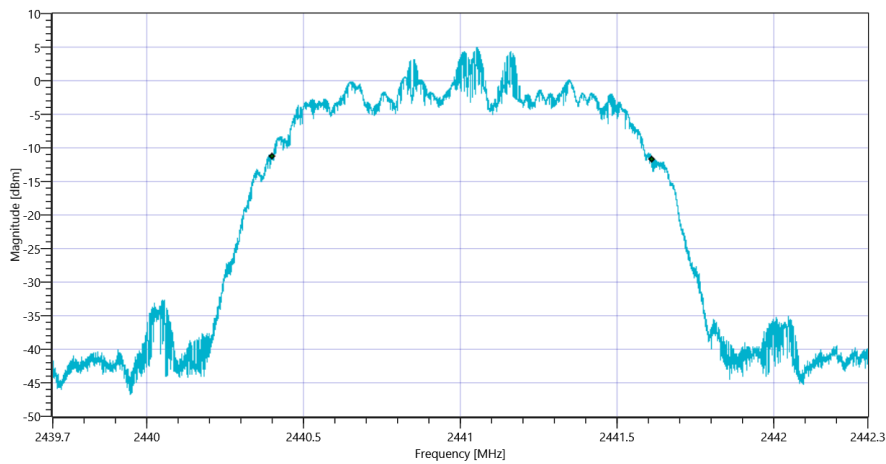
Test Description	Lower Limit	Upper Limit	Measured	Unit	Verdict
Connection result	---	---	---	--	TCON

READ SA SETTINGS:

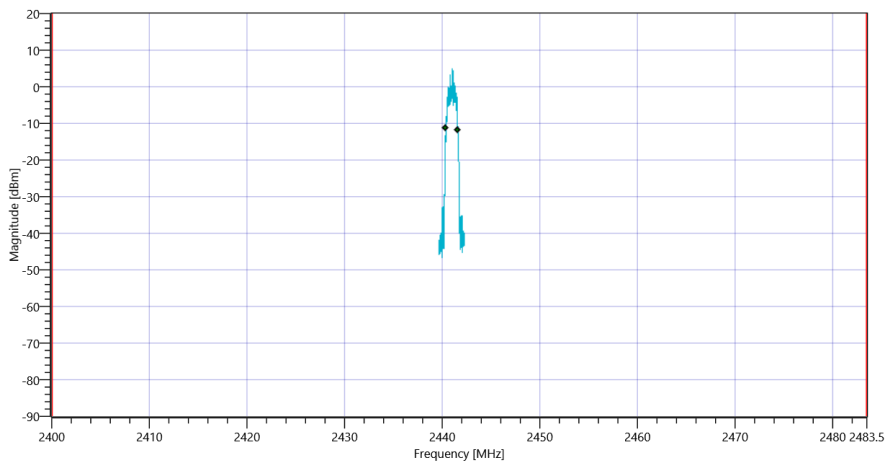
Ref. Level [dBm]	13.57
Ref. Lev. offs [dB]	9.91
Input Attenuation [dB]	20
Freq. Start [MHz]	2439.700
Freq. Stop [MHz]	2442.300
Resolution BW. [MHz]	0.030000
Video BW. [MHz]	0.100000
Detector	POS
Sweep Time [ms]	50
Sweep Points/Section	10001
Sweep Count	200
Sweep Mode	MAXH
Used Sweep Type	SWE

RESULT: TC\_VM\_FCC15247\_Bandwidth\_99PCT\_20dB\_DTS\_FHSS\_V01

Test Description	Lower Limit	Upper Limit	Measured	Unit	Verdict
Bandwidth 99%	---	---	1211	kHz	Information
T1 99%	2400.000000	---	2440.4010	MHz	PASS
T2 99%	---	2483.500000	2441.6120	MHz	PASS

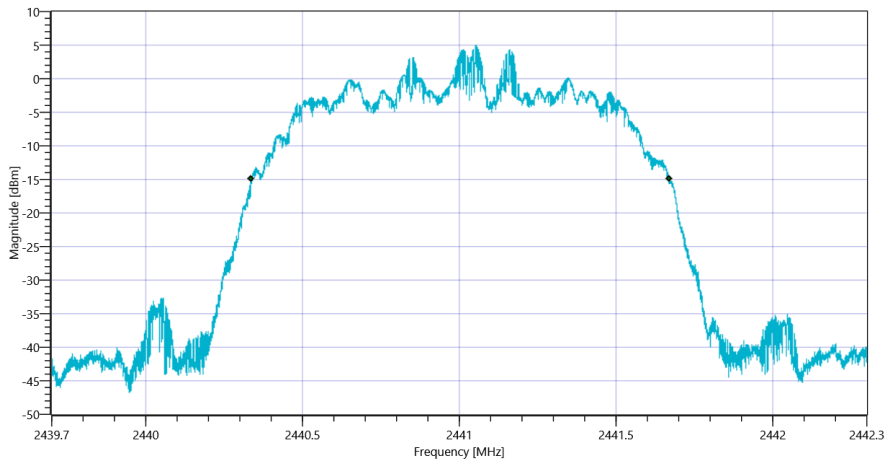


Plot\_FCC Part 15.247 Bandwidth 99PCT-20dB ~ BT Classic EDR Pi-4DQPSK 99PCT\_27062019\_154123.png

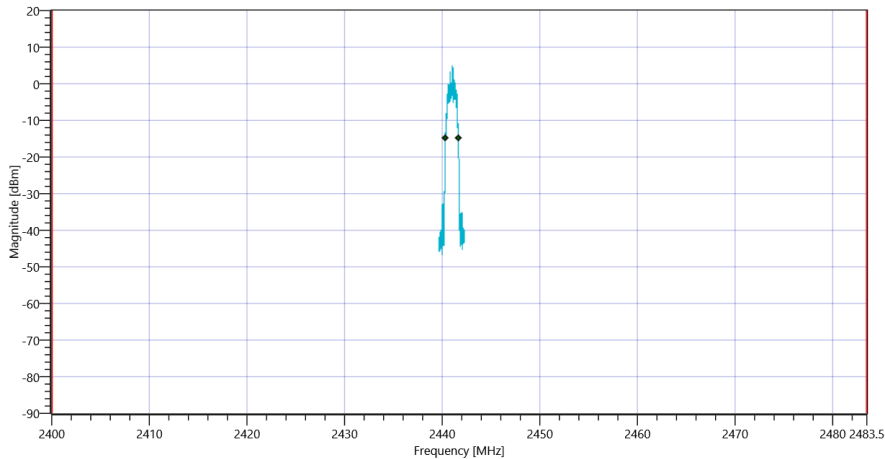


Plot\_FCC Part 15.247 Bandwidth 99PCT-20dB ~ BT Classic EDR Pi-4DQPSK\_27062019\_154126.png

RESULT: TC_VM_FCC15247_Bandwidth_99PCT_20dB_DTS_FHSS_V01					
Test Description	Lower Limit	Upper Limit	Measured	Unit	Verdict
Bandwidth 20dB	---	---	1332	kHz	Information
T1 20dB	2400.000000	---	2440.3367	MHz	PASS
T2 20dB	---	2483.500000	2441.6692	MHz	PASS



Plot\_FCC Part 15.247 Bandwidth 99PCT-20dB ~ BT Classic EDR Pi-4DQPSK 20dB\_27062019\_154130.png



Plot\_FCC Part 15.247 Bandwidth 99PCT-20dB ~ BT Classic EDR Pi-4DQPSK\_27062019\_154133.png



## Test at TX 2480 MHz

### RESULT: BT Classic Connection check

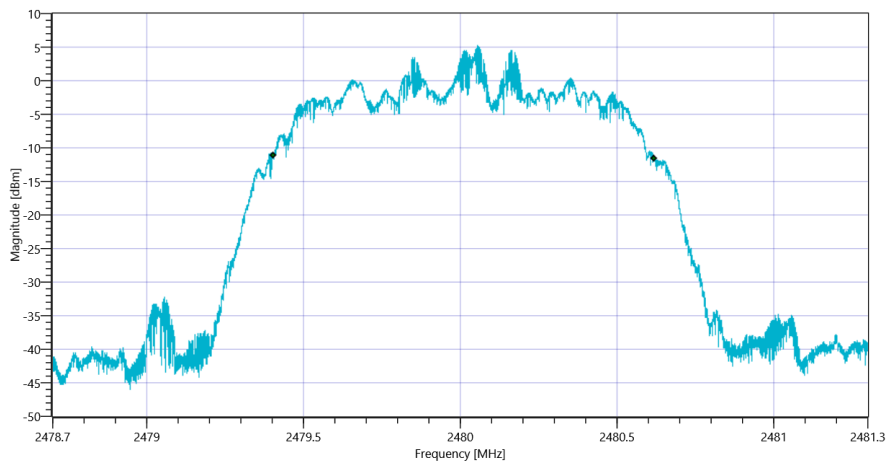
Test Description	Lower Limit	Upper Limit	Measured	Unit	Verdict
Connection result	---	---	---	--	TCON

### READ SA SETTINGS:

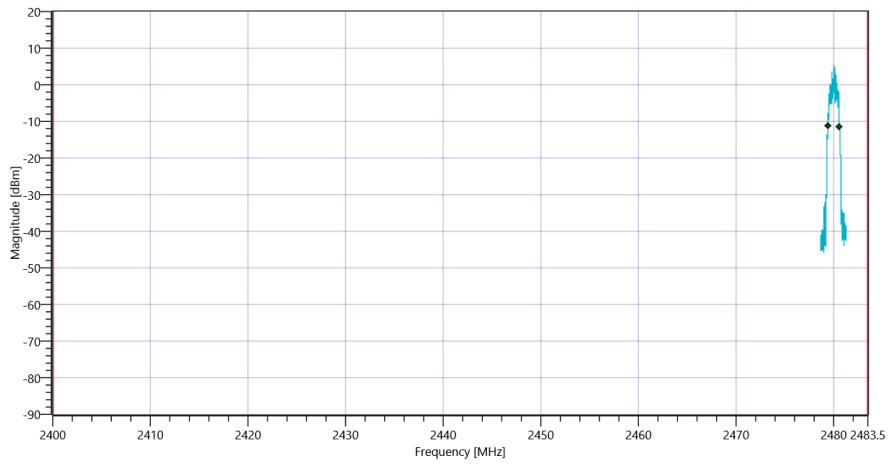
Ref. Level [dBm]	13.93
Ref. Lev. offs [dB]	9.96
Input Attenuation [dB]	20
Freq. Start [MHz]	2478.700
Freq. Stop [MHz]	2481.300
Resolution BW. [MHz]	0.030000
Video BW. [MHz]	0.100000
Detector	POS
Sweep Time [ms]	50
Sweep Points/Section	10001
Sweep Count	200
Sweep Mode	MAXH
Used Sweep Type	SWE

### RESULT: TC\_VM\_FCC15247\_Bandwidth\_99PCT\_20dB\_DTS\_FHSS\_V01

Test Description	Lower Limit	Upper Limit	Measured	Unit	Verdict
Bandwidth 99%	---	---	1213	kHz	Information
T1 99%	2400.000000	---	2479.4049	MHz	PASS
T2 99%	---	2483.500000	2480.6177	MHz	PASS

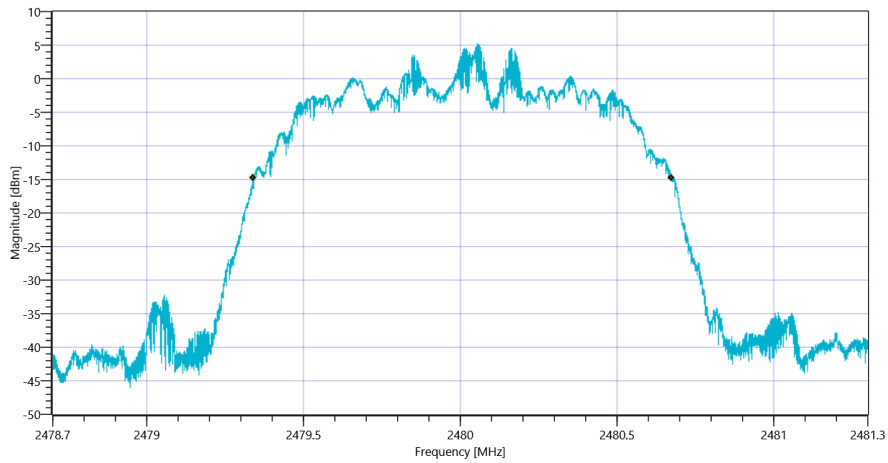


Plot\_FCC Part 15.247 Bandwidth 99PCT-20dB ~ BT Classic EDR Pi-4DQPSK 99PCT\_27062019\_154158.png

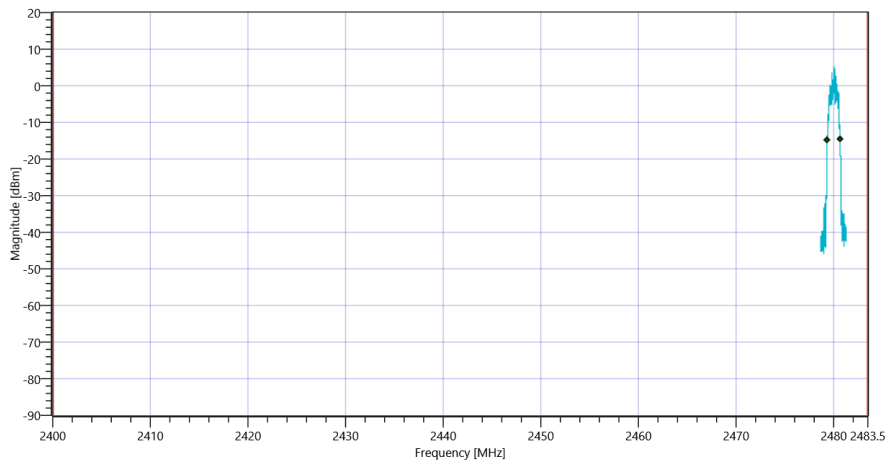


Plot\_FCC Part 15.247 Bandwidth 99PCT-20dB ~ BT Classic EDR Pi-4DQPSK\_27062019\_154201.png

RESULT: TC_VM_FCC15247_Bandwidth_99PCT_20dB_DTS_FHSS_V01					
Test Description	Lower Limit	Upper Limit	Measured	Unit	Verdict
Bandwidth 20dB	---	---	1333	kHz	Information
T1 20dB	2400.000000	---	2479.3401	MHz	PASS
T2 20dB	---	2483.500000	2480.6729	MHz	PASS



Plot\_FCC Part 15.247 Bandwidth 99PCT-20dB ~ BT Classic EDR Pi-4DQPSK 20dB\_27062019\_154205.png



Plot\_FCC Part 15.247 Bandwidth 99PCT-20dB ~ BT Classic EDR Pi-4DQPSK\_27062019\_154208.png

TEST FINISHED

General Verdict

27.06.2019 15:42:09 / RT: 110 s

PASS

## 13. FCC Part 15.247 Bandwidth 99PCT-20dB ~ BT Classic EDR 8DPSK

Test References	
TC Start	27.06.2019 15:42:13
System Version	1.0.0.16
Test Specification	FCC Part 15.247
Test Method	
Class / TC Version / TC ID	TC_VM_FCC15247_Bandwidth_99PCT_20dB_DTS_FHSS_V01 Version: 0.0.2   TCID_FCC15247_2
My Description	FCC 15.247 Bandwidth 99PCT - 20dB FHSS - BT Classic EDR 8DPSK
Add. Information	

Test Parameter	
Technology to test	BT Classic EDR 8DPSK
Antenna Port used	1
Temperature	mid
Voltage	mid
Frequency low to test	True   Freq [MHz] 2402
Frequency mid to test	True   Freq [MHz] 2441
Frequency high to test	True   Freq [MHz] 2480
Pattern	PRBS9
Switched Path	IUT - SignalingUnit - SpectrumAnalyzer
Devices in use	SigBT: Rohde&Schwarz,CMW,1201.0002k75/100683,3.7.70   SA: Rohde&Schwarz,FSV-30,1321.3008K30/103809,3.40

## Test at TX 2402 MHz

### RESULT: BT Classic Connection check

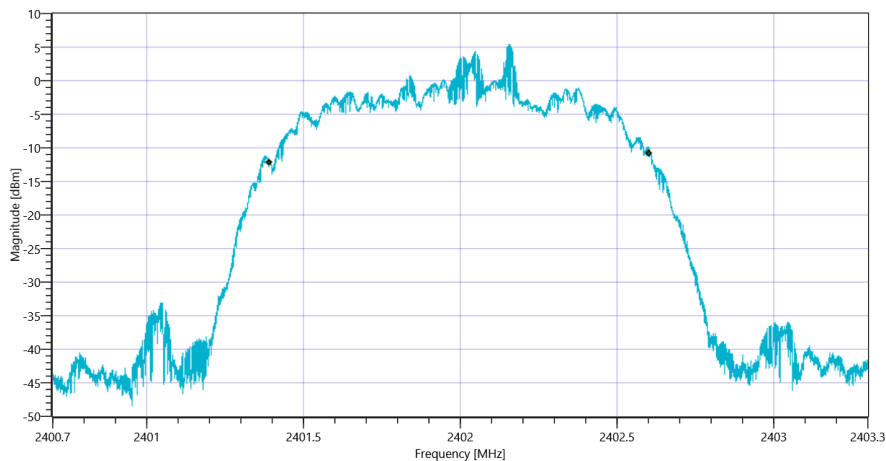
Test Description	Lower Limit	Upper Limit	Measured	Unit	Verdict
Connection result	---	---	---	--	TCON

### READ SA SETTINGS:

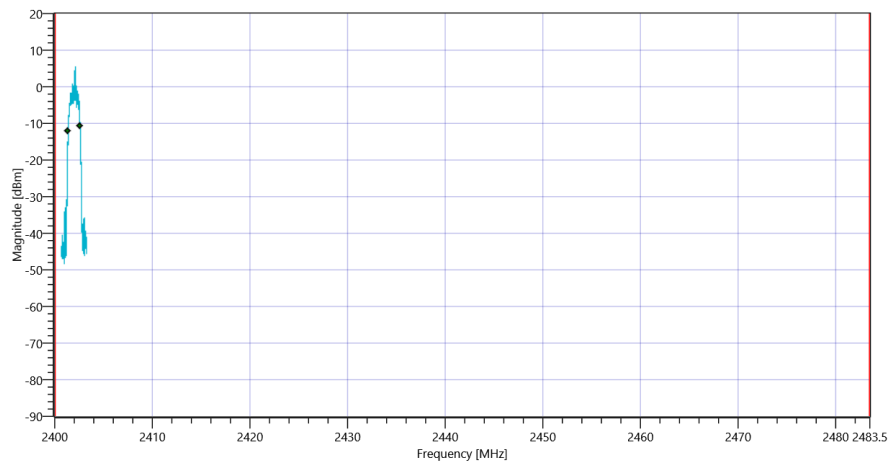
Ref. Level [dBm]	13.43
Ref. Lev. offs [dB]	9.79
Input Attenuation [dB]	20
Freq. Start [MHz]	2400.700
Freq. Stop [MHz]	2403.300
Resolution BW. [MHz]	0.030000
Video BW. [MHz]	0.100000
Detector	POS
Sweep Time [ms]	50
Sweep Points/Section	10001
Sweep Count	200
Sweep Mode	MAXH
Used Sweep Type	SWE

### RESULT: TC\_VM\_FCC15247\_Bandwidth\_99PCT\_20dB\_DTS\_FHSS\_V01

Test Description	Lower Limit	Upper Limit	Measured	Unit	Verdict
Bandwidth 99%	---	---	1211	kHz	Information
T1 99%	2400.000000	---	2401.3922	MHz	PASS
T2 99%	---	2483.500000	2402.6029	MHz	PASS

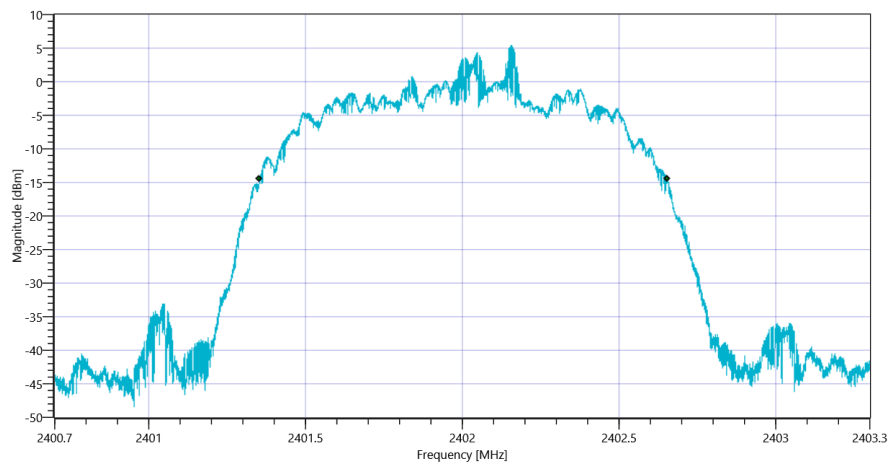


Plot\_FCC Part 15.247 Bandwidth 99PCT-20dB ~ BT Classic EDR 8DPSK 99PCT\_27062019\_154242.png

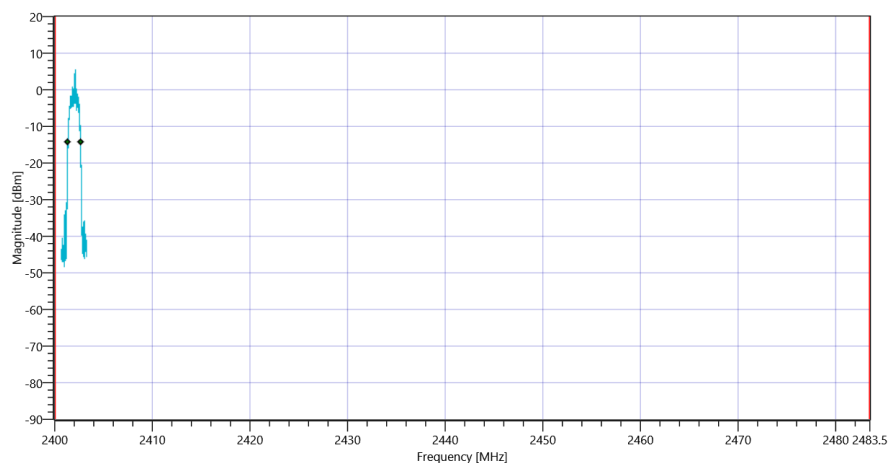


Plot\_FCC Part 15.247 Bandwidth 99PCT-20dB ~ BT Classic EDR 8DPSK\_27062019\_154245.png

RESULT: TC_VM_FCC15247_Bandwidth_99PCT_20dB_DTS_FHSS_V01					
Test Description	Lower Limit	Upper Limit	Measured	Unit	Verdict
Bandwidth 20dB	---	---	1301	kHz	Information
T1 20dB	2400.000000	---	2401.3534	MHz	PASS
T2 20dB	---	2483.500000	2402.6547	MHz	PASS



Plot\_FCC Part 15.247 Bandwidth 99PCT-20dB ~ BT Classic EDR 8DPSK 20dB\_27062019\_154249.png



Plot\_FCC Part 15.247 Bandwidth 99PCT-20dB ~ BT Classic EDR 8DPSK\_27062019\_154252.png

## Test at TX 2441 MHz

### RESULT: BT Classic Connection check

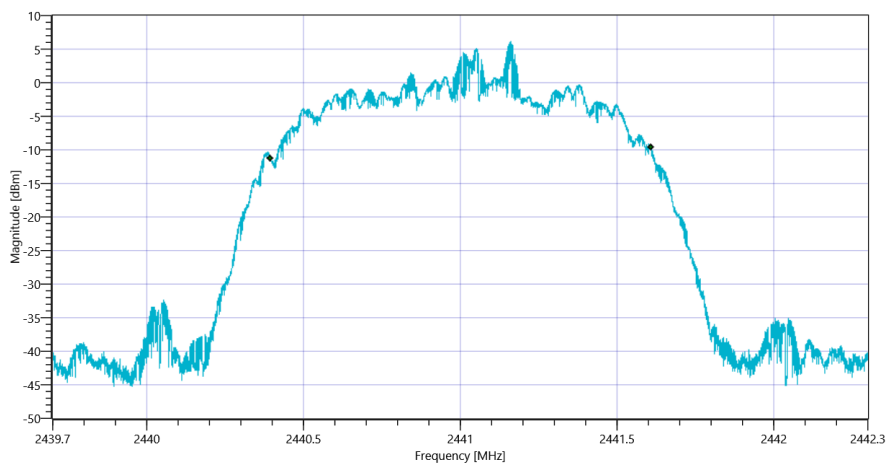
Test Description	Lower Limit	Upper Limit	Measured	Unit	Verdict
Connection result	---	---	---	--	TCON

### READ SA SETTINGS:

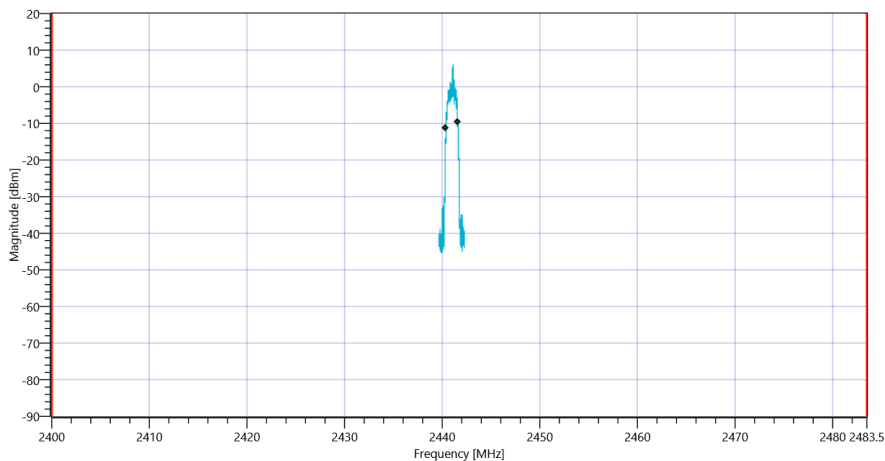
Ref. Level [dBm]	14.05
Ref. Lev. offs [dB]	9.91
Input Attenuation [dB]	20
Freq. Start [MHz]	2439.700
Freq. Stop [MHz]	2442.300
Resolution BW. [MHz]	0.030000
Video BW. [MHz]	0.100000
Detector	POS
Sweep Time [ms]	50
Sweep Points/Section	10001
Sweep Count	200
Sweep Mode	MAXH
Used Sweep Type	SWE

### RESULT: TC\_VM\_FCC15247\_Bandwidth\_99PCT\_20dB\_DTS\_FHSS\_V01

Test Description	Lower Limit	Upper Limit	Measured	Unit	Verdict
Bandwidth 99%	---	---	1213	kHz	Information
T1 99%	2400.000000	---	2440.3950	MHz	PASS
T2 99%	---	2483.500000	2441.6076	MHz	PASS

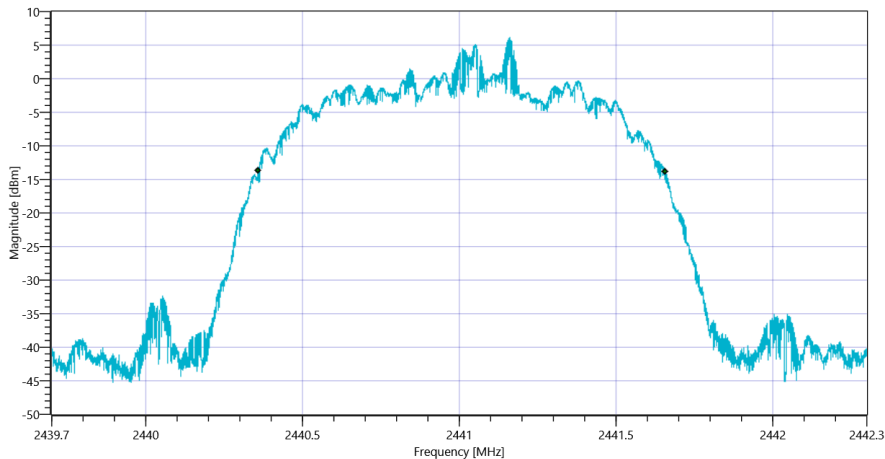


Plot\_FCC Part 15.247 Bandwidth 99PCT-20dB ~ BT Classic EDR 8DPSK 99PCT\_27062019\_154317.png

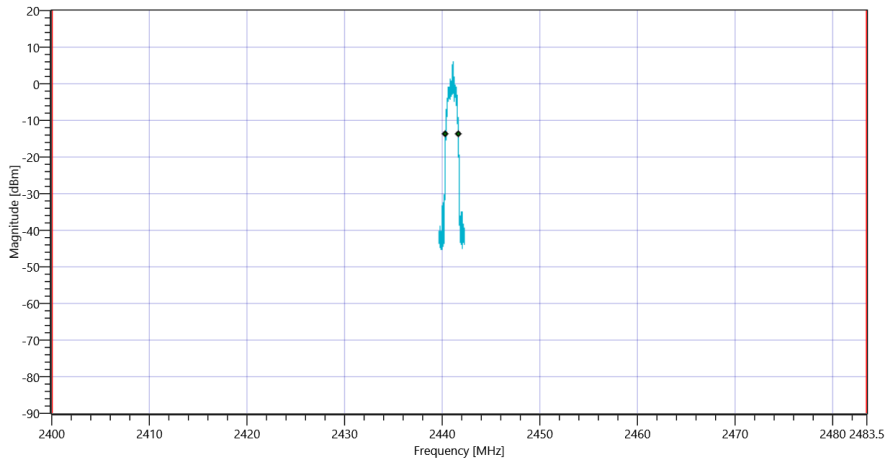


Plot\_FCC Part 15.247 Bandwidth 99PCT-20dB ~ BT Classic EDR 8DPSK\_27062019\_154320.png

RESULT: TC_VM_FCC15247_Bandwidth_99PCT_20dB_DTS_FHSS_V01					
Test Description	Lower Limit	Upper Limit	Measured	Unit	Verdict
Bandwidth 20dB	---	---	1298	kHz	Information
T1 20dB	2400.000000	---	2440.3591	MHz	PASS
T2 20dB	---	2483.500000	2441.6568	MHz	PASS



Plot\_FCC Part 15.247 Bandwidth 99PCT-20dB ~ BT Classic EDR 8DPSK 20dB\_27062019\_154324.png



Plot\_FCC Part 15.247 Bandwidth 99PCT-20dB ~ BT Classic EDR 8DPSK\_27062019\_154327.png



## Test at TX 2480 MHz

### RESULT: BT Classic Connection check

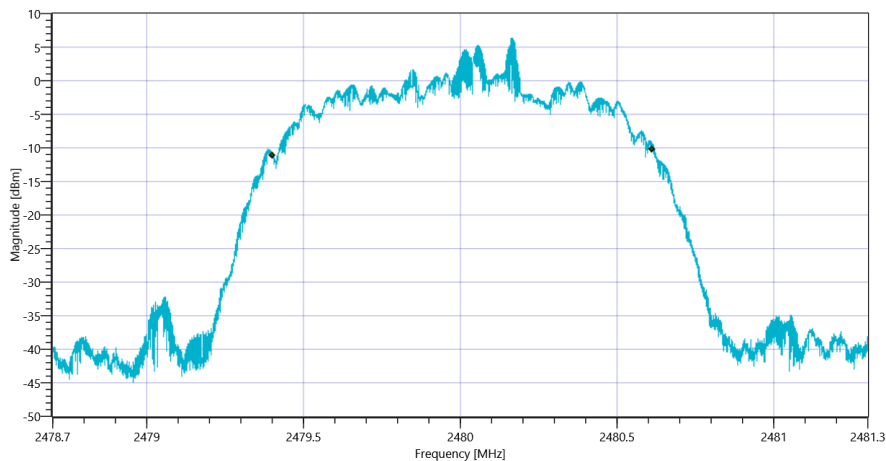
Test Description	Lower Limit	Upper Limit	Measured	Unit	Verdict
Connection result	---	---	---	--	TCON

### READ SA SETTINGS:

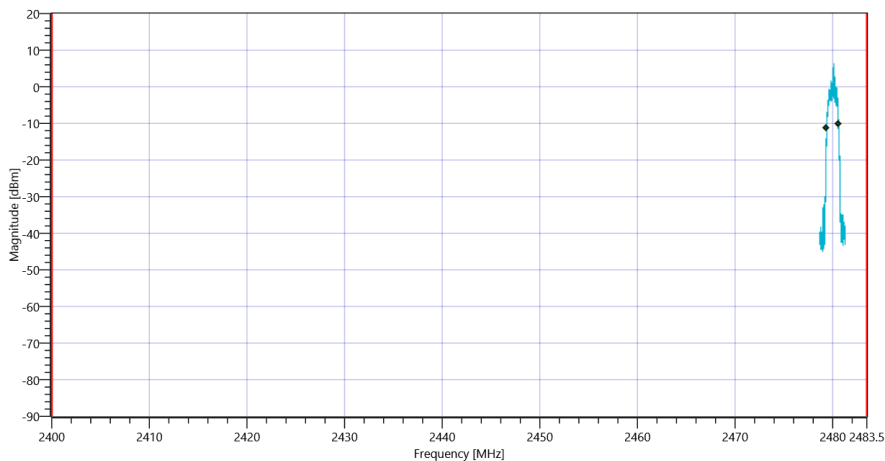
Ref. Level [dBm]	13.91
Ref. Lev. offs [dB]	9.96
Input Attenuation [dB]	20
Freq. Start [MHz]	2478.700
Freq. Stop [MHz]	2481.300
Resolution BW. [MHz]	0.030000
Video BW. [MHz]	0.100000
Detector	POS
Sweep Time [ms]	50
Sweep Points/Section	10001
Sweep Count	200
Sweep Mode	MAXH
Used Sweep Type	SWE

### RESULT: TC\_VM\_FCC15247\_Bandwidth\_99PCT\_20dB\_DTS\_FHSS\_V01

Test Description	Lower Limit	Upper Limit	Measured	Unit	Verdict
Bandwidth 99%	---	---	1211	kHz	Information
T1 99%	2400.000000	---	2479.4010	MHz	PASS
T2 99%	---	2483.500000	2480.6122	MHz	PASS

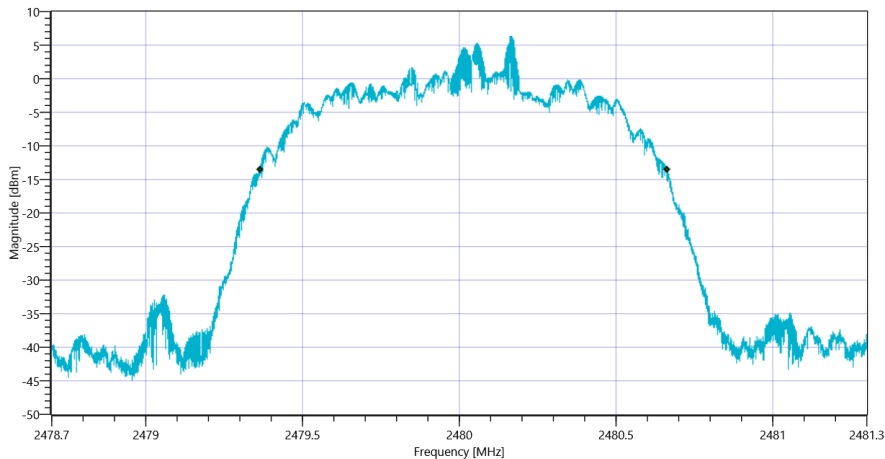


Plot\_FCC Part 15.247 Bandwidth 99PCT-20dB ~ BT Classic EDR 8DPSK 99PCT\_27062019\_154353.png

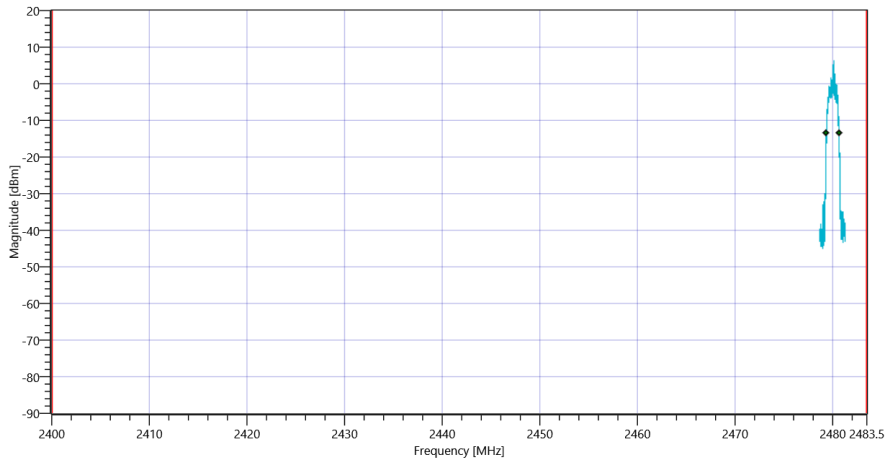


Plot\_FCC Part 15.247 Bandwidth 99PCT-20dB ~ BT Classic EDR 8DPSK\_27062019\_154356.png

RESULT: TC_VM_FCC15247_Bandwidth_99PCT_20dB_DTS_FHSS_V01					
Test Description	Lower Limit	Upper Limit	Measured	Unit	Verdict
Bandwidth 20dB	---	---	1298	kHz	Information
T1 20dB	2400.000000	---	2479.3640	MHz	PASS
T2 20dB	---	2483.500000	2480.6622	MHz	PASS



Plot\_FCC Part 15.247 Bandwidth 99PCT-20dB ~ BT Classic EDR 8DPSK 20dB\_27062019\_154400.png



Plot\_FCC Part 15.247 Bandwidth 99PCT-20dB ~ BT Classic EDR 8DPSK\_27062019\_154403.png

TEST FINISHED

General Verdict

27.06.2019 15:44:03 / RT: 110 s

PASS

---

- END OF DOCUMENT -

---