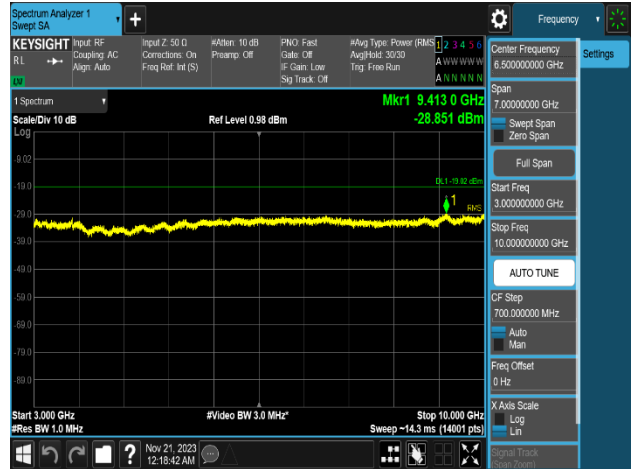
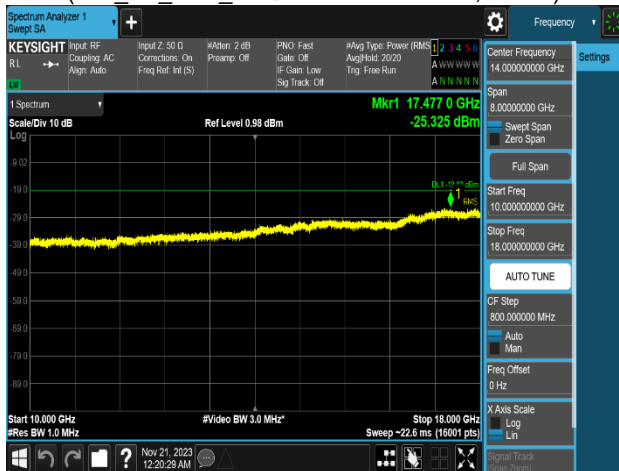


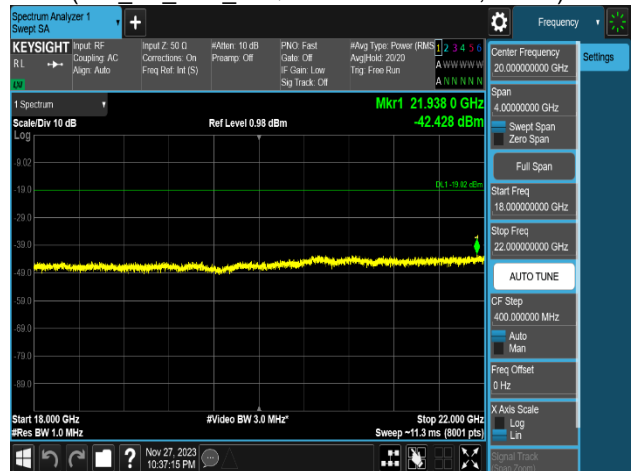
Plot 8-49. Conducted Spurious Emission Plot
2.202 GHz to 3 GHz
(n66_1C_15M_16QAM - Low Channel, Port 0)



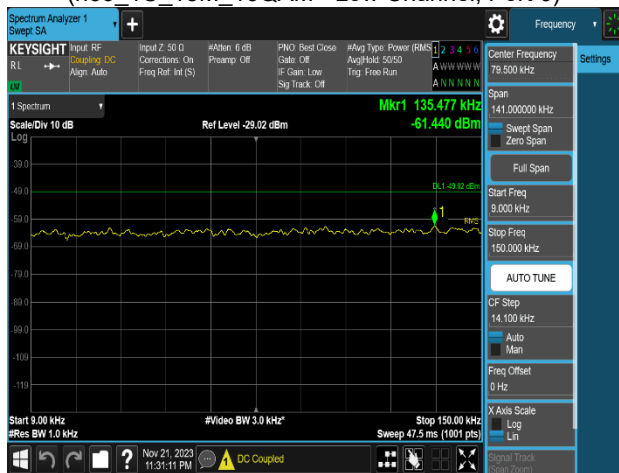
Plot 8-50. Conducted Spurious Emission Plot
3 GHz to 10 GHz
(n66_1C_15M_16QAM - Low Channel, Port 0)



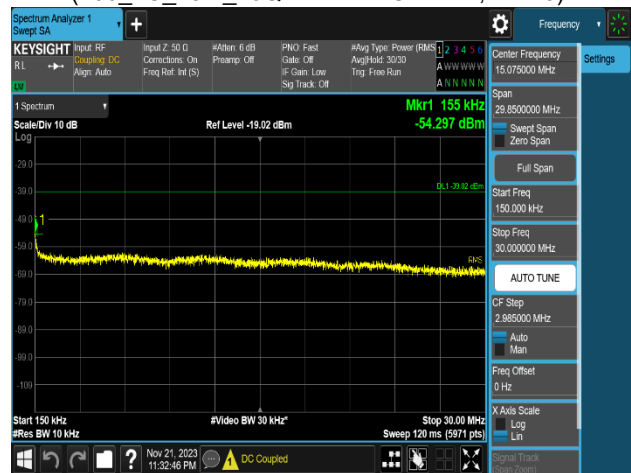
Plot 8-51. Conducted Spurious Emission Plot
10 GHz to 18 GHz
(n66_1C_15M_16QAM - Low Channel, Port 0)



Plot 8-52. Conducted Spurious Emission Plot
18 GHz to 22 GHz
(n66_1C_15M_16QAM - Low Channel, Port 0)

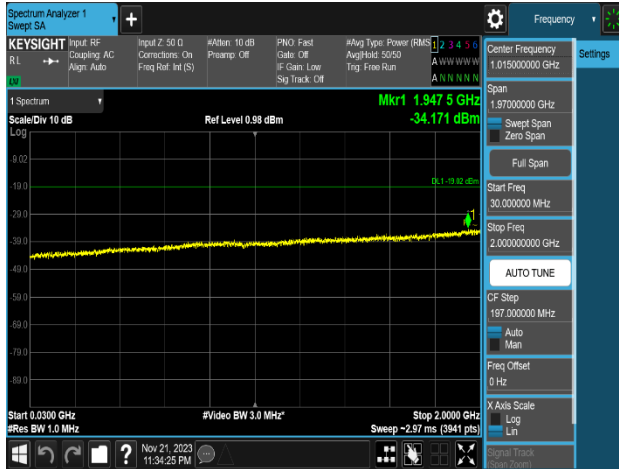


Plot 8-53. Conducted Spurious Emission Plot
9 kHz to 150 kHz
(n66_1C_30M_16QAM - High Channel, Port 1)

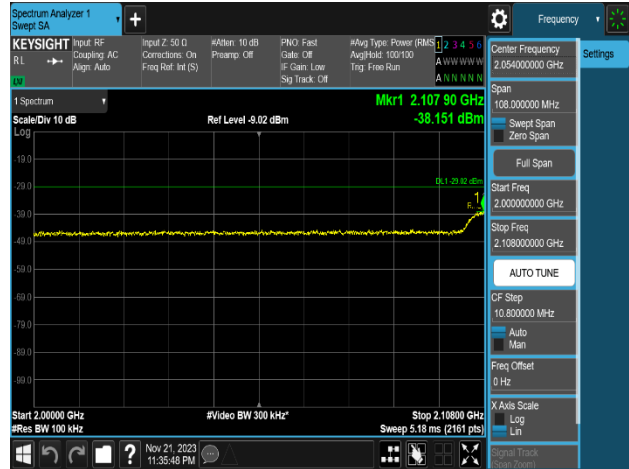


Plot 8-54. Conducted Spurious Emission Plot
150 kHz to 30 MHz
(n66_1C_30M_16QAM - High Channel, Port 1)

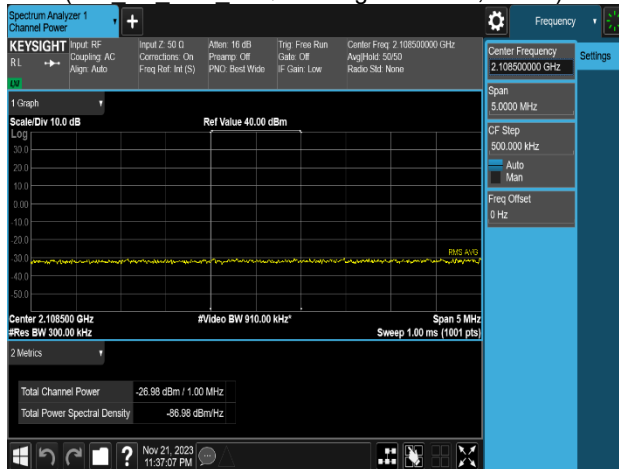
FCC ID: A3LRF4451D-70A		MEASUREMENT REPORT (Class II Permissive Change)		Approved by: Technical Manager
Test Report S/N: 8K23110201-00.A3L	Test Dates: 11/20/2023 - 12/14/2023	EUT Type: RRU(RF4451d)		Page 51 of 81



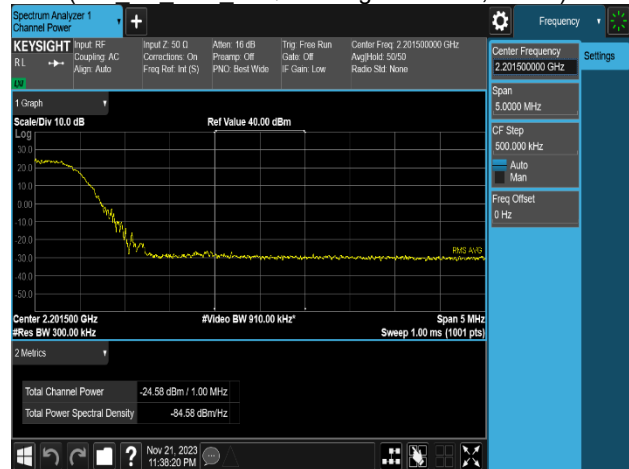
Plot 8-55. Conducted Spurious Emission Plot
30 MHz to 2 GHz
(n66_1C_30M_16QAM - High Channel, Port 1)



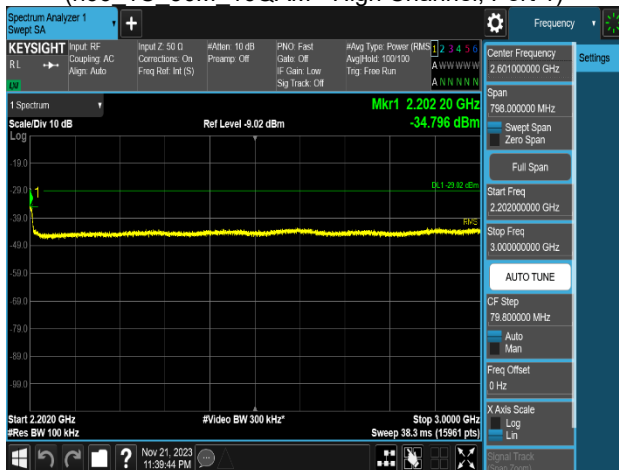
Plot 8-56. Conducted Spurious Emission Plot
2 GHz to 2.108 GHz
(n66_1C_30M_16QAM - High Channel, Port 1)



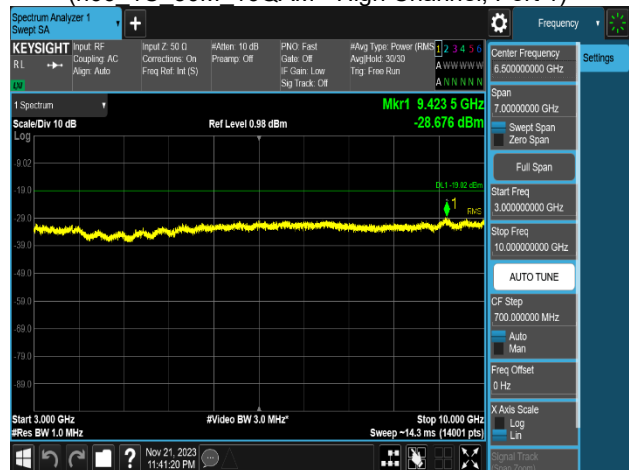
Plot 8-57. Conducted Spurious Emission Plot
2.108 GHz to 2.109 GHz
(n66_1C_30M_16QAM - High Channel, Port 1)



Plot 8-58. Conducted Spurious Emission Plot
2.201 GHz to 2.202 GHz
(n66_1C_30M_16QAM - High Channel, Port 1)

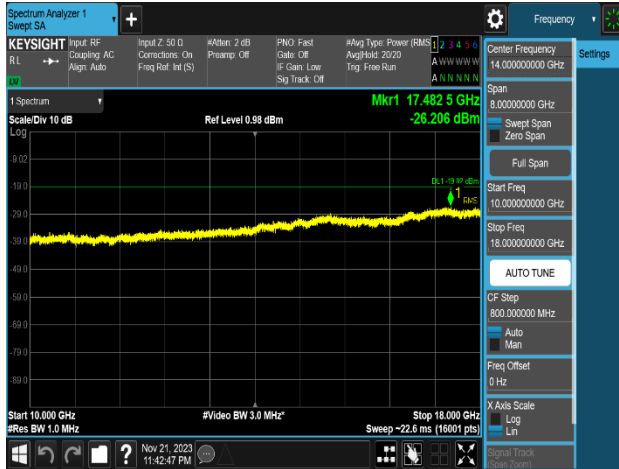


Plot 8-59. Conducted Spurious Emission Plot
2.202 GHz to 3 GHz
(n66_1C_30M_16QAM - High Channel, Port 1)

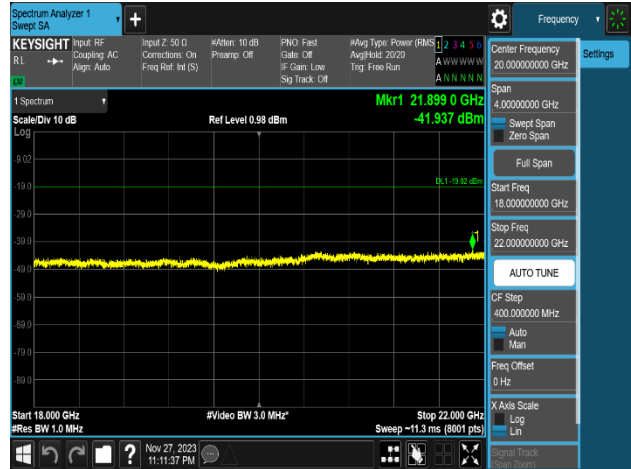


Plot 8-60. Conducted Spurious Emission Plot
3 GHz to 10 GHz
(n66_1C_30M_16QAM - High Channel, Port 1)

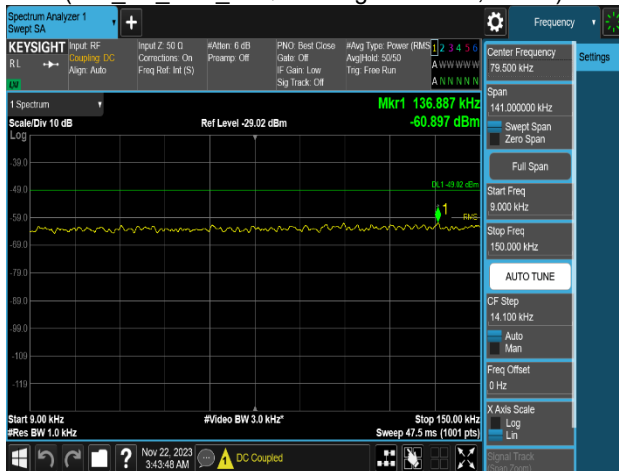
FCC ID: A3LRF4451D-70A		MEASUREMENT REPORT (Class II Permissive Change)		Approved by: Technical Manager
Test Report S/N: 8K23110201-00.A3L	Test Dates: 11/20/2023 - 12/14/2023	EUT Type: RRU(RF4451d)		Page 52 of 81



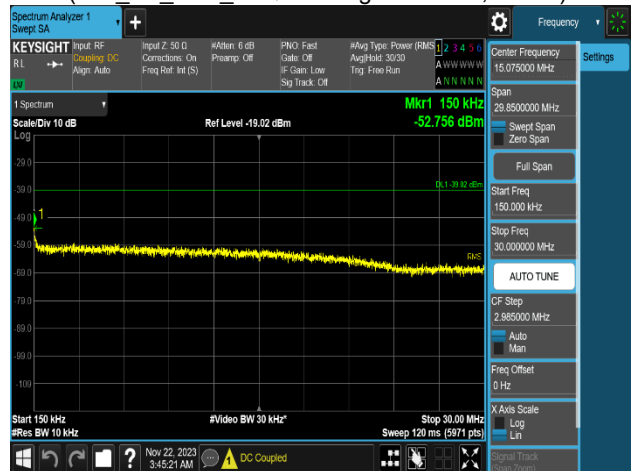
Plot 8-61. Conducted Spurious Emission Plot
10 GHz to 18 GHz
(n66_1C_30M_16QAM - High Channel, Port 1)



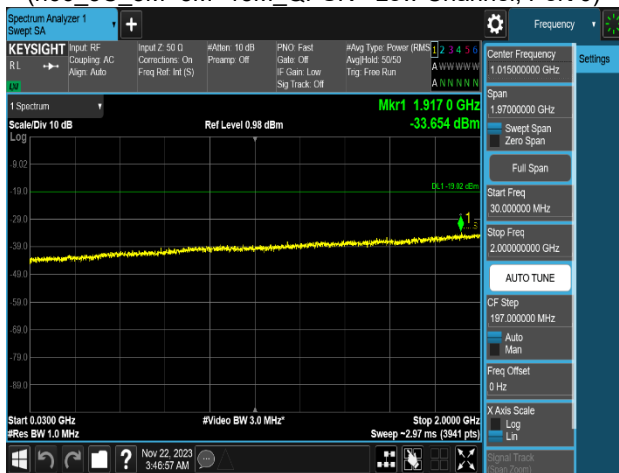
Plot 8-62. Conducted Spurious Emission Plot
18 GHz to 22 GHz
(n66_1C_30M_16QAM - High Channel, Port 1)



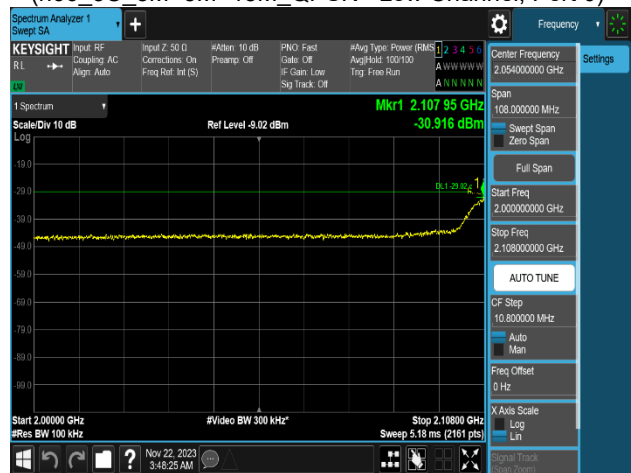
Plot 8-63. Conducted Spurious Emission Plot
9 kHz to 150 kHz
(n66_3C_5M+5M+15M_QPSK - Low Channel, Port 0)



Plot 8-64. Conducted Spurious Emission Plot
150 kHz to 30 MHz
(n66_3C_5M+5M+15M_QPSK - Low Channel, Port 0)

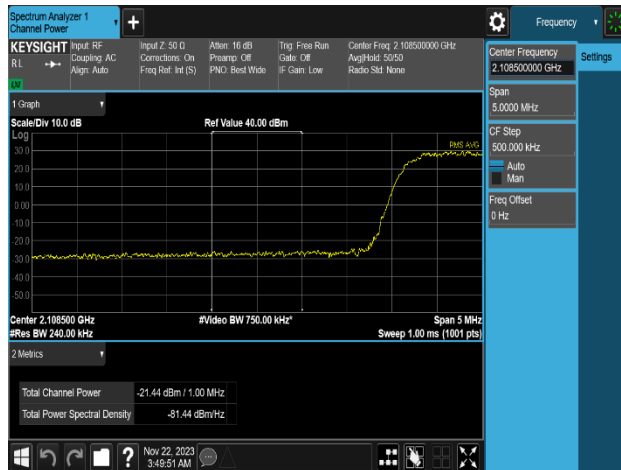


Plot 8-65. Conducted Spurious Emission Plot
30 MHz to 2 GHz
(n66_3C_5M+5M+15M_QPSK - Low Channel, Port 0)

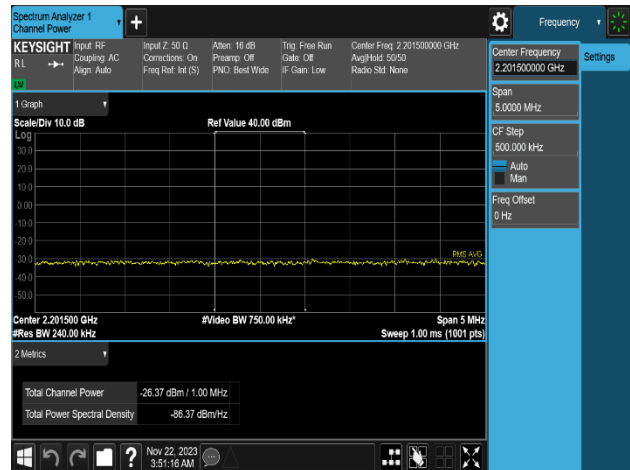


Plot 8-66. Conducted Spurious Emission Plot
2 GHz to 2.108 GHz
(n66_3C_5M+5M+15M_QPSK - Low Channel, Port 0)

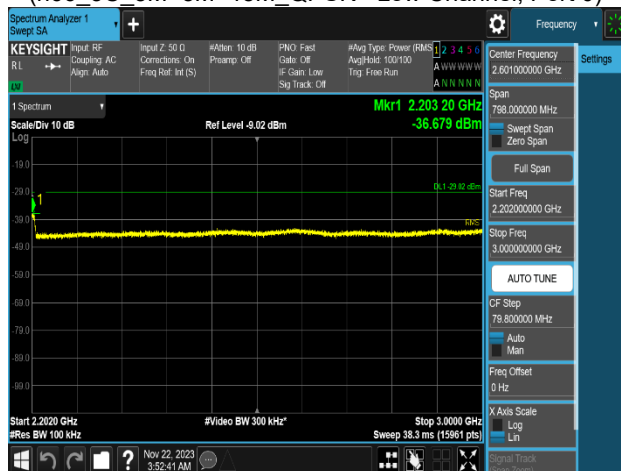
FCC ID: A3LRF4451D-70A		MEASUREMENT REPORT (Class II Permissive Change)		Approved by: Technical Manager
Test Report S/N: 8K23110201-00.A3L	Test Dates: 11/20/2023 - 12/14/2023	EUT Type: RRU(RF4451d)		Page 53 of 81



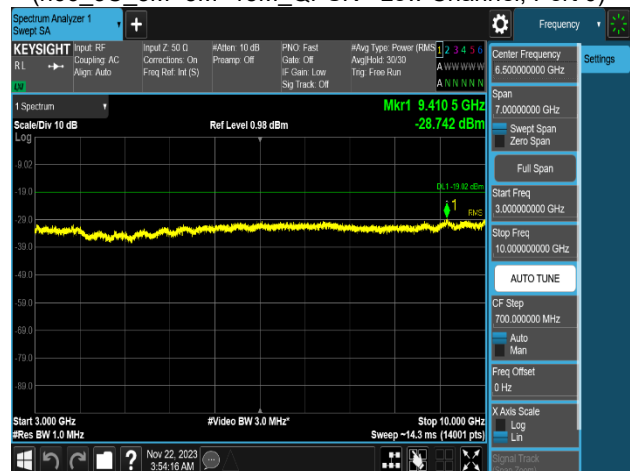
Plot 8-67. Conducted Spurious Emission Plot
2.108 GHz to 2.109 GHz
(n66_3C_5M+5M+15M_QPSK - Low Channel, Port 0)



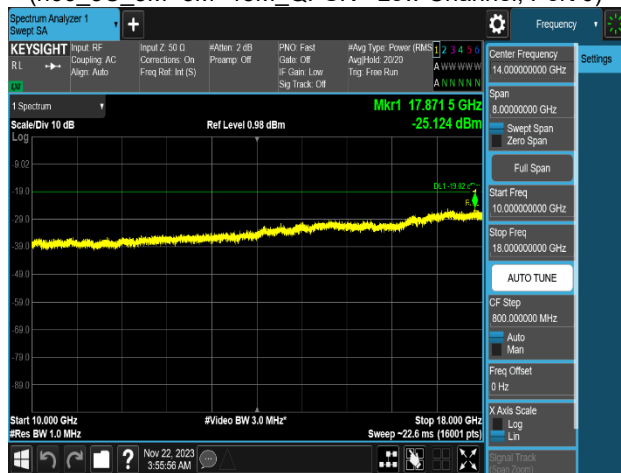
Plot 8-68. Conducted Spurious Emission Plot
2.201 GHz to 2.202 GHz
(n66_3C_5M+5M+15M_QPSK - Low Channel, Port 0)



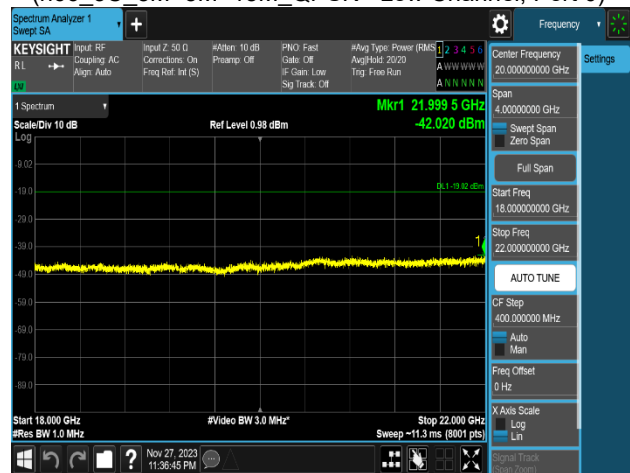
Plot 8-69. Conducted Spurious Emission Plot
2.202 GHz to 3 GHz
(n66_3C_5M+5M+15M_QPSK - Low Channel, Port 0)



Plot 8-70. Conducted Spurious Emission Plot
3 GHz to 10 GHz
(n66_3C_5M+5M+15M_QPSK - Low Channel, Port 0)

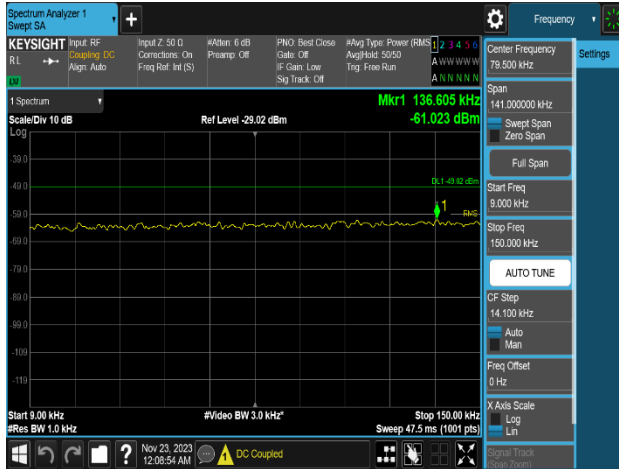


Plot 8-71. Conducted Spurious Emission Plot
10 GHz to 18 GHz
(n66_3C_5M+5M+15M_QPSK - Low Channel, Port 0)

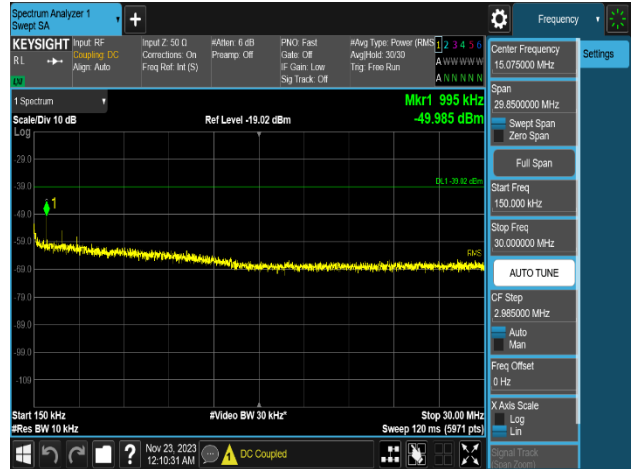


Plot 8-72. Conducted Spurious Emission Plot
18 GHz to 22 GHz
(n66_3C_5M+5M+15M_QPSK - Low Channel, Port 0)

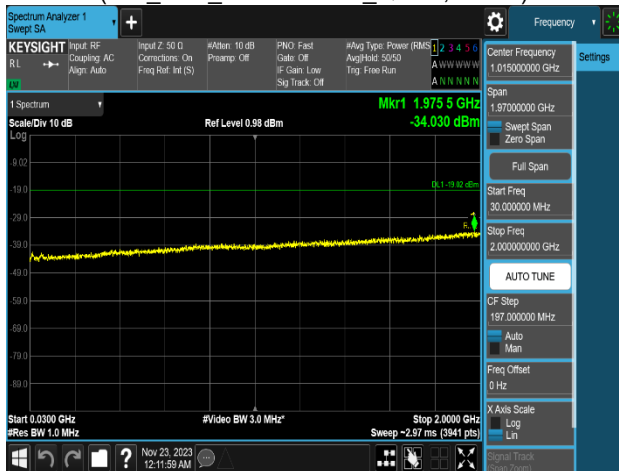
FCC ID: A3LRF4451D-70A		MEASUREMENT REPORT (Class II Permissive Change)		Approved by: Technical Manager
Test Report S/N: 8K23110201-00.A3L	Test Dates: 11/20/2023 - 12/14/2023	EUT Type: RRU(RF4451d)		Page 54 of 81



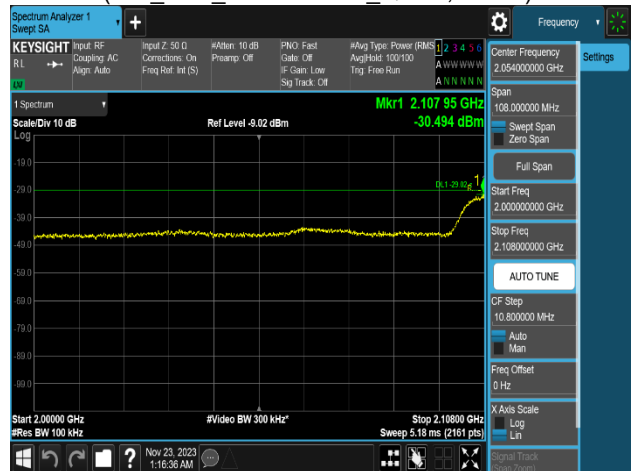
Plot 8-73. Conducted Spurious Emission Plot
9 kHz to 150 kHz
(n66_3NC_5M+5M+15M_QPSK, Port 2)



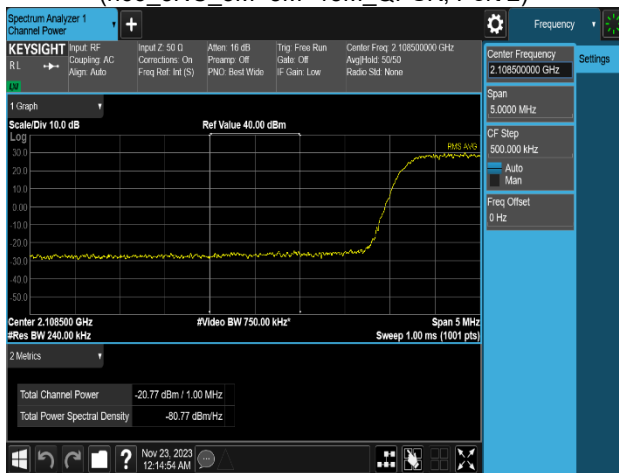
Plot 8-74. Conducted Spurious Emission Plot
150 kHz to 30 MHz
(n66_3NC_5M+5M+15M_QPSK, Port 2)



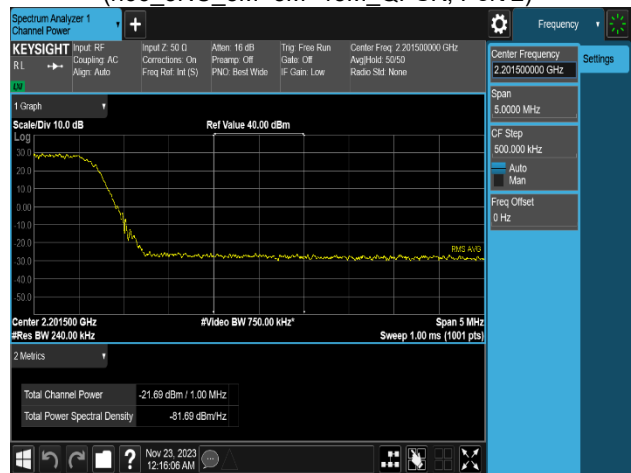
Plot 8-75. Conducted Spurious Emission Plot
30 MHz to 2 GHz
(n66_3NC_5M+5M+15M_QPSK, Port 2)



Plot 8-76. Conducted Spurious Emission Plot
2 GHz to 2.108 GHz
(n66_3NC_5M+5M+15M_QPSK, Port 2)

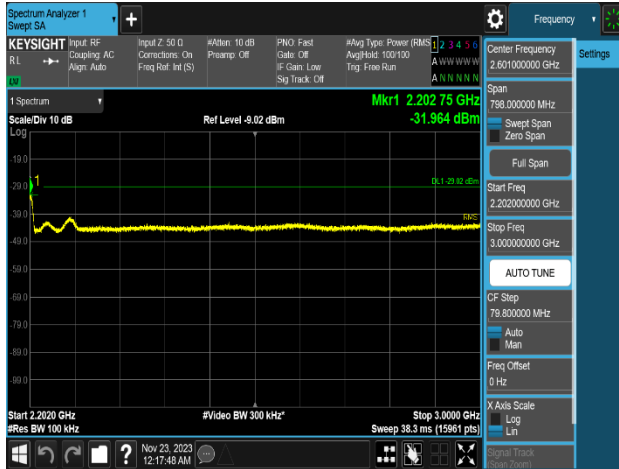


Plot 8-77. Conducted Spurious Emission Plot
2.108 GHz to 2.109 GHz
(n66_3NC_5M+5M+15M_QPSK, Port 2)

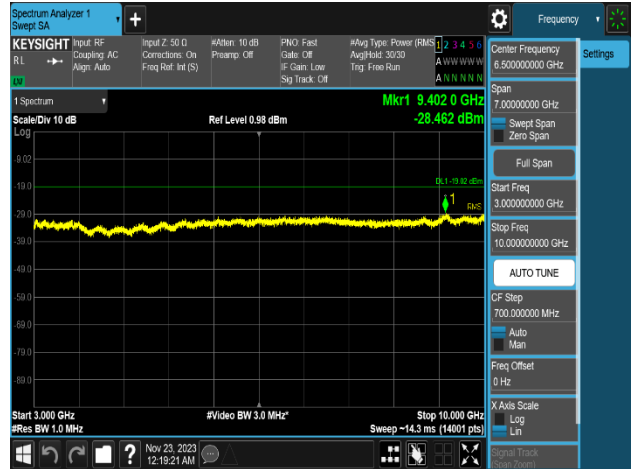


Plot 8-78. Conducted Spurious Emission Plot
2.201 GHz to 2.202 GHz
(n66_3NC_5M+5M+15M_QPSK, Port 2)

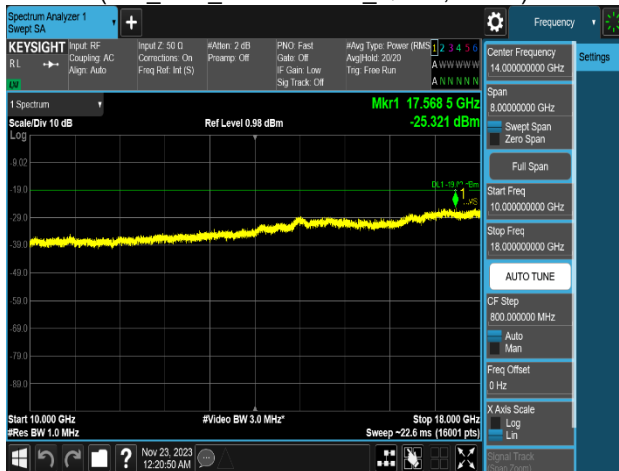
FCC ID: A3LRF4451D-70A		MEASUREMENT REPORT (Class II Permissive Change)		Approved by: Technical Manager
Test Report S/N: 8K23110201-00.A3L	Test Dates: 11/20/2023 - 12/14/2023	EUT Type: RRU(RF4451d)		Page 55 of 81



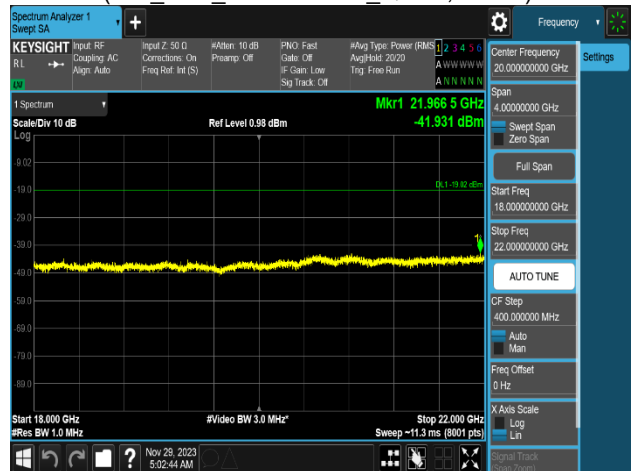
Plot 8-79. Conducted Spurious Emission Plot
2.202 GHz to 3 GHz
(n66_3NC_5M+5M+15M_QPSK, Port 2)



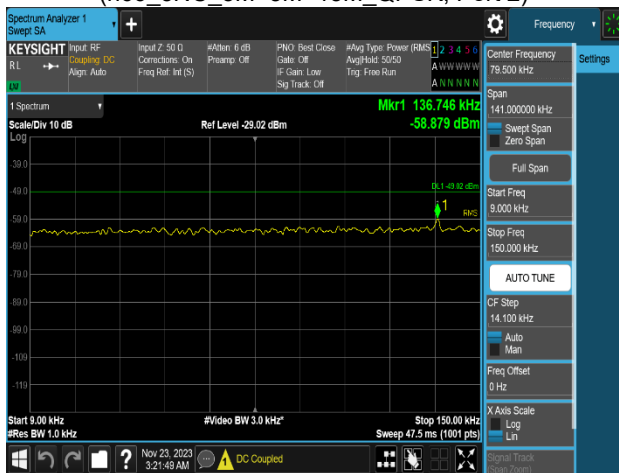
Plot 8-80. Conducted Spurious Emission Plot
3 GHz to 10 GHz
(n66_3NC_5M+5M+15M_QPSK, Port 2)



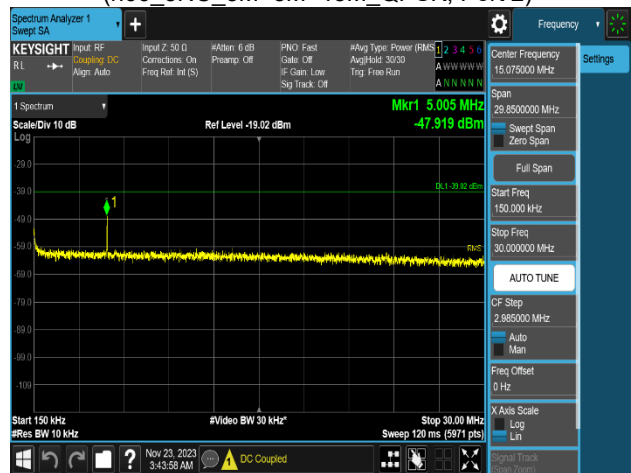
Plot 8-81. Conducted Spurious Emission Plot
10 GHz to 18 GHz
(n66_3NC_5M+5M+15M_QPSK, Port 2)



Plot 8-82. Conducted Spurious Emission Plot
18 GHz to 22 GHz
(n66_3NC_5M+5M+15M_QPSK, Port 2)

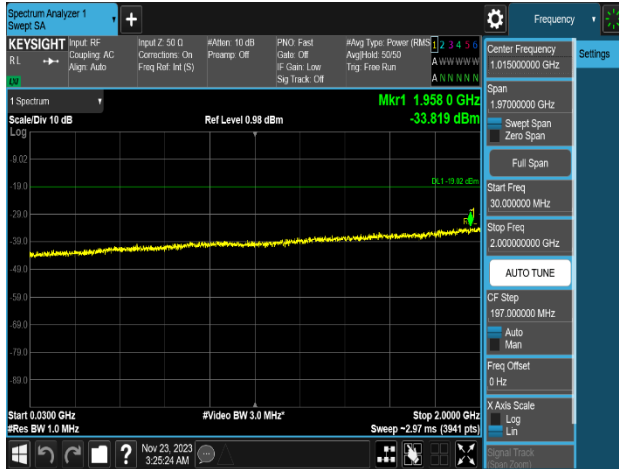


Plot 8-83. Conducted Spurious Emission Plot
9 kHz to 150 kHz
(n66_3C_5M+5M+30M_QPSK - High Channel, Port 3)

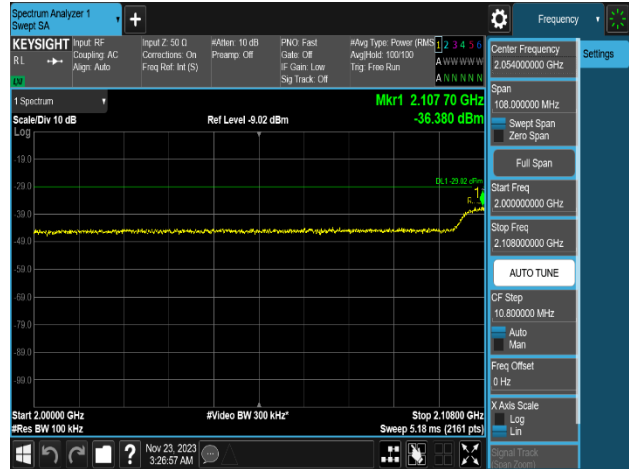


Plot 8-84. Conducted Spurious Emission Plot
150 kHz to 30 MHz
(n66_3C_5M+5M+30M_QPSK - High Channel, Port 3)

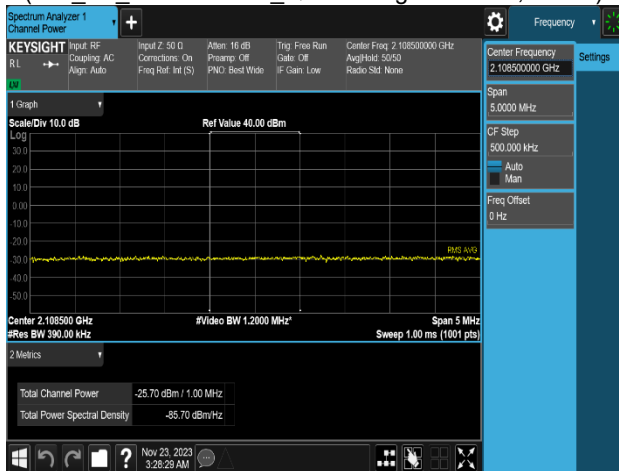
FCC ID: A3LRF4451D-70A		MEASUREMENT REPORT (Class II Permissive Change)		Approved by: Technical Manager
Test Report S/N: 8K23110201-00.A3L	Test Dates: 11/20/2023 - 12/14/2023	EUT Type: RRU(RF4451d)		Page 56 of 81



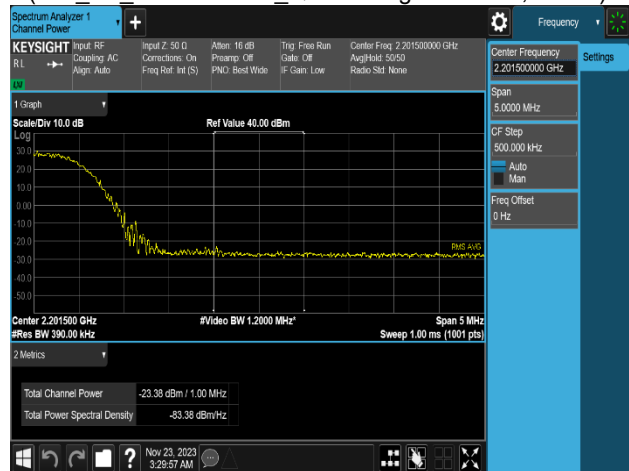
Plot 8-85. Conducted Spurious Emission Plot
30 MHz to 2 GHz
(n66_3C_5M+5M+30M_QPSK - High Channel, Port 3)



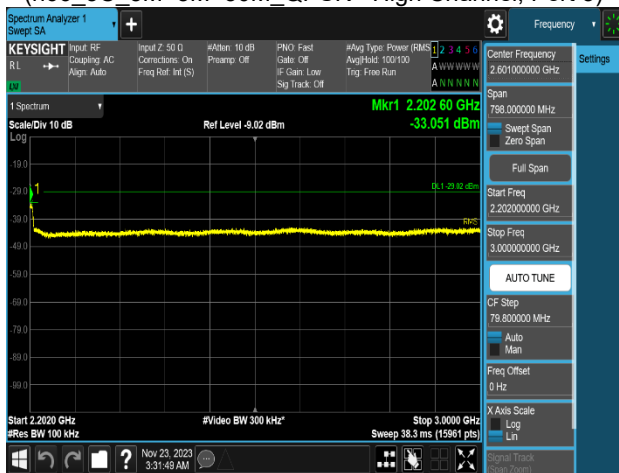
Plot 8-86. Conducted Spurious Emission Plot
2 GHz to 2.108 GHz
(n66_3C_5M+5M+30M_QPSK - High Channel, Port 3)



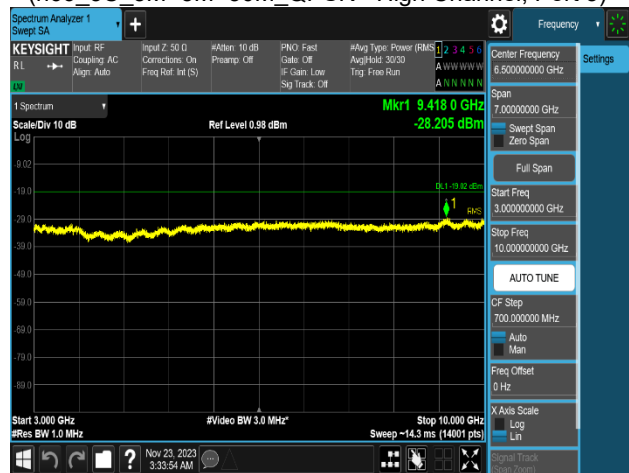
Plot 8-87. Conducted Spurious Emission Plot
2.108 GHz to 2.109 GHz
(n66_3C_5M+5M+30M_QPSK - High Channel, Port 3)



Plot 8-88. Conducted Spurious Emission Plot
2.201 GHz to 2.202 GHz
(n66_3C_5M+5M+30M_QPSK - High Channel, Port 3)

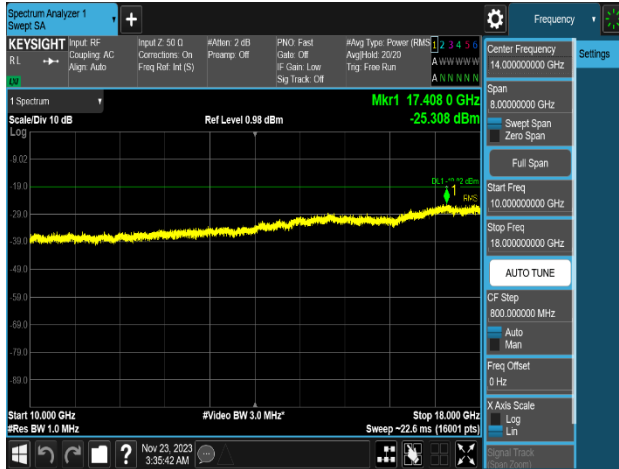


Plot 8-89. Conducted Spurious Emission Plot
2.202 GHz to 3 GHz
(n66_3C_5M+5M+30M_QPSK - High Channel, Port 3)

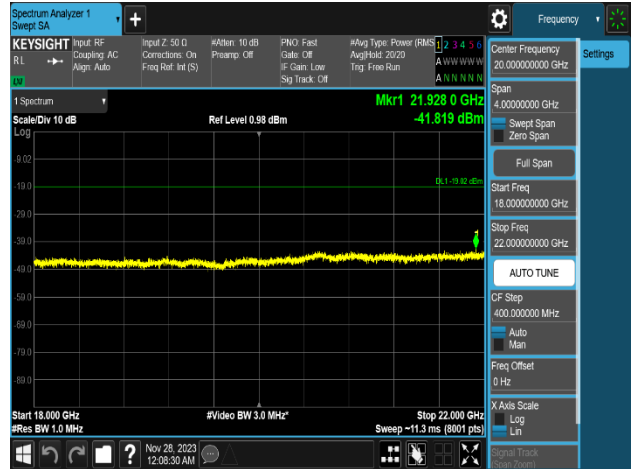


Plot 8-90. Conducted Spurious Emission Plot
3 GHz to 10 GHz
(n66_3C_5M+5M+30M_QPSK - High Channel, Port 3)

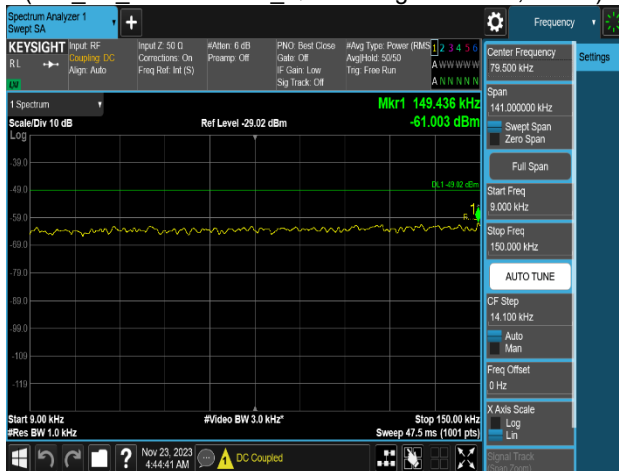
FCC ID: A3LRF4451D-70A		MEASUREMENT REPORT (Class II Permissive Change)		Approved by: Technical Manager
Test Report S/N: 8K23110201-00.A3L	Test Dates: 11/20/2023 - 12/14/2023	EUT Type: RRU(RF4451d)		Page 57 of 81



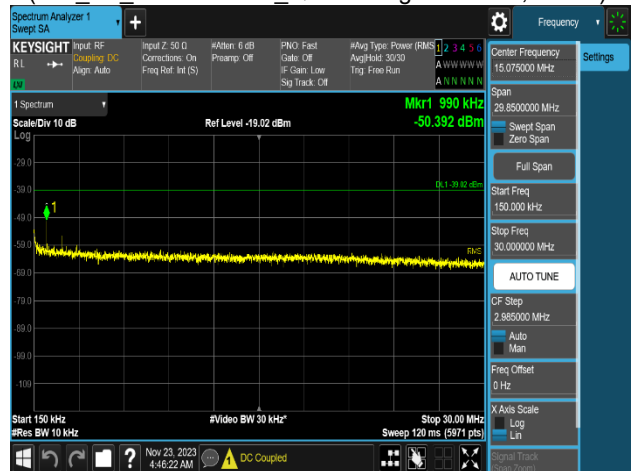
Plot 8-91. Conducted Spurious Emission Plot
10 GHz to 18 GHz
(n66_3C_5M+5M+30M_QPSK - High Channel, Port 3)



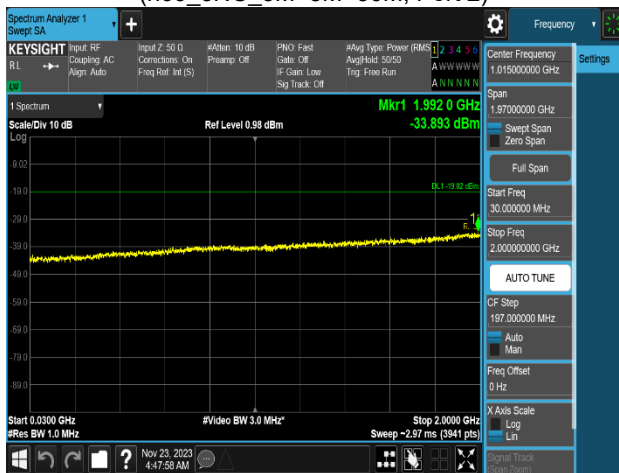
Plot 8-92. Conducted Spurious Emission Plot
18 GHz to 22 GHz
(n66_3C_5M+5M+30M_QPSK - High Channel, Port 3)



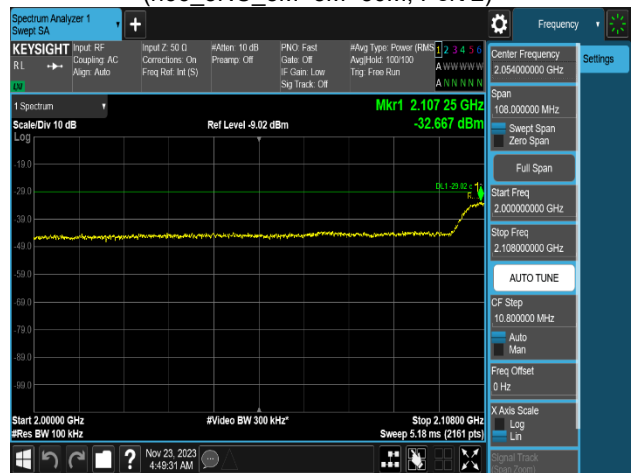
Plot 8-93. Conducted Spurious Emission Plot
9 kHz to 150 kHz
(n66_3NC_5M+5M+30M, Port 2)



Plot 8-94. Conducted Spurious Emission Plot
150 kHz to 30 MHz
(n66_3NC_5M+5M+30M, Port 2)

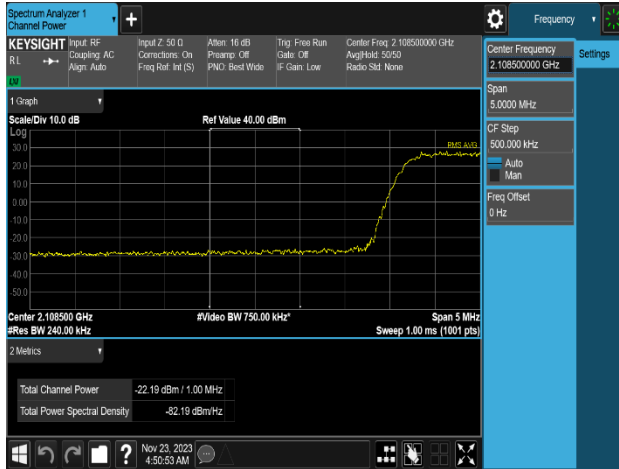


Plot 8-95. Conducted Spurious Emission Plot
30 MHz to 2 GHz
(n66_3NC_5M+5M+30M, Port 2)

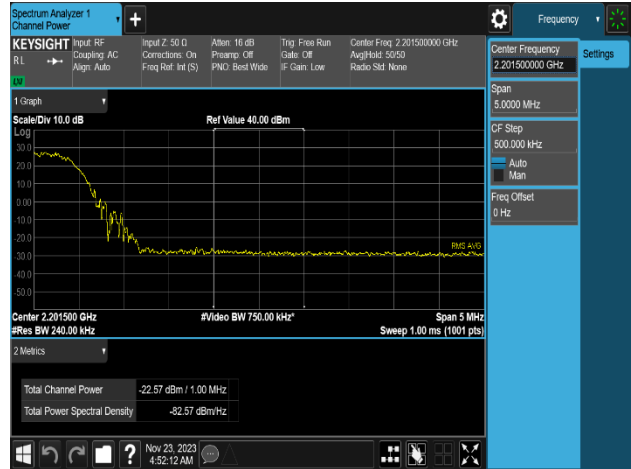


Plot 8-96. Conducted Spurious Emission Plot
2 GHz to 2.108 GHz
(n66_3NC_5M+5M+30M, Port 2)

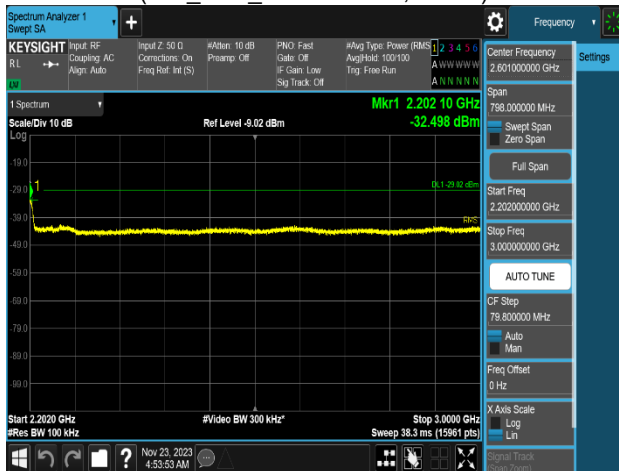
FCC ID: A3LRF4451D-70A		MEASUREMENT REPORT (Class II Permissive Change)		Approved by: Technical Manager
Test Report S/N: 8K23110201-00.A3L	Test Dates: 11/20/2023 - 12/14/2023	EUT Type: RRU(RF4451d)		Page 58 of 81



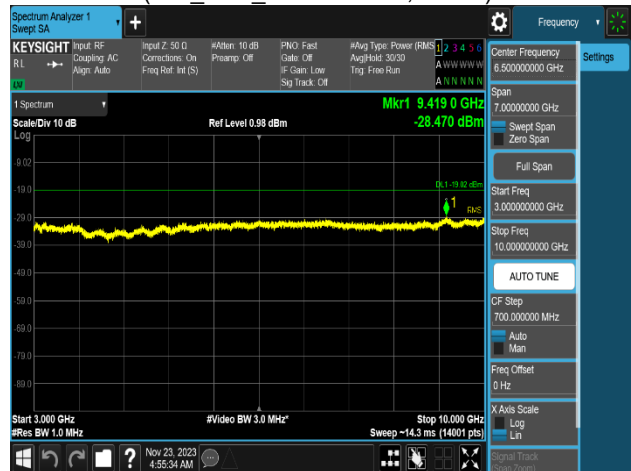
Plot 8-97. Conducted Spurious Emission Plot
2.108 GHz to 2.109 GHz
(n66_3NC_5M+5M+30M, Port 2)



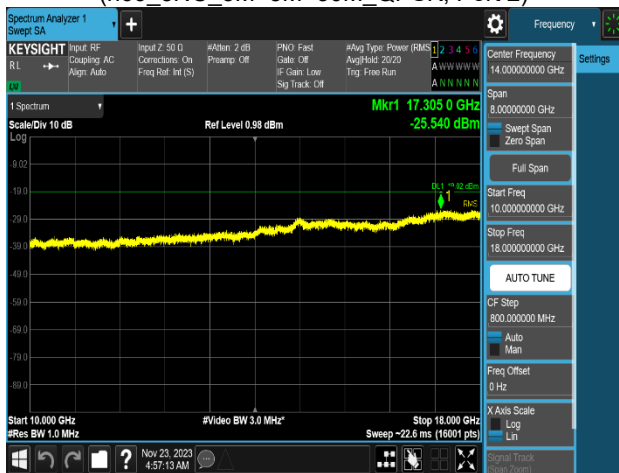
Plot 8-98. Conducted Spurious Emission Plot
2.201 GHz to 2.202 GHz
(n66_3NC_5M+5M+30M, Port 2)



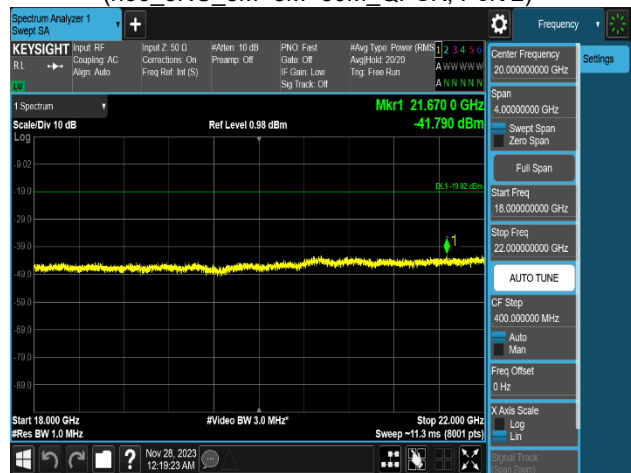
Plot 8-99. Conducted Spurious Emission Plot
2.202 GHz to 3 GHz
(n66_3NC_5M+5M+30M_QPSK, Port 2)



Plot 8-100. Conducted Spurious Emission Plot
3 GHz to 10 GHz
(n66_3NC_5M+5M+30M_QPSK, Port 2)

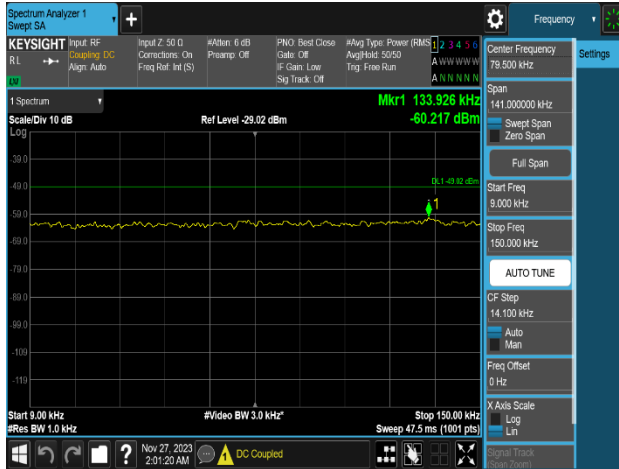


Plot 8-101. Conducted Spurious Emission Plot
10 GHz to 18 GHz
(n66_3NC_5M+5M+30M_QPSK, Port 2)

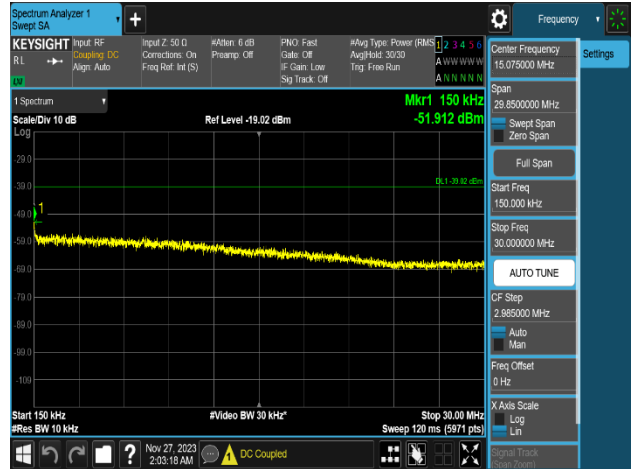


Plot 8-102. Conducted Spurious Emission Plot
18 GHz to 22 GHz
(n66_3NC_5M+5M+30M_QPSK, Port 2)

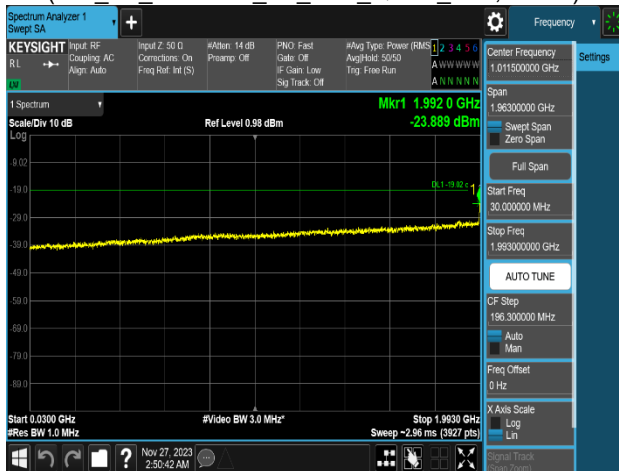
FCC ID: A3LRF4451D-70A		MEASUREMENT REPORT (Class II Permissive Change)		Approved by: Technical Manager
Test Report S/N: 8K23110201-00.A3L	Test Dates: 11/20/2023 - 12/14/2023	EUT Type: RRU(RF4451d)		Page 59 of 81



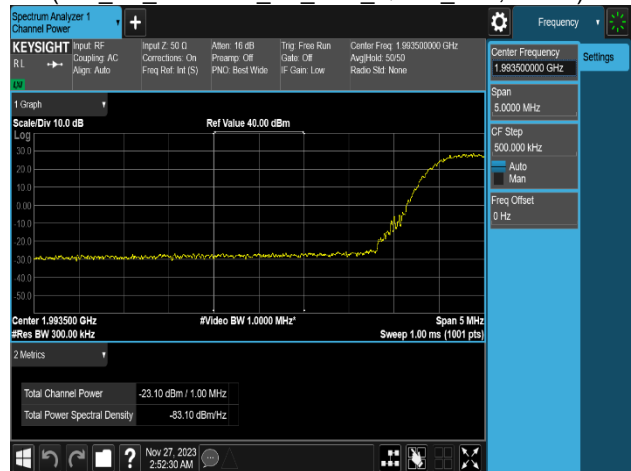
Plot 8-103. Conducted Spurious Emission Plot
9 kHz to 150 kHz
(n70_1C_25M+n66_1C_15M_QPSK_Low, Port 0)



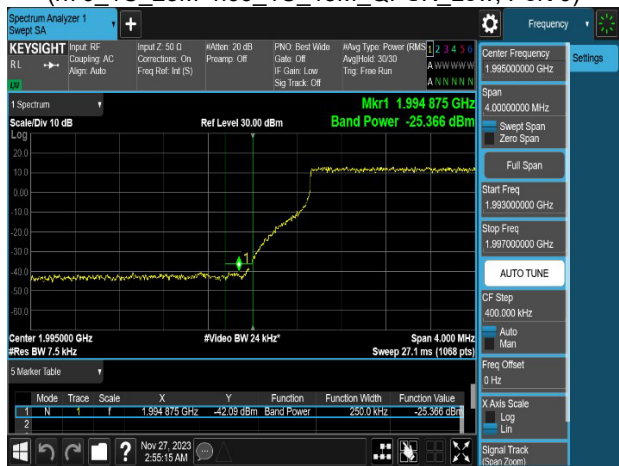
Plot 8-104. Conducted Spurious Emission Plot
150 kHz to 30 MHz
(n70_1C_25M+n66_1C_15M_QPSK_Low, Port 0)



Plot 8-105. Conducted Spurious Emission Plot
30 MHz to 1.993 GHz
(n70_1C_25M+n66_1C_15M_QPSK_Low, Port 0)



Plot 8-106. Conducted Spurious Emission Plot
1.993 GHz to 1.994 GHz
(n70_1C_25M+n66_1C_15M_QPSK_Low, Port 0)



Plot 8-107. Conducted Spurious Emission Plot
1.994 GHz to 1.995 GHz
(n70_1C_25M+n66_1C_15M_QPSK_Low, Port 0)



Plot 8-108. Conducted Spurious Emission Plot
2.020 GHz to 2.021 GHz
(n70_1C_25M+n66_1C_15M_QPSK_Low, Port 0)

FCC ID: A3LRF4451D-70A		MEASUREMENT REPORT (Class II Permissive Change)		Approved by: Technical Manager
Test Report S/N: 8K23110201-00.A3L	Test Dates: 11/20/2023 - 12/14/2023	EUT Type: RRU(RF4451d)		Page 60 of 81