

FCC PART 15 Subpart C

EUT Internal Photos

FOR

LG ELECTRONICS, INC.

LG Kangseo B/D, 36, Munlae-Dong, 6-Ga,
Youngdungpo-Gu, Seoul, 150-096, Korea

FCC ID: FFMGT-8320C

October 30, 2000

This Report Concerns: <input checked="" type="checkbox"/> Original Report	Equipment Type: Digital Spread Spectrum Cordless Phone – Household Appliances
Test Engineer: Hien Pham	
Test Date: October 12, 2000	
Reviewed By: John Y. Chan – Engineering Manager	
Prepared By: Bay Area Compliance Laboratory Corporation 230 Commercial Street, Suite 2 Sunnyvale, CA 94086 Tel: (408) 732-9162 Fax: (408) 732-9164	

Note: This report may not be duplicated without prior written consent of Bay Area Compliance Laboratory Corporation. This report **must not** be used by the client to claim product endorsement by NVLAP or any agency of the U.S. Government.

TABLE OF CONTENTS

1 - GENERAL INFORMATION.....	3
1.1 PRODUCT DESCRIPTION FOR EQUIPMENT UNDER TEST (EUT)	3
1.2 OBJECTIVE	3
1.3 RELATED SUBMITTAL(S)/GRANT(S).....	3
1.4 TEST METHODOLOGY.....	3
1.5 TEST FACILITY	4
1.6 TEST EQUIPMENT LIST	4
1.7 EQUIPMENT UNDER TEST (EUT).....	5
1.8 EUT CONFIGURATION DETAILS AND LIST.....	5
1.9 EXTERNAL I/O CABLING	5
2 – EUT PHOTOGRAPHS	6
2.1 EUT BASE – ENCLOSURE OFF VIEW.....	6
2.2 EUT BASE ENCLOSURE OFF BOARD VIEW	7
2.3 EUT HANDSET ENCLOSURE VIEW.....	8
2.4 EUT HANDSET ENCLOSURE OFF BOARD VIEW	9
APPENDIX A – AGENT AUTHORIZATION LETTER	10

1 - GENERAL INFORMATION

1.1 Product Description for Equipment Under Test (EUT)

The *LG Electronic, Inc.*, FCC ID *FFMGT-8320C* or the "EUT" as referred to in this report is a Digital Spread Spectrum Cordless Phone which has 20 channel possible in the 904-926 MHz Bandwidth, and the transmission range up to 1 Km in open sight (longer range than analog 900MHz cordless phone).

The EUT was composed of two parts: one is the handset which measures 9" L x 2.125" W x 1.675" H, the other is the base which measures 7" L x 5.5" W x 2.25" H.

1.2 Objective

This type approval report is prepared on behalf of *LG Electronics, Inc.*, in accordance with Part 2, Subpart J, Part 15, Subparts A and B of the Federal Communication Commissions rules.

The objective of the manufacturer is to demonstrate compliance with FCC rules for Output Power, 6 dB Bandwidth, Power Density, Band Edge, Spurious Emission, Processing Gain, Antenna Gain, and Conducted and Radiated Emission.

1.3 Related Submittal(s)/Grant(s)

No Related Submittals

1.4 Test Methodology

All measurements contained in this report were conducted with ANSI C63.4 –1992, American National Standard for Methods of Measurement of Radio-Noise Emissions from Low-Voltage Electrical and Electronic Equipment in the range of 9 kHz to 40 GHz. All radiated and conducted emissions measurement was performed at Bay Area Compliance Laboratory, Corp. The radiated testing was performed at an antenna-to-EUT distance of 3 meters.

1.5 Test Facility

The **Open Area Test Site** used by Bay Area Compliance Laboratory Corporation to collect radiated and conducted emission measurement data is located in the back parking lot of the building at 230 Commercial Street, Suite 2, Sunnyvale, California, USA.

Test site at Bay Area Compliance Laboratory Corporation has been fully described in reports submitted to the Federal Communication Commission (FCC) and Voluntary Control Council for Interference (VCCI). The details of these reports has been found to be in compliance with the requirements of Section 2.948 of the FCC Rules on February 11 and December 10, 1997 and Article 8 of the VCCI regulations on December 25, 1997. The facility also complies with the radiated and AC line conducted test site criteria set forth in ANSI C63.4-1992.

The Federal Communications Commission and Voluntary Control Council for Interference has the reports on file and is listed under FCC file 31040/SIT 1300F2 and VCCI Registration No.: C-674 and R-657. The test site has been approved by the FCC and VCCI for public use and is listed in the FCC Public Access Link (PAL) database.

Additionally, Bay Area Compliance Laboratory Corporation is a National Institute of Standards and Technology (NIST) accredited laboratory, under the National Voluntary Laboratory Accredited Program (NVLAP). The scope of the accreditation covers the FCC Method - 47 CFR Part 15 - Digital Devices, IEC/CISPR 22: 1993, and AS/NZS 3548: Electromagnetic Interference - Limits and Methods of Measurement of Information Technology Equipment test methods under NVLAP Lab Code 200167-0.

1.6 Test Equipment List

Manufacturer	Description	Model	Serial Number	Cal. Due Data
HP	Spectrum Analyzer	8566B	2610A02165	12/6/00
HP	Spectrum Analyzer	8593B	2919A00242	12/20/00
HP	Amplifier	8349B	2644A02662	12/20/00
HP	Quasi-Peak Adapter	85650A	917059	12/6/00
HP	Amplifier	8447E	1937A01046	12/6/00
A.H. System	Horn Antenna	SAS0200/571	261	12/27/00
Com-Power	Log Periodic Antenna	AL-100	16005	11/2/00
Com-Power	Biconical Antenna	AB-100	14012	11/2/00
Solar Electronics	LISN	8012-50-R-24-BNC	968447	12/28/00
Com-Power	LISN	LI-200	12208	12/20/00
Com-Power	LISN	LI-200	12005	12/20/00
BACL	Data Entry Software	DES1	0001	12/20/00
Rohde & Schwarz	Signal Generator	SMIQ03B	1125.5555.03	7/10/2002
Rohde & Schwarz	I/Q Modulation Generator	AMIQ	1110.2003.02	8/10/2002

1.7 Equipment Under Test (EUT)

Manufacturer	Description	Model	Serial Number	FCC ID
LG Electronics, Inc.	Handset	GT-8320C	None	FFMGT-8320C
LG Electronics, Inc.	Base	GT-8320C	None	FFMGT-8320C

1.8 EUT Configuration Details and List


NOT APPLICABLE

1.9 External I/O Cabling**For Base:**


Cable Description	Length (M)	Port/From	To
Non-Shielded Phone Cable	2.0	RJ11 Port/EUT	Line1 RJ11 Port/ Telephone Simulator

2 – EUT PHOTOGRAPHS


2.1 EUT Base – Enclosure Off View




2.2 EUT Base Enclosure Off Board View



2.3 EUT Handset Enclosure View



2.4 EUT Handset Enclosure off Board View



Appendix A – AGENT AUTHORIZATION LETTER

**LGIC**

LG Information & Communications, Ltd.

LG Kangseo B/D 36, Munise-Dong, 6-Ga,
Yongdungpo-Gu, Seoul, 150-096, Korea
Yongdungpo P.O Box101, Seoul, Korea
Telephone : 82-2-2630-3651~2
Fax : 82-2-2630-3669

Exhibit B**AUTHORITY TO ACT AS AGENT TO
THE FEDERAL COMMUNICATIONS COMMISSION**

Date : February 21, 2000

Federal Communications Commission
Authorization and Evaluation Division
Equipment Authorization Branch
7435 Oakland Mills Road
Columbia, MD 21046 U.S.A.

Dear Sir:

We, the undersigned, hereby authorize Bay Area Compliance Laboratory Corp. to act on our behalf in all matters relating to applications for approval of Telecommunication apparatus, including the signing of all documents relating to this matters.

Any and all acts carried out by Bay Area Compliance Laboratory Corp., on our behalf shall have the same effect as acts of our own.

I further appoint Bay Area Compliance Laboratory Corp., to act as agent in preparation of this application for registration of LG Information & Communications, Ltd., Model GT-8110C as Exhibit C under Part 68 of the Rules and Regulations of the Federal Communications Commission.

I certify that the exhibits properly describe the device or system for which registration is sought, that Exhibit G represents the policies of the applicant which will be followed for all units manufactured and distributed under the provisions of Part 68, that the labels described in Exhibit H will be affixed to each unit, and that the information described in Exhibit J will be provided with each unit manufactured or distributed by the applicant. We also certify that no party to the applications authorized hereunder is subject to benefits, including FCC benefits, Pursuant to Section 5301 of the Anti-Drug Abuse Act of 1988, 21 USC 853(a).

Sincerely yours,

D.S.KIM / Quality Engineering Dept.
LG Information & Communications, Ltd.