

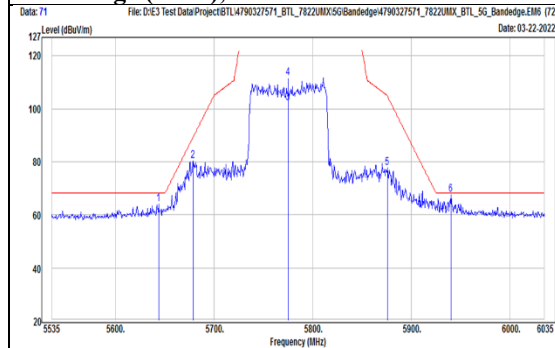


Test report No. : 4790327571-US-R0-V0
Page : 95 of 101
Issued date : 2022/5/18
FCC ID : NDD9578222102

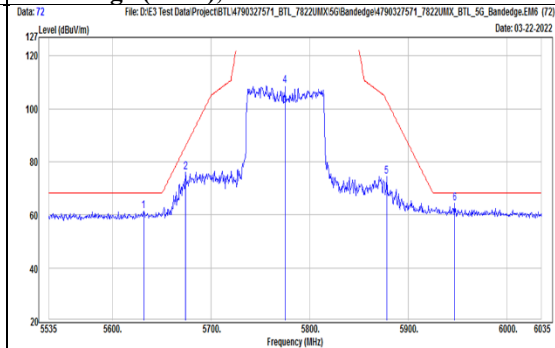
Mode	802.11ax(HE80)	Channel	155
------	----------------	---------	-----

Polarization	Notation	Frequency	Reading	Correct	Result	Limit	Margin	Remark
		(MHz)	(dBuV)	(dB/m)	(dBuV/m)	(dBuV/m)	(dB)	
Horizontal	*	5643.5	44.46	19.67	64.13	68.2	-4.07	PK
	*	5678.5	60.73	19.71	80.44	89.33	-8.89	PK
	@	5775	91.46	20.37	111.83	N/A	N/A	PK
	@	5775	82	20.37	102.37	N/A	N/A	AVG
	*	5875.5	56.99	20.8	77.79	104.83	-27.04	PK
	*	5940	46.72	20.95	67.67	68.2	-0.53	PK
Vertical	*	5631.5	41.75	19.68	61.43	68.2	-6.77	PK
	*	5674	56.56	19.7	76.26	86	-9.74	PK
	@	5775	88.26	20.37	108.63	N/A	N/A	PK
	@	5775	80.82	20.37	101.19	N/A	N/A	AVG
	*	5878	53.69	20.82	74.51	102.97	-28.46	PK
	*	5947	43.49	20.95	64.44	68.2	-3.76	PK

Tx, 802.11ax(HE80) (Ch 155)
Band Edge (Peak), Horizontal



Tx, 802.11ax(HE80) (Ch 155)
Band Edge (Peak), Vertical



Underwriters Laboratories Taiwan Co., Ltd.

Building B and Building E, No. 372-7, Sec. 4, Zhongxing Rd., Zhudong Township, Hsinchu County, Taiwan

Telephone : +886-2-7737-3000

Facsimile (FAX) : +886-3-583-7948

Doc No: 17-EM-F0878 / 6.0



9 kHz ~ 30 MHz Data:

For 9 kHz to 30 MHz radiated emission have performed all modes of operation were investigated. The amplitude of spurious emissions attenuated more than 20 dB below the permissible value is not required to be report.

No non-compliance noted:

KDB 414788 D01 OATS and Chamber Correlation Justification

- Base on FCC 15.31 (f) (2): measurements may be performed at a distance closer than that specified in the regulations; however, an attempt should be made to avoid making measurements in the near field.

- OATs and chamber correlation testing had been performed and chamber measured test results is the worst case test result.

Although these tests were performed other than open area test site, adequate comparison measurements were confirmed against 30m open area test site. Therefore sufficient tests were made to demonstrate that the alternative site produces results that correlate with the ones of tests made in an open field based on KDB 414788.

Underwriters Laboratories Taiwan Co., Ltd.

Building B and Building E, No. 372-7, Sec. 4, Zhongxing Rd., Zhudong Township, Hsinchu County, Taiwan

Telephone :+886-2-7737-3000

Facsimile (FAX) :+886-3-583-7948

Doc No: 17-EM-F0878 / 6.0

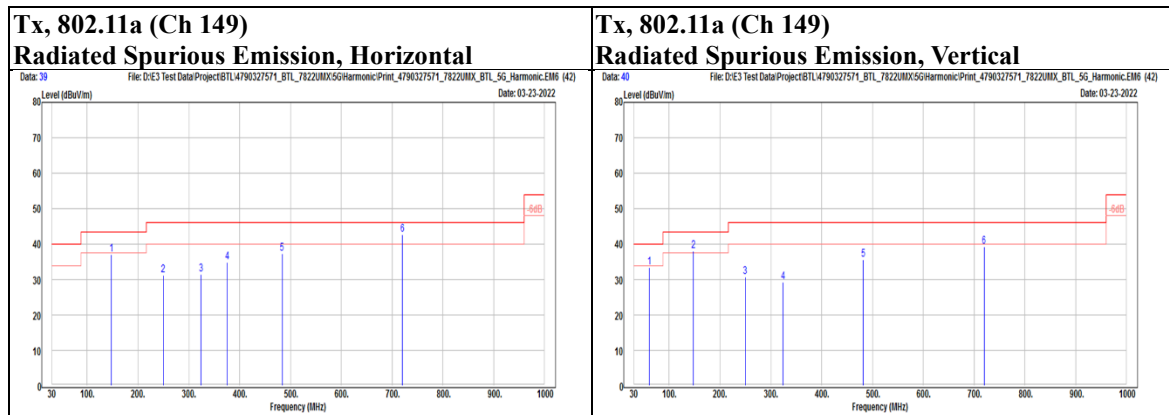


Test report No. : 4790327571-US-R0-V0
Page : 97 of 101
Issued date : 2022/5/18
FCC ID : NDD9578222102

Below 1 GHz

Mode	802.11a	Channel	149
------	---------	---------	-----

Polarization	Notation	Frequency	Reading	Correct	Result	Limit	Margin	Remark
		(MHz)	(dBuV)	(dB/m)	(dBuV/m)	(dBuV/m)	(dB)	
Horizontal		147.37	48.71	-11.6	37.11	43.5	-6.39	PK
		250.19	43.05	-11.87	31.18	46	-14.82	PK
		323.91	40.59	-9.23	31.36	46	-14.64	PK
		375.32	42.6	-7.79	34.81	46	-11.19	PK
		483.96	42.29	-5.08	37.21	46	-8.79	PK
		720.64	42.74	0.04	42.78	46	-3.22	PK
Vertical		61.04	45.5	-12.11	33.39	40	-6.61	PK
		147.37	49.67	-11.6	38.07	43.5	-5.43	PK
		250.19	42.68	-11.87	30.81	46	-15.19	PK
		323.91	38.42	-9.23	29.19	46	-16.81	PK
		482.02	40.73	-5.17	35.56	46	-10.44	PK
		719.67	39.32	0.03	39.35	46	-6.65	PK



Underwriters Laboratories Taiwan Co., Ltd.

Building B and Building E, No. 372-7, Sec. 4, Zhongxing Rd., Zhudong Township, Hsinchu County, Taiwan

Telephone : +886-2-7737-3000

Facsimile (FAX) : +886-3-583-7948

Doc No: 17-EM-F0878 / 6.0



9.8. AC Power Line Conducted Emission

Requirements

Frequency (MHz)	Conducted limit (dB μ V)	
	Quasi-peak	Average
0.15 - 0.5	66 - 56	56 - 46
0.50 - 5.0	56	46
5.0 - 30	60	50

Note:

1. The lower limit shall apply at the transition frequencies.
2. The limit decreases in line with the logarithm of the frequency in the range of 0.15 to 0.50MHz.

Test Procedures

- a. The EUT was placed 0.4 meters from the conducting wall of the shielded room with EUT being connected to the power mains through a line impedance stabilization network (LISN). Other support units were connected to the power mains through another LISN. The two LISNs provide 50 ohm/ 50uH of coupling impedance for the measuring instrument.
- b. Both lines of the power mains connected to the EUT were checked for maximum conducted interference.
- c. The frequency range from 150kHz to 30MHz was searched. Emission levels under (Limit - 20dB) was not recorded.

NOTE:

1. The resolution bandwidth and video bandwidth of test receiver is 9kHz for quasi-peak detection (QP) and average detection (AV) at frequency 0.15MHz-30MHz.
2. All modes of operation were investigated (includes all external accessories) and the worst-case emissions are reported, the other emission levels were low against the limit.
3. Test data of Result value (dBuV) = Reading value (dBuV) + Correction Factor (dB).
4. Test data of Margin(dB) = Result value (dBuV) - Limit value (dBuV).
5. Test data of Correction Factor (dB) = Insertion loss(dB) + Cable loss(dB).

Underwriters Laboratories Taiwan Co., Ltd.

Building B and Building E, No. 372-7, Sec. 4, Zhongxing Rd., Zhudong Township, Hsinchu County, Taiwan

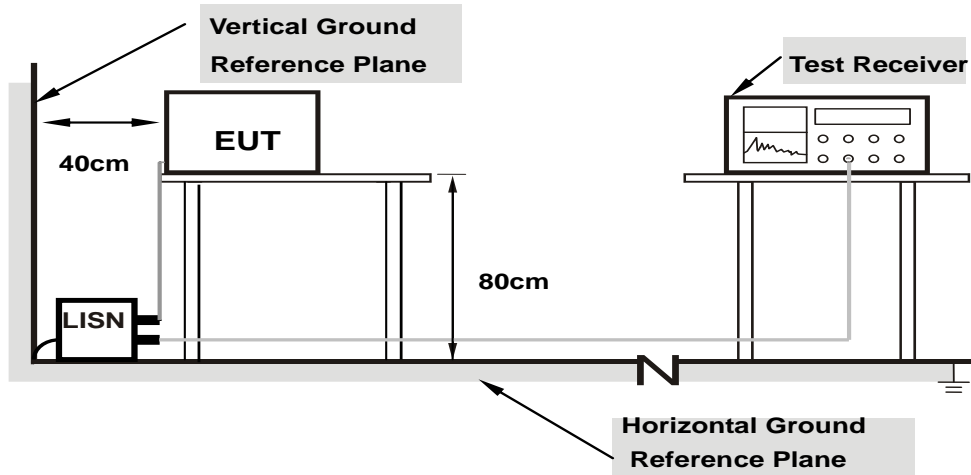
Telephone :+886-2-7737-3000

Facsimile (FAX) :+886-3-583-7948

Doc No: 17-EM-F0878 / 6.0



Test Setup



Note: 1.Support units were connected to second LISN.

For the actual test configuration, please refer to the Setup Configurations.

Underwriters Laboratories Taiwan Co., Ltd.

Building B and Building E, No. 372-7, Sec. 4, Zhongxing Rd., Zhudong Township, Hsinchu County, Taiwan

Telephone :+886-2-7737-3000

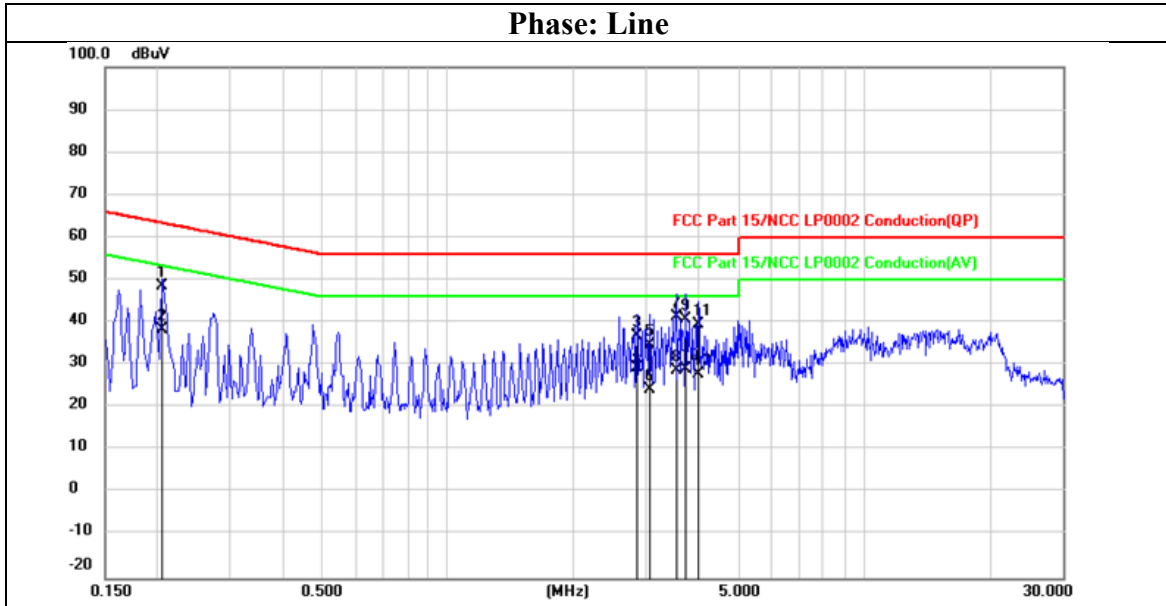
Facsimile (FAX) :+886-3-583-7948

Doc No: 17-EM-F0878 / 6.0



Test Data

Mode	11a_TX5745	Channel	149
------	------------	---------	-----



No.	Frequency (MHz)	Reading (dBuV)	Correct (dB)	Result (dBuV)	Limit (dBuV)	Margin (dB)	Remark
1	0.2060	29.21	19.48	48.69	63.37	-14.68	QP
2	0.2060	18.76	19.48	38.24	53.37	-15.13	AVG
3	2.8540	17.22	19.53	36.75	56.00	-19.25	QP
4	2.8540	9.94	19.53	29.47	46.00	-16.53	AVG
5	3.0500	15.12	19.55	34.67	56.00	-21.33	QP
6	3.0500	4.59	19.55	24.14	46.00	-21.86	AVG
7	3.5300	21.69	19.56	41.25	56.00	-14.75	QP
8	3.5300	9.05	19.56	28.61	46.00	-17.39	AVG
9	3.7340	21.07	19.56	40.63	56.00	-15.37	QP
10	3.7340	9.55	19.56	29.11	46.00	-16.89	AVG
11	4.0060	20.00	19.57	39.57	56.00	-16.43	QP
12	4.0060	8.40	19.57	27.97	46.00	-18.03	AVG

Underwriters Laboratories Taiwan Co., Ltd.

Building B and Building E, No. 372-7, Sec. 4, Zhongxing Rd., Zhudong Township, Hsinchu County, Taiwan

Telephone : +886-2-7737-3000

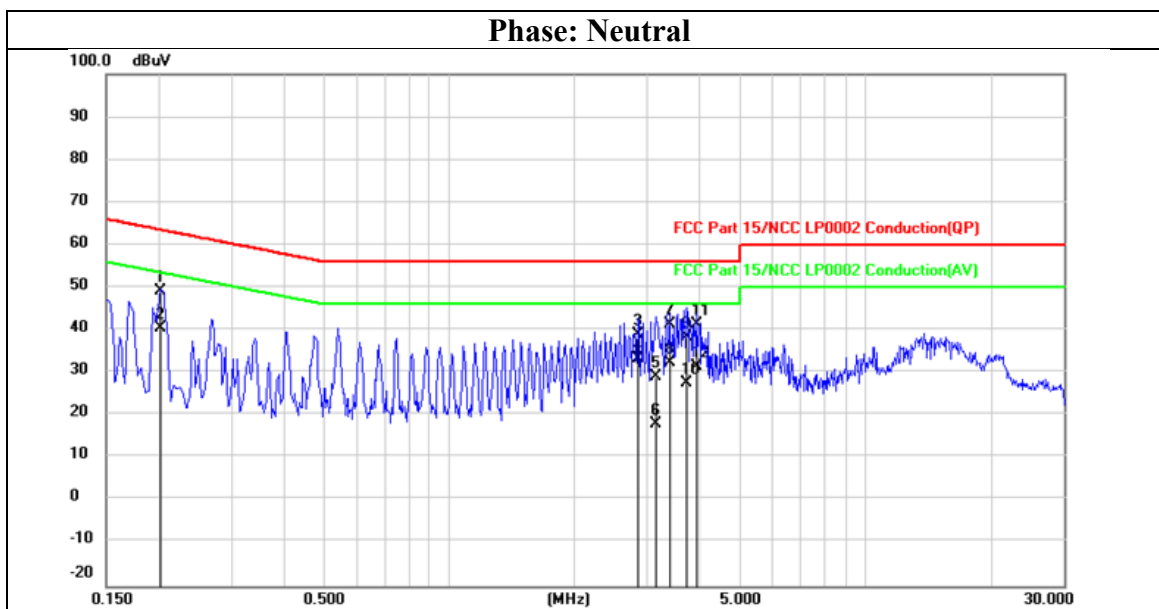
Facsimile (FAX) : +886-3-583-7948

Doc No: 17-EM-F0878 / 6.0



Test report No. : 4790327571-US-R0-V0
Page : 101 of 101
Issued date : 2022/5/18
FCC ID : NDD9578222102

Mode	11a_TX5745	Channel	149
------	------------	---------	-----



No.	Frequency (MHz)	Reading (dBuV)	Correct (dB)	Result (dBuV)	Limit (dBuV)	Margin (dB)	Remark
1	0.2020	29.76	19.48	49.24	63.53	-14.29	QP
2	0.2020	21.08	19.48	40.56	53.53	-12.97	AVG
3	2.8540	19.43	19.53	38.96	56.00	-17.04	QP
4	2.8540	13.67	19.53	33.20	46.00	-12.80	AVG
5	3.1460	9.45	19.54	28.99	56.00	-27.01	QP
6	3.1460	-1.46	19.54	18.08	46.00	-27.92	AVG
7	3.3980	21.70	19.54	41.24	56.00	-14.76	QP
8	3.3980	12.85	19.54	32.39	46.00	-13.61	AVG
9	3.7300	18.89	19.56	38.45	56.00	-17.55	QP
10	3.7300	8.08	19.56	27.64	46.00	-18.36	AVG
11	3.9380	21.64	19.57	41.21	56.00	-14.79	QP
12	3.9380	11.78	19.57	31.35	46.00	-14.65	AVG

END OF REPORT

Underwriters Laboratories Taiwan Co., Ltd.

Building B and Building E, No. 372-7, Sec. 4, Zhongxing Rd., Zhudong Township, Hsinchu County, Taiwan

Telephone :+886-2-7737-3000

Facsimile (FAX) :+886-3-583-7948

Doc No: 17-EM-F0878 / 6.0