11N40SISO_Ant6_High_2447

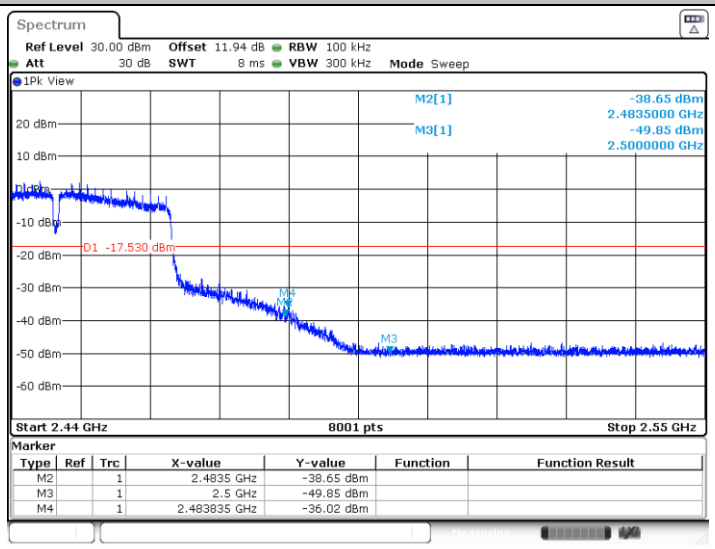

11N40SISO_Ant6_High_2452

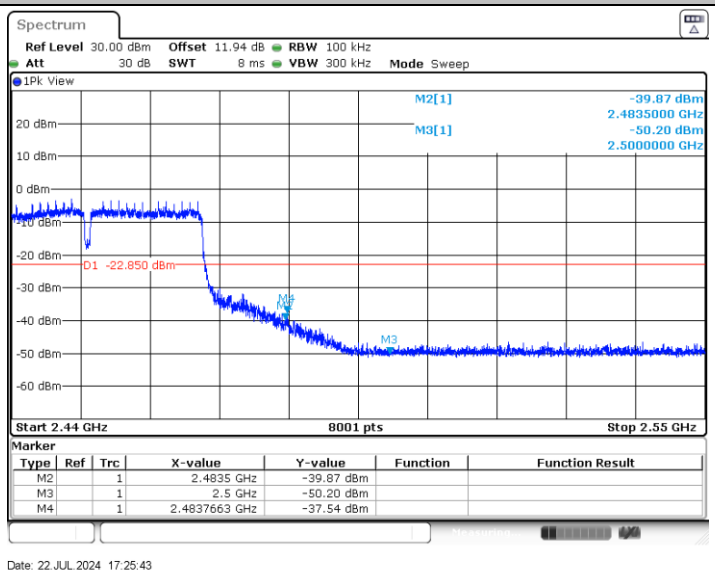

Conducted Spurious Emission

Test Result

TestMode	Antenna	Freq(MHz)	FreqRange [Mhz]	RefLevel [dBm/100KHz]	Result [dBm/100KHz]	Limit [dBm/100KHz]	Verdict
11B	Ant6	2412	30~1000	10.07	-50.19	≤-9.93	PASS
			1000~26500	10.07	-43.96	≤-9.93	PASS
		2437	30~1000	10.26	-50.83	≤-9.74	PASS
			1000~26500	10.26	-44.03	≤-9.74	PASS
		2462	30~1000	10.16	-49.76	≤-9.84	PASS
			1000~26500	10.16	-44.53	≤-9.84	PASS
11G	Ant6	2412	30~1000	3.76	-65.21	≤-16.24	PASS
			1000~26500	3.76	-61.33	≤-16.24	PASS
		2417	30~1000	6.70	-65.87	≤-13.3	PASS
			1000~26500	6.70	-50.5	≤-13.3	PASS
		2437	30~1000	6.65	-66.43	≤-13.35	PASS
			1000~26500	6.65	-51.16	≤-13.35	PASS
		2457	30~1000	7.36	-66.46	≤-12.64	PASS
			1000~26500	7.36	-51.66	≤-12.64	PASS
		2462	30~1000	2.90	-65.91	≤-17.1	PASS
			1000~26500	2.90	-61.39	≤-17.1	PASS
11N20SISO	Ant6	2412	30~1000	2.49	-65.53	≤-17.51	PASS
			1000~26500	2.49	-60.77	≤-17.51	PASS
		2417	30~1000	5.83	-66.59	≤-14.17	PASS
			1000~26500	5.83	-51.71	≤-14.17	PASS
		2437	30~1000	6.23	-61.49	≤-13.77	PASS
			1000~26500	6.23	-50.76	≤-13.77	PASS
		2457	30~1000	6.56	-62.91	≤-13.44	PASS
			1000~26500	6.56	-51.4	≤-13.44	PASS
		2462	30~1000	-0.02	-63.55	≤-20.02	PASS
			1000~26500	-0.02	-60.47	≤-20.02	PASS
11N40SISO	Ant6	2422	30~1000	-0.78	-64.85	≤-20.78	PASS
			1000~26500	-0.78	-61.03	≤-20.78	PASS
		2427	30~1000	0.33	-62.47	≤-19.67	PASS
			1000~26500	0.33	-60.8	≤-19.67	PASS
		2437	30~1000	1.79	-66.05	≤-18.21	PASS
			1000~26500	1.79	-58.57	≤-18.21	PASS
		2447	30~1000	2.47	-66.37	≤-17.53	PASS
			1000~26500	2.47	-60.54	≤-17.53	PASS
		2452	30~1000	-2.85	-65.01	≤-22.85	PASS
			1000~26500	-2.85	-61.02	≤-22.85	PASS

Test Graphs

11B_Ant6_2412_30~1000

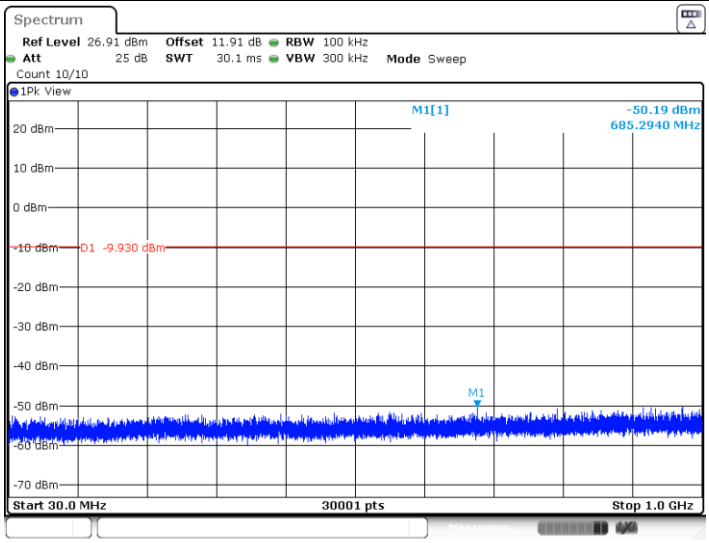

Date: 26.APR.2024 12:08:37

11B_Ant6_2412_1000~26500

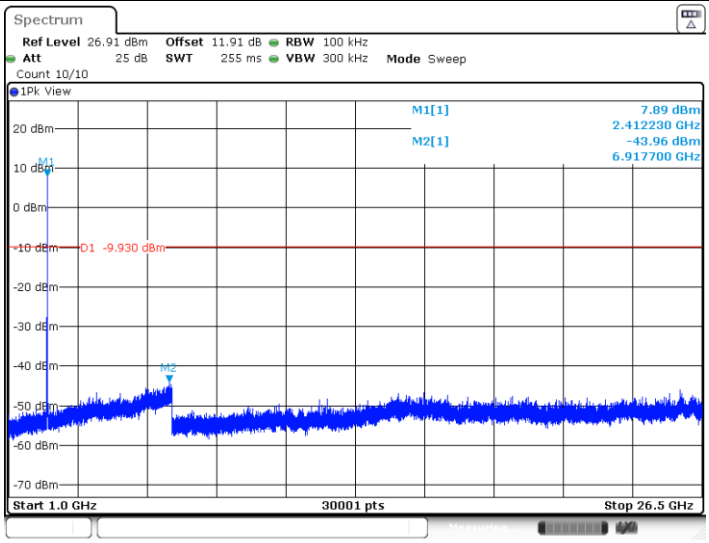

Date: 26.APR.2024 12:08:53

11B_Ant6_2437_30~1000

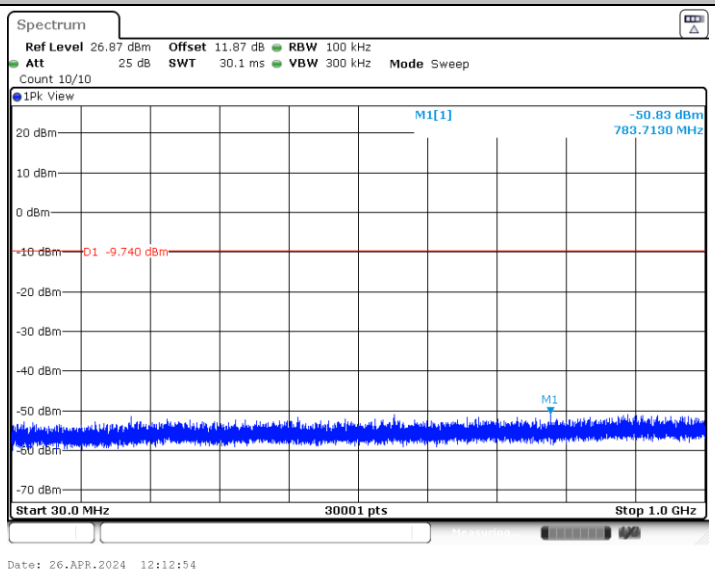

11B_Ant6_2437_1000~26500

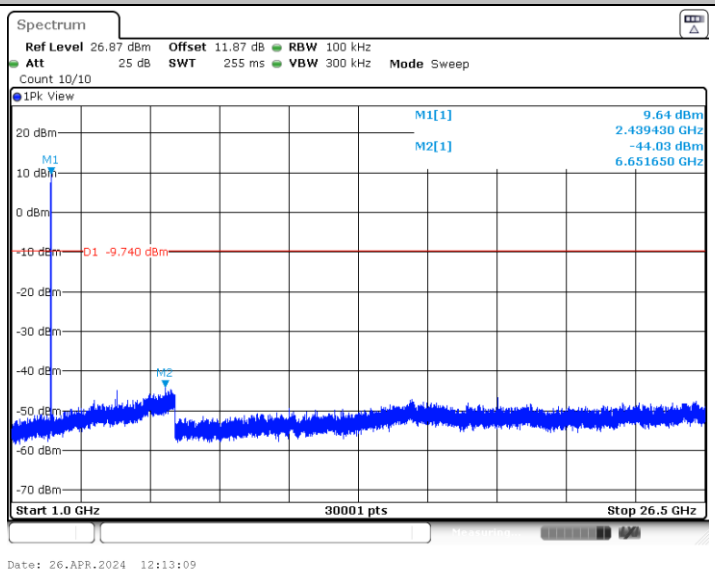

11B_Ant6_2462_30~1000

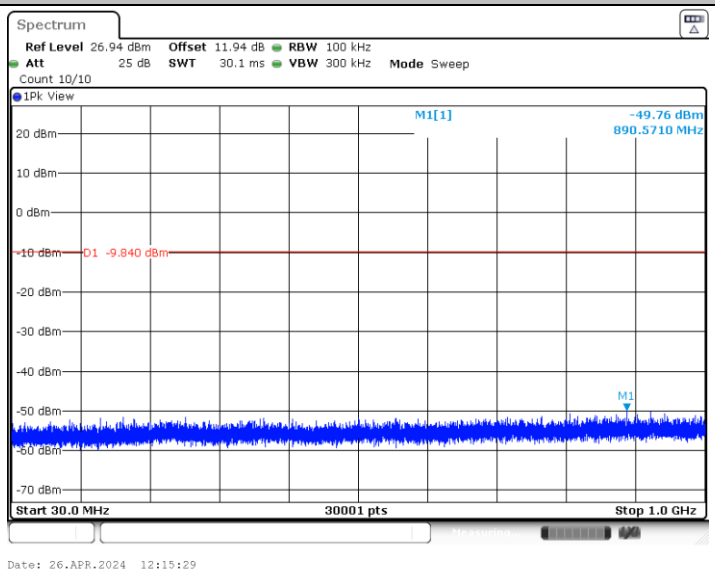

11B_Ant6_2462_1000~26500

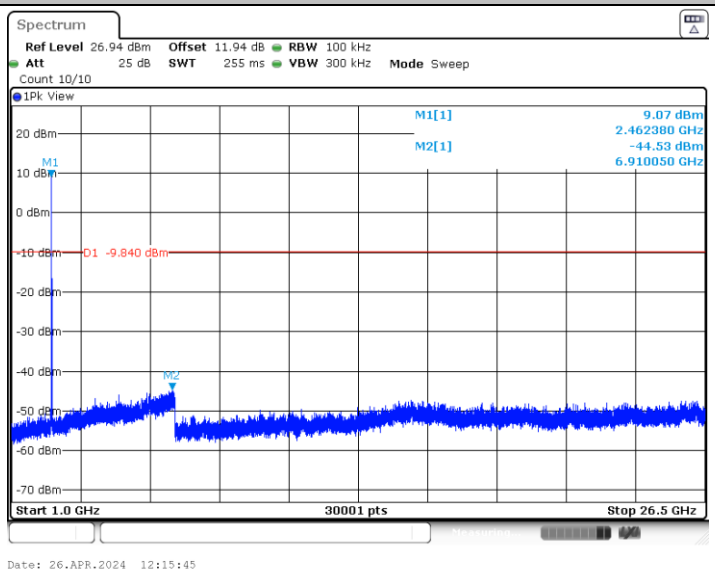

11G_Ant6_2412_30~1000

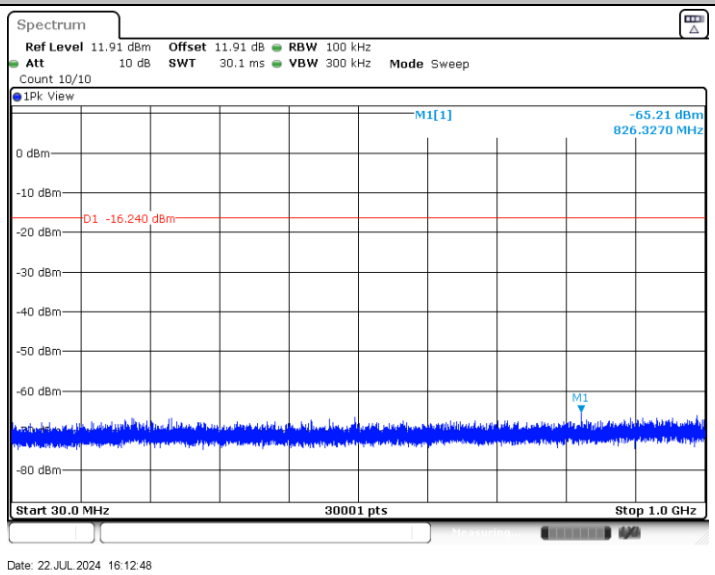

11G_Ant6_2412_1000~26500

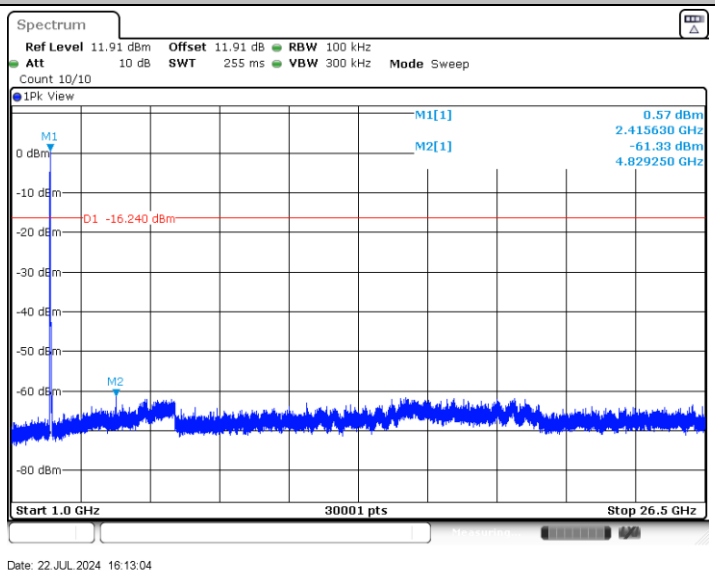

11G_Ant6_2417_30~1000

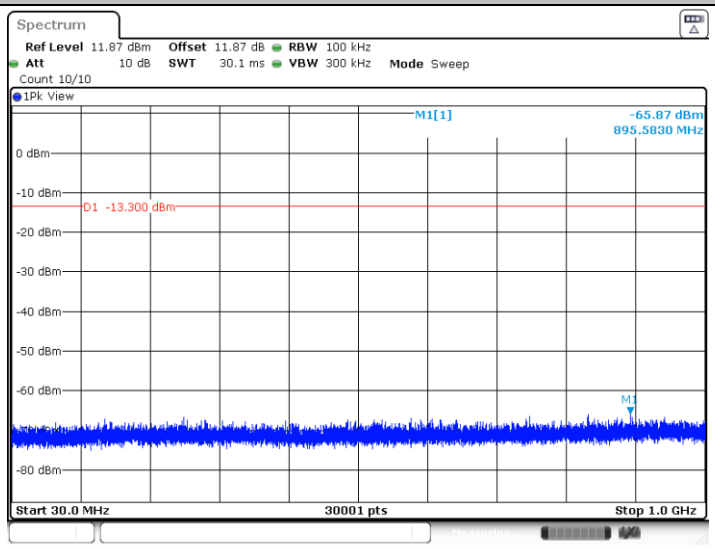

Date: 22.JUL.2024 16:21:15

11G_Ant6_2417_1000~26500

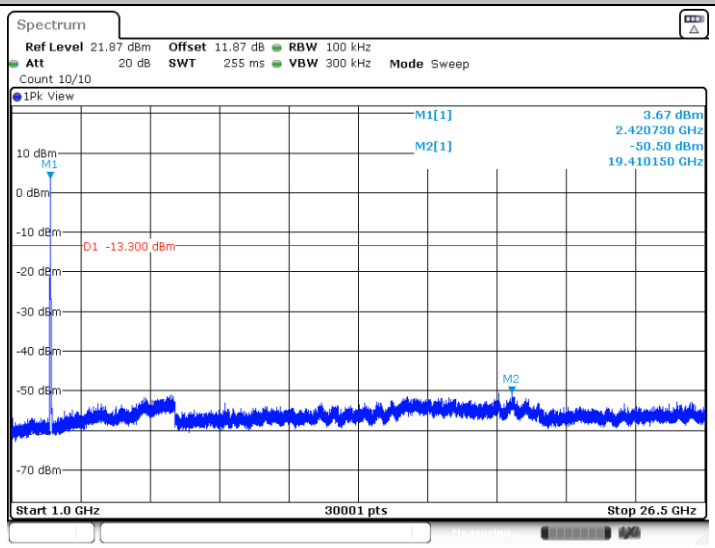

Date: 22.JUL.2024 16:22:20

11G_Ant6_2437_30~1000

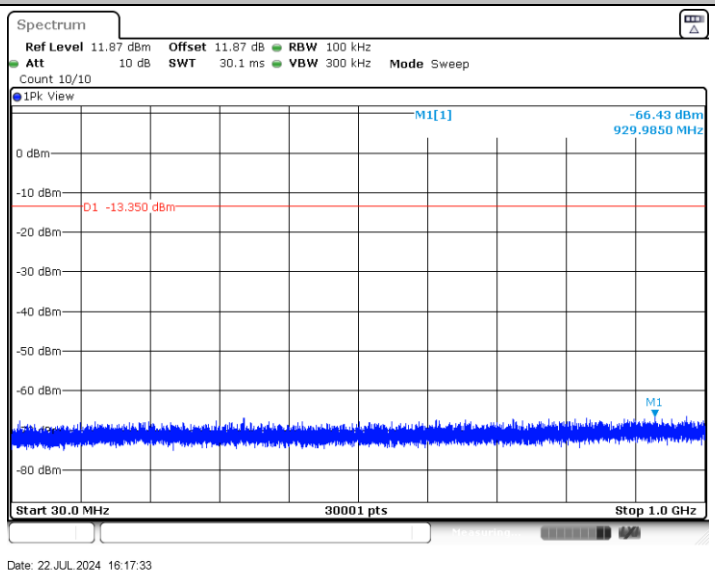

Date: 22.JUL.2024 16:17:33

11G_Ant6_2437_1000~26500

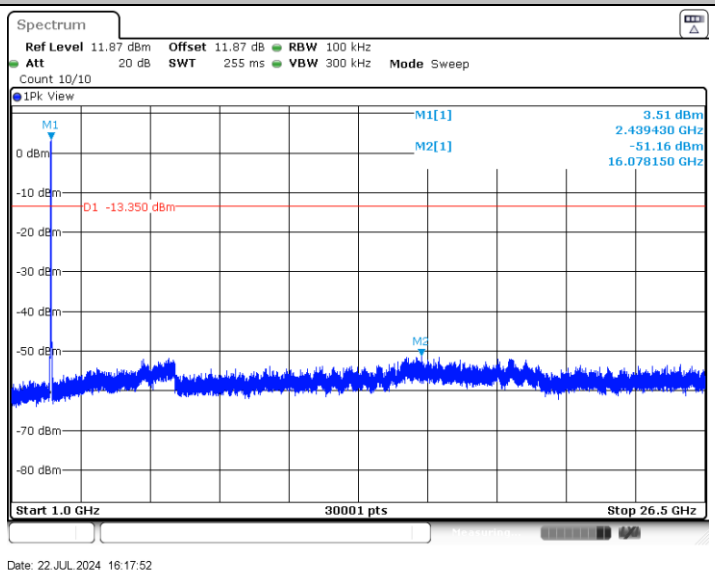

Date: 22.JUL.2024 16:17:52

11G_Ant6_2457_30~1000

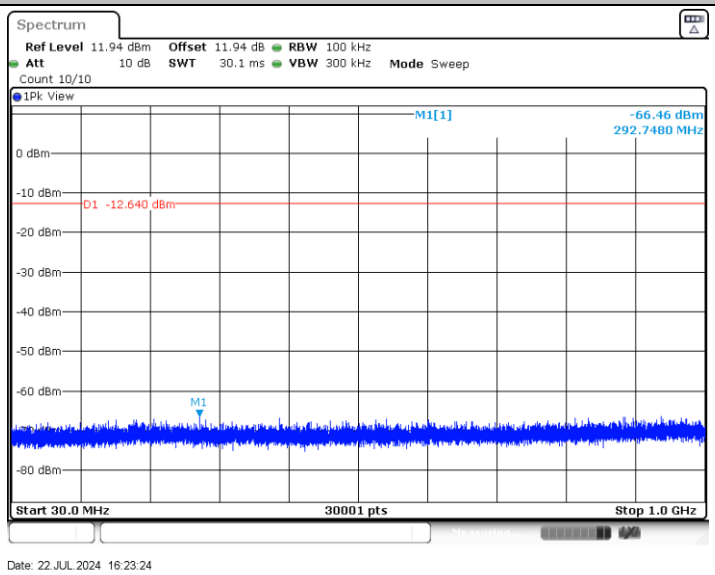

Date: 22.JUL.2024 16:23:24

11G_Ant6_2457_1000~26500

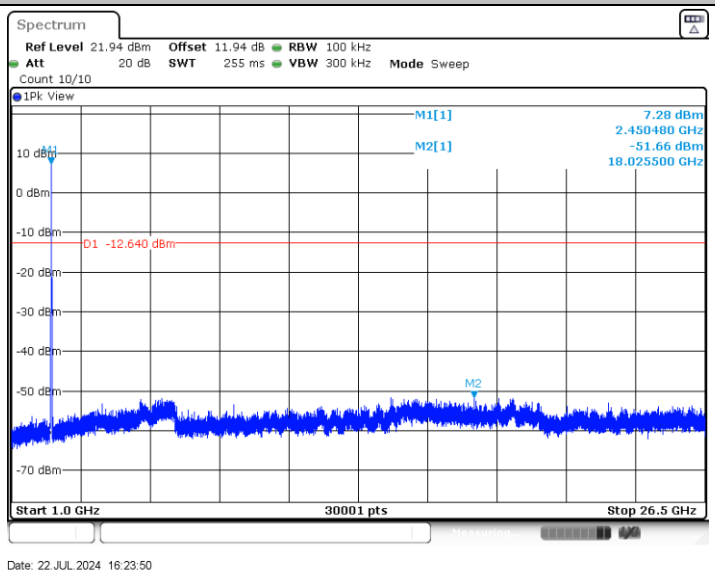

Date: 22.JUL.2024 16:23:50

11G_Ant6_2462_30~1000

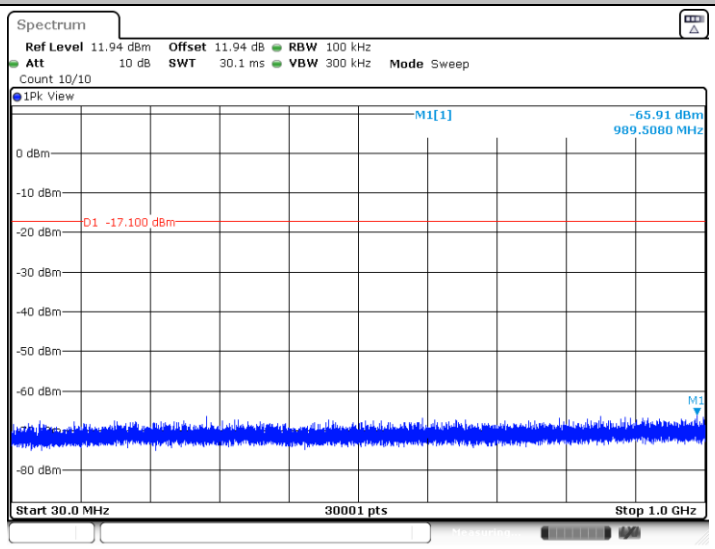

Date: 22.JUL.2024 16:25:37

11G_Ant6_2462_1000~26500

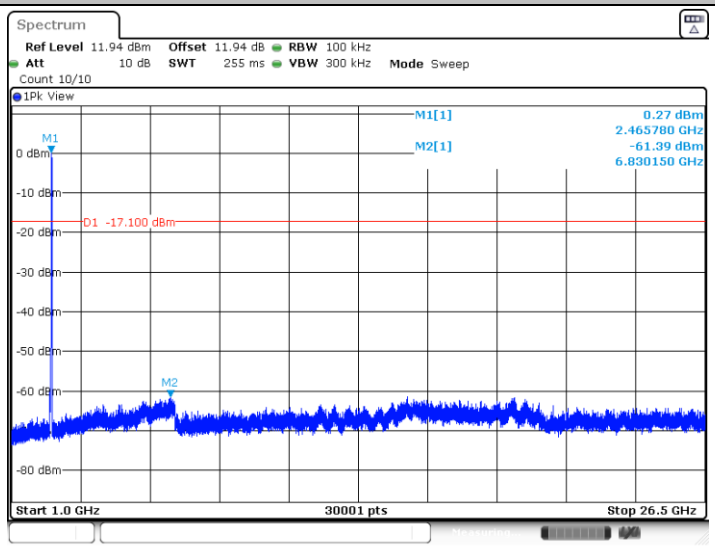

Date: 22.JUL.2024 16:25:52

11N20SISO_Ant6_2412_30~1000

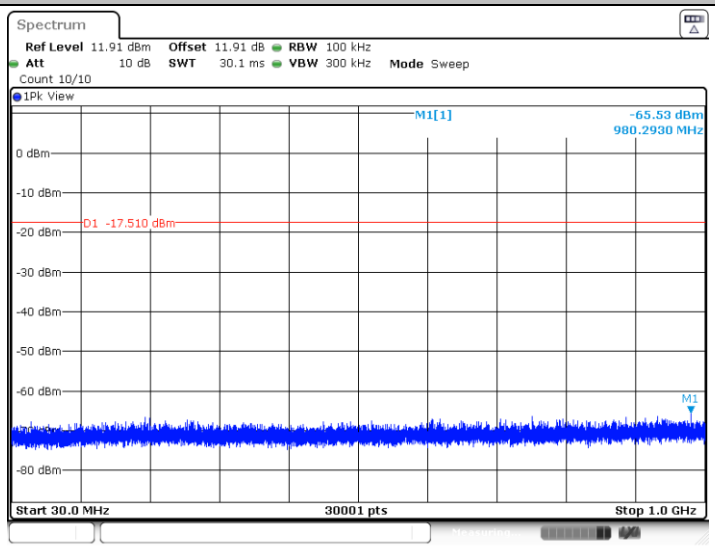

Date: 22.JUL.2024 16:32:30

11N20SISO_Ant6_2412_1000~26500

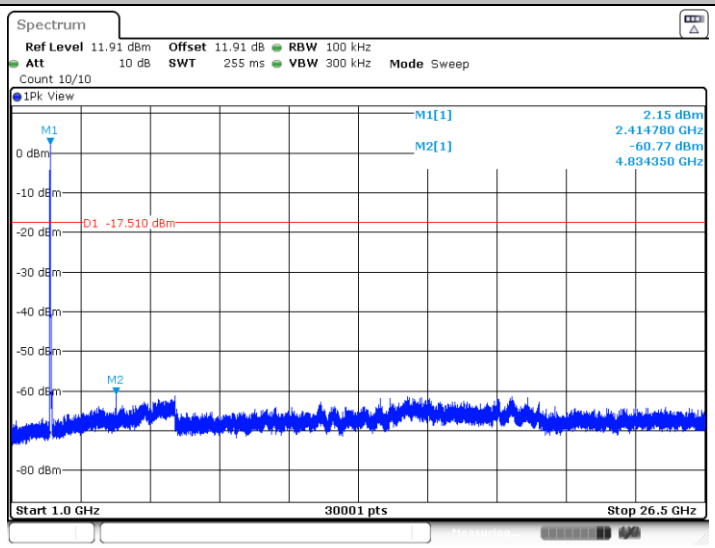

Date: 22.JUL.2024 16:32:46

11N20SISO_Ant6_2417_30~1000

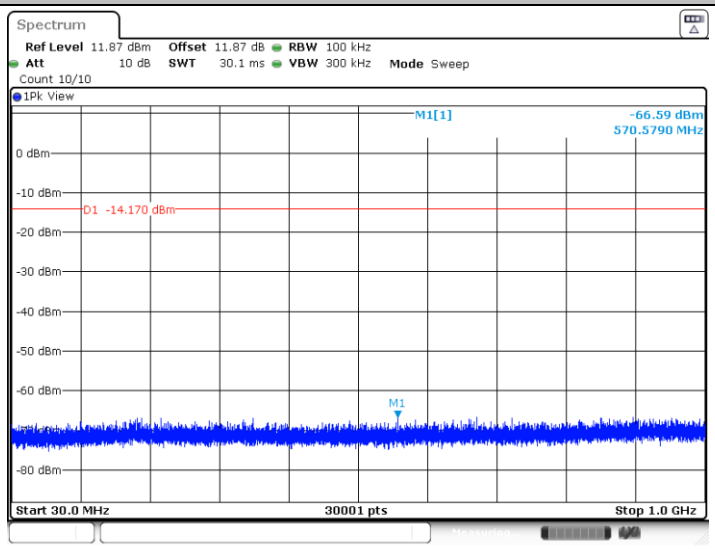

Date: 22.JUL.2024 16:34:43

11N20SISO_Ant6_2417_1000~26500

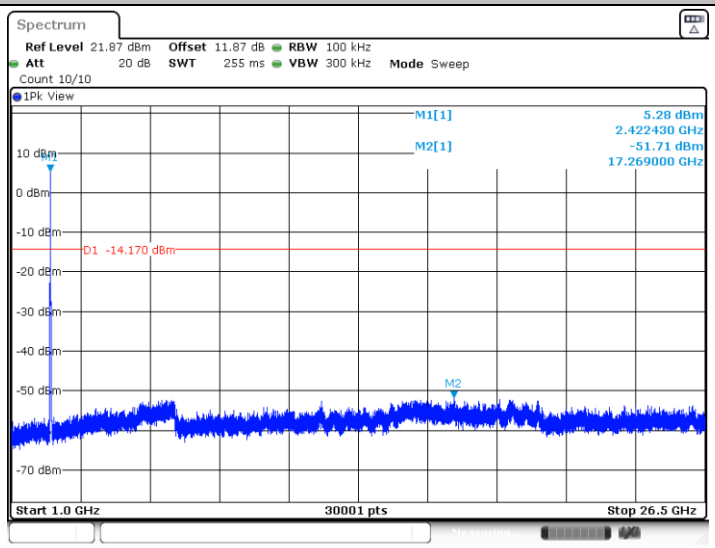

Date: 22.JUL.2024 16:35:06

11N20SISO_Ant6_2437_30~1000

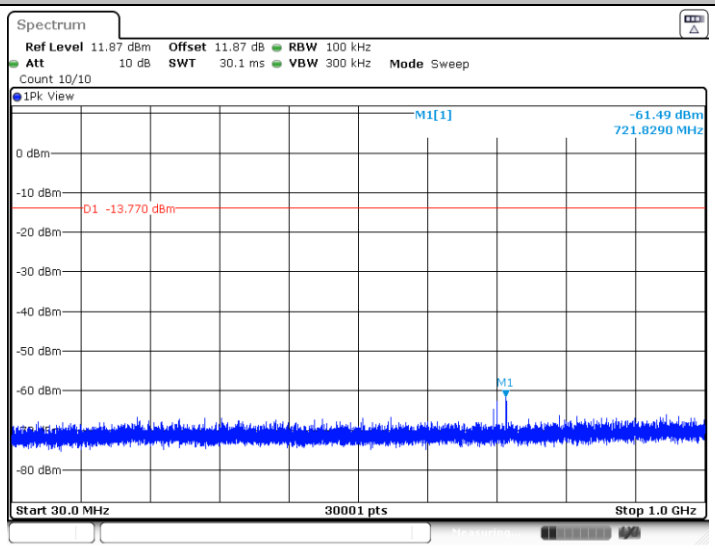

Date: 22.JUL.2024 16:37:53

11N20SISO_Ant6_2437_1000~26500

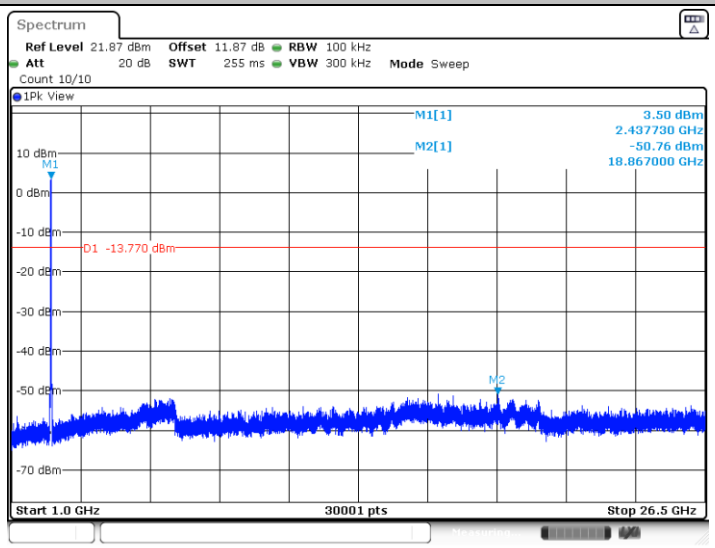

Date: 22.JUL.2024 16:38:10

11N20SISO_Ant6_2457_30~1000

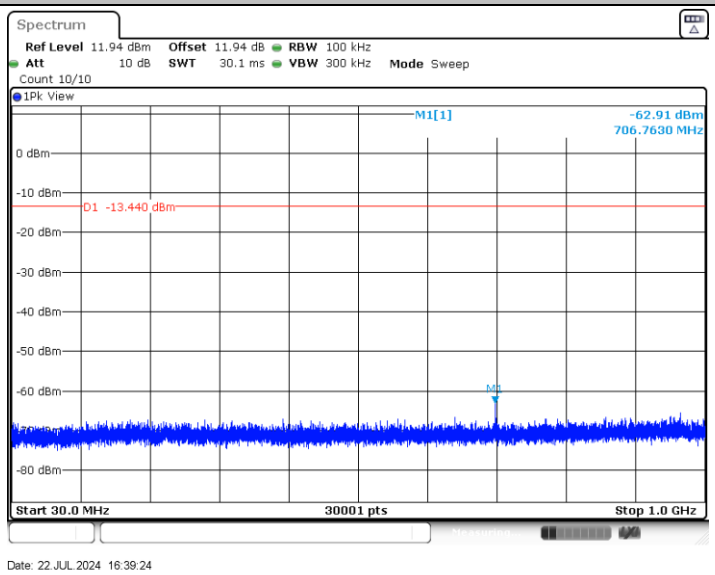

11N20SISO_Ant6_2457_1000~26500

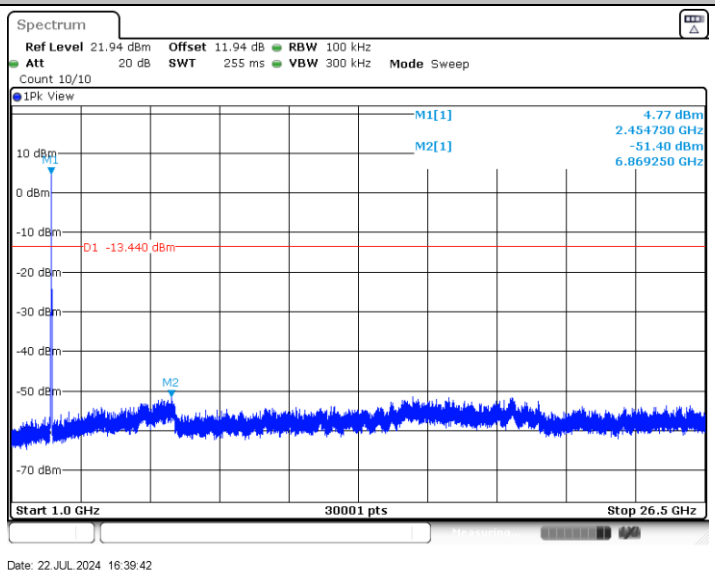

11N20SISO_Ant6_2462_30~1000

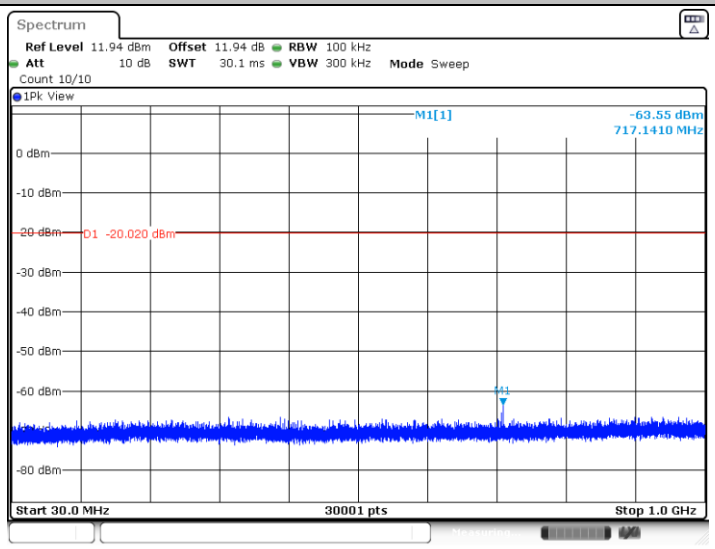

Date: 22.JUL.2024 16:41:01

11N20SISO_Ant6_2462_1000~26500

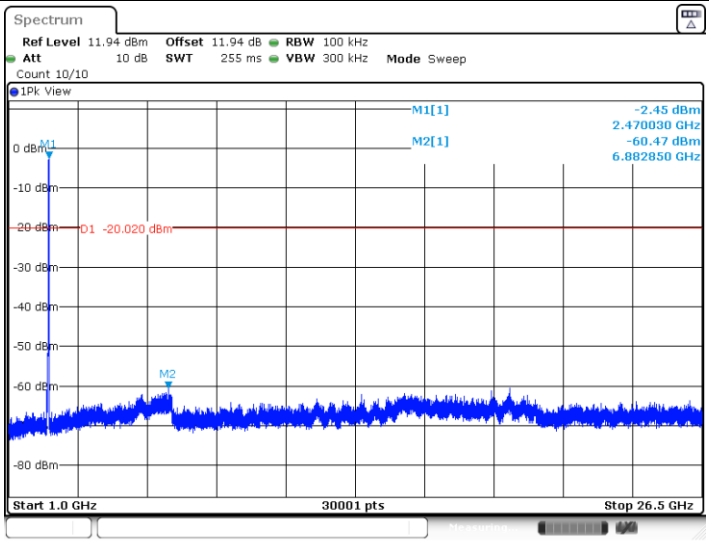

Date: 22.JUL.2024 16:41:17

11N40SISO_Ant6_2422_30~1000

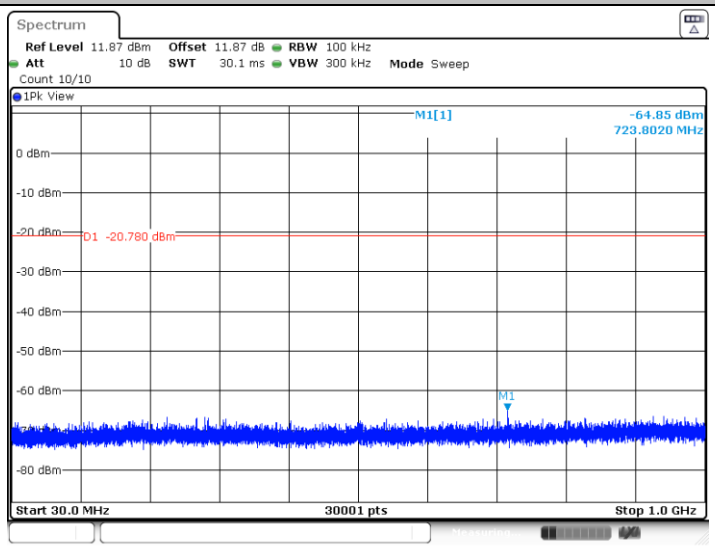

Date: 22.JUL.2024 16:43:24

11N40SISO_Ant6_2422_1000~26500

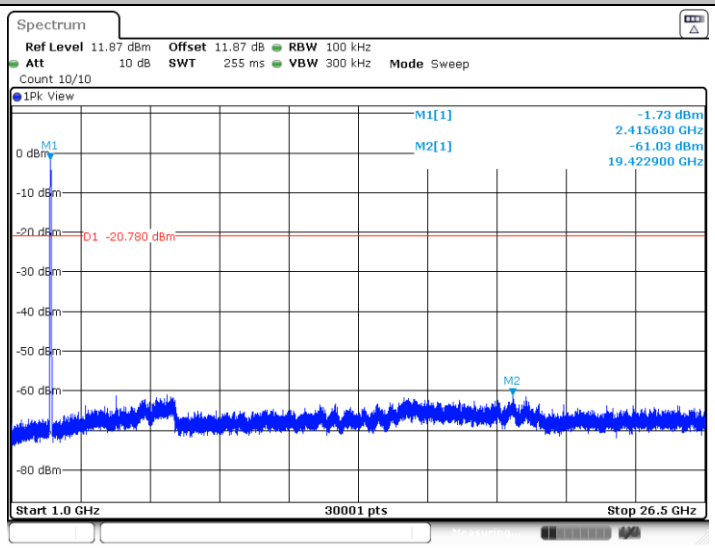

Date: 22.JUL.2024 16:43:39

11N40SISO_Ant6_2427_30~1000

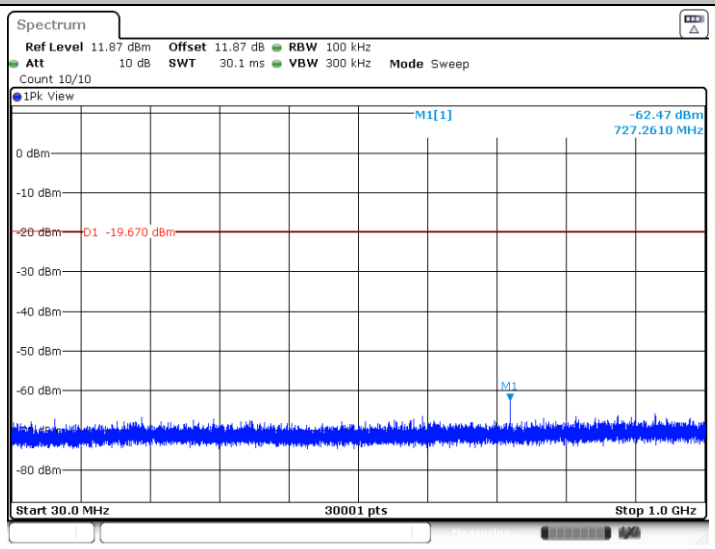

Date: 22.JUL.2024 16:45:43

11N40SISO_Ant6_2427_1000~26500

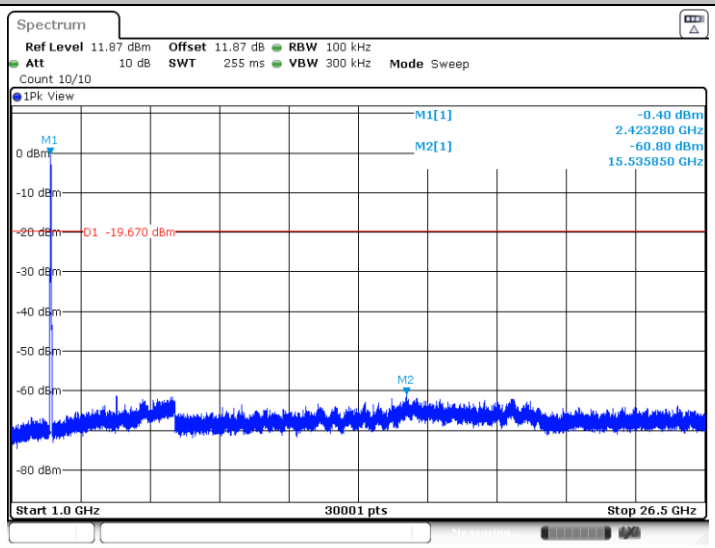

Date: 22.JUL.2024 16:45:58

11N40SISO_Ant6_2437_30~1000

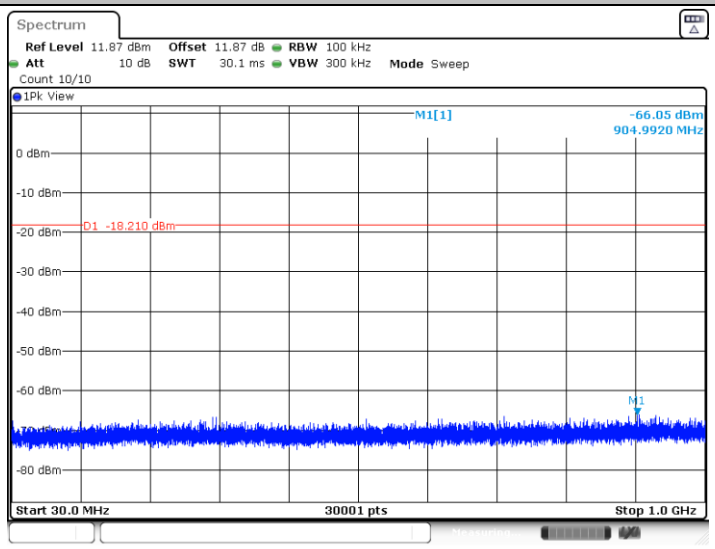

Date: 22.JUL.2024 16:48:53

11N40SISO_Ant6_2437_1000~26500

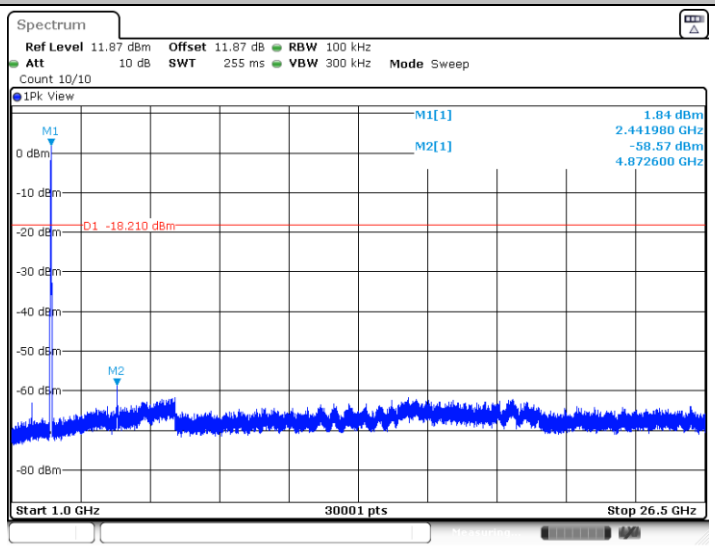

Date: 22.JUL.2024 16:49:09

11N40SISO_Ant6_2447_30~1000

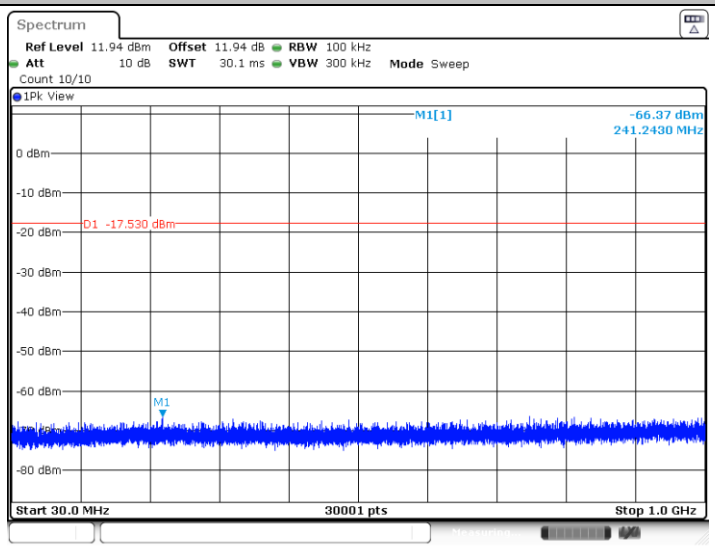

Date: 22.JUL.2024 17:24:24

11N40SISO_Ant6_2447_1000~26500

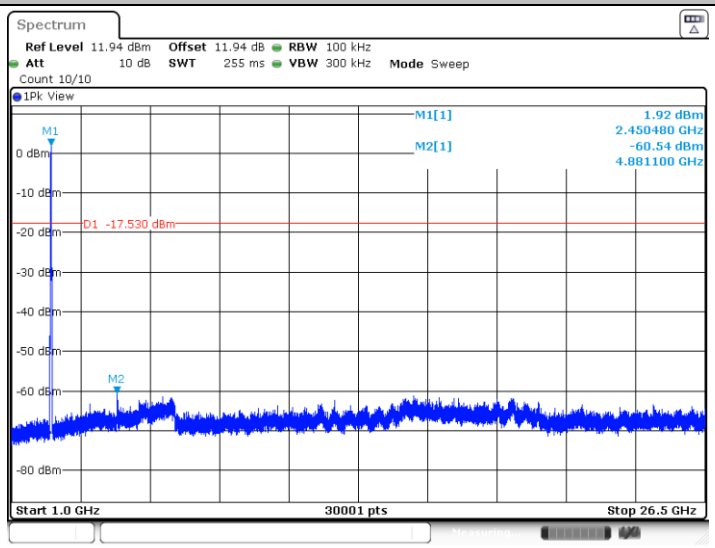

Date: 22.JUL.2024 17:24:39

11N40SISO_Ant6_2452_30~1000

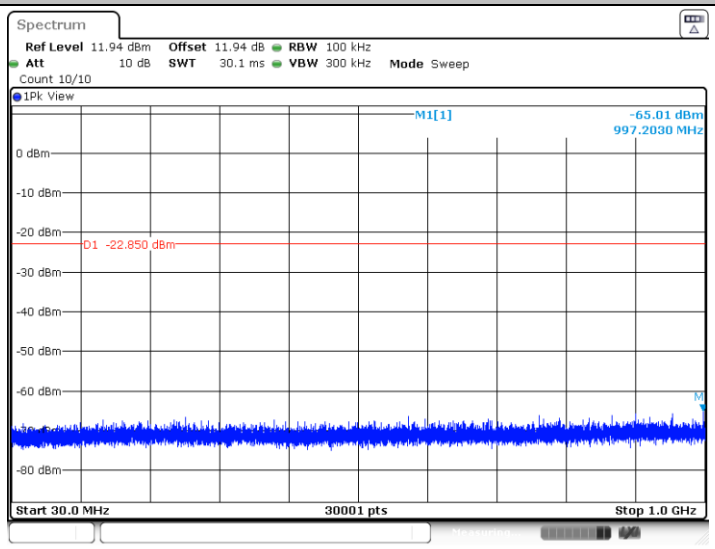

Date: 22.JUL.2024 17:25:50

11N40SISO_Ant6_2452_1000~26500

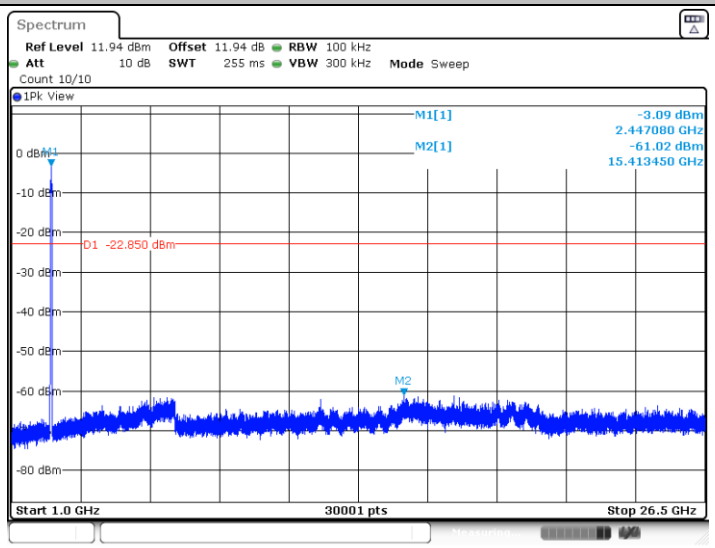

Date: 22.JUL.2024 17:26:11

Appendix B. AC Conducted Emission Test Results

Test Engineer :	Amos Zhang	**Temperature :**	25.3~26.2℃
		Relative Humidity :	38~40%
Test Voltage :	120Vac / 60Hz	**Phase :**	Line
Remark :	All emissions not reported here are more than 10 dB below the prescribed limit.		

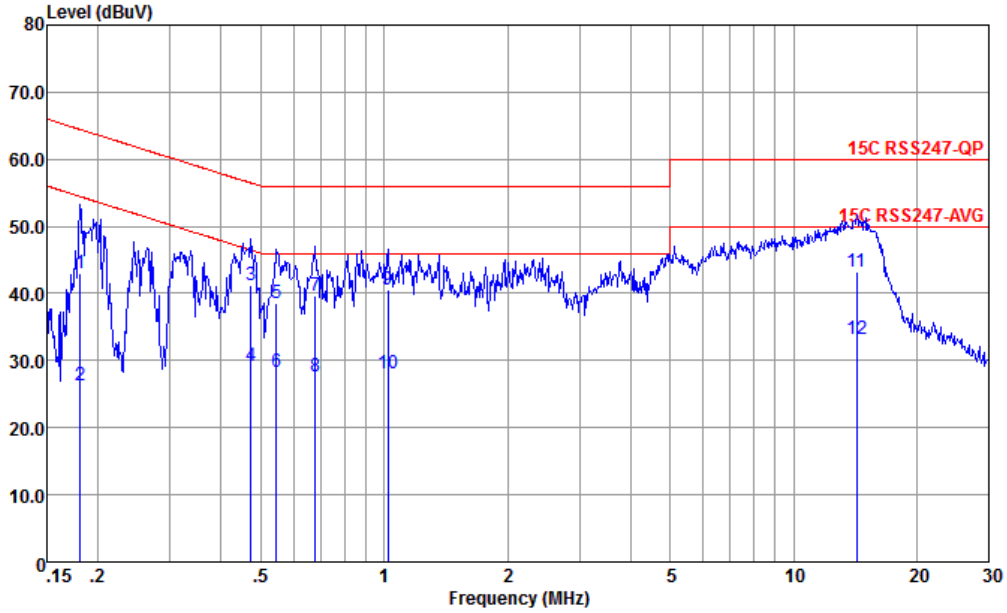

Site : CO01-KS
Condition : 15C RSS247-QP LISN-060105-L 2023 LINE

	Freq	Level	Over Limit	Limit Line	Read Level	LISN Factor	Cable Loss	Remark
	MHz	dBuV	dB	dBuV	dBuV	dB	dB	
1	0.181	43.05	-21.41	64.46	32.60	0.04	10.41	QP
2	0.181	26.25	-28.21	54.46	15.80	0.04	10.41	Average
3 *	0.474	41.21	-15.24	56.45	31.00	-0.02	10.23	QP
4	0.474	29.11	-17.34	46.45	18.90	-0.02	10.23	Average
5	0.546	38.66	-17.34	56.00	28.50	-0.04	10.20	QP
6	0.546	28.36	-17.64	46.00	18.20	-0.04	10.20	Average
7	0.679	39.68	-16.32	56.00	29.60	-0.07	10.15	QP
8	0.679	27.68	-18.32	46.00	17.60	-0.07	10.15	Average
9	1.021	40.59	-15.41	56.00	30.60	-0.10	10.09	QP
10	1.021	28.19	-17.81	46.00	18.20	-0.10	10.09	Average
11	14.288	43.24	-16.76	60.00	32.20	-0.12	11.16	QP
12	14.288	33.14	-16.86	50.00	22.10	-0.12	11.16	Average

Test Engineer :	Amos Zhang	**Temperature :**	25.3~26.2℃
		Relative Humidity :	38~40%
Test Voltage :	120Vac / 60Hz	**Phase :**	Neutral
Remark :	All emissions not reported here are more than 10 dB below the prescribed limit.		

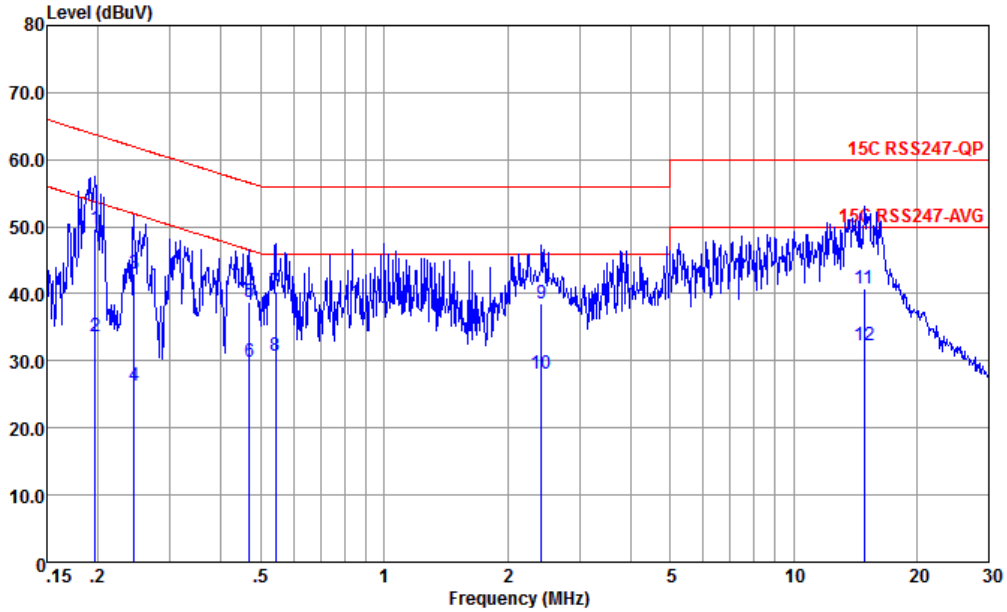

Site : CO01-KS
Condition : 15C RSS247-QP LISN-060105-N 2023 NEUTRAL

	Freq MHz	Level dBuV	Over Limit dB	Limit Line dBuV	Read Level dBuV	LISN Factor dB	Cable Loss dB	Remark
1 *	0.197	49.66	-14.10	63.76	39.20	0.05	10.41	QP
2	0.197	33.66	-20.10	53.76	23.20	0.05	10.41	Average
3	0.246	42.97	-18.94	61.91	32.60	0.00	10.37	QP
4	0.246	26.27	-25.64	51.91	15.90	0.00	10.37	Average
5	0.469	38.77	-17.77	56.54	28.60	-0.07	10.24	QP
6	0.469	29.77	-16.77	46.54	19.60	-0.07	10.24	Average
7	0.544	40.33	-15.67	56.00	30.20	-0.07	10.20	QP
8	0.544	30.73	-15.27	46.00	20.60	-0.07	10.20	Average
9	2.422	38.45	-17.55	56.00	28.50	-0.12	10.07	QP
10	2.422	28.15	-17.85	46.00	18.20	-0.12	10.07	Average
11	14.907	40.70	-19.30	60.00	29.60	-0.10	11.20	QP
12	14.907	32.40	-17.60	50.00	21.30	-0.10	11.20	Average

Note:

1. Level(dBμV) = Read Level(dBμV) + LISN Factor(dB) + Cable Loss(dB)
2. Over Limit(dB) = Level(dBμV) – Limit Line(dBμV)

Appendix C. Radiated Spurious Emission Test Data

Test Engineer :	ZhangXu	Relative Humidity :	50%
		Temperature :	20℃~22℃

Radiated Spurious Emission Test Modes

Mode	Band (MHz)	Antenna	Modulation	Channel	Frequency	Data Rate	RU	Remark
Mode 12	2400-2483.5	6	802.11b	01	2412	1Mbps	-	-
Mode 13	2400-2483.5	6	802.11b	06	2437	1Mbps	-	-
Mode 14	2400-2483.5	6	802.11b	11	2462	1Mbps	-	-
Mode 15	2400-2483.5	6	802.11g	01	2412	6Mbps	-	-
Mode 16	2400-2483.5	6	802.11g	06	2437	6Mbps	-	-
Mode 17	2400-2483.5	6	802.11g	11	2462	6Mbps	-	-
Mode 18	2400-2483.5	6	802.11n HT20	01	2412	MCS0	-	-
Mode 19	2400-2483.5	6	802.11n HT20	06	2437	MCS0	-	-
Mode 20	2400-2483.5	6	802.11n HT20	11	2462	MCS0	-	-
Mode 21	2400-2483.5	6	802.11n HT40	03	2422	MCS0	-	-
Mode 22	2400-2483.5	6	802.11n HT40	06	2437	MCS0	-	-
Mode 23	2400-2483.5	6	802.11n HT40	09	2452	MCS0	-	-
Mode 24	2400-2483.5	6	802.11g-LF	11	2462	6Mbps	-	LF
Mode 26	Co-location	6	802.11g	11	2462	6Mbps	-	-
		4	LTE	B41 Link	-	-	-	-
Mode 27	2400-2483.5	6	802.11g	02	2414	6Mbps	-	-
Mode 28	2400-2483.5	6	802.11g	10	2457	6Mbps	-	-
Mode 29	2400-2483.5	6	802.11n HT20	02	2417	MCS0	-	-
Mode 30	2400-2483.5	6	802.11n HT20	10	2457	MCS0	-	-
Mode 31	2400-2483.5	6	802.11n HT40	04	2427	MCS0	-	-
Mode 32	2400-2483.5	6	802.11n HT40	08	2447	MCS0	-	-

Summary of each worse mode

Mode	Modulation	Ch.	Freq. (MHz)	Level (dBuV/m)	Limit (dBuV/m)	Margin (dB)	Pol.	Peak Avg.	Result	Remark
12	802.11b	01	2389.17	36.94	54.00	-17.06	V	AVERAGE	Pass	Band Edge
12	802.11b	01	4824.00	42.46	54.00	-11.54	V	Average	Pass	Harmonic
13	802.11b	06	-	-	-	-	-	-	-	Band Edge
13	802.11b	06	4874.00	46.74	54.00	-7.26	V	Average	Pass	Harmonic
14	802.11b	11	2483.51	39.01	54.00	-14.99	V	AVERAGE	Pass	Band Edge
14	802.11b	11	4924.00	42.58	54.00	-11.42	V	Average	Pass	Harmonic
15	802.11g	01	2389.95	48.08	54.00	-5.92	H	AVERAGE	Pass	Band Edge
15	802.11g	01	4824.00	44.16	74.00	-29.84	H	Peak	Pass	Harmonic
16	802.11g	06	2484.50	38.40	54.00	-15.60	V	AVERAGE	Pass	Band Edge
16	802.11g	06	7311.00	45.73	74.00	-28.27	H	Peak	Pass	Harmonic
17	802.11g	11	2483.51	50.62	54.00	-3.38	H	AVERAGE	Pass	Band Edge
17	802.11g	11	7386.00	45.84	74.00	-28.16	V	Peak	Pass	Harmonic
18	802.11n HT20	01	2389.95	50.34	54.00	-3.66	H	AVERAGE	Pass	Band Edge
18	802.11n HT20	01	4824.00	43.79	74.00	-30.21	H	Peak	Pass	Harmonic
19	802.11n HT20	06	2484.25	37.81	54.00	-16.19	V	AVERAGE	Pass	Band Edge
19	802.11n HT20	06	7311.00	46.22	74.00	-27.78	H	Peak	Pass	Harmonic
20	802.11n HT20	11	2483.66	49.92	54.00	-4.08	H	AVERAGE	Pass	Band Edge
20	802.11n HT20	11	7386.00	45.22	74.00	-28.78	V	Peak	Pass	Harmonic
21	802.11n HT40	03	2389.63	49.95	54.00	-4.05	H	AVERAGE	Pass	Band Edge
21	802.11n HT40	03	7266.00	46.11	74.00	-27.89	H	Peak	Pass	Harmonic
22	802.11n HT40	06	2483.62	42.03	54.00	-11.97	V	AVERAGE	Pass	Band Edge
22	802.11n HT40	06	7311.00	45.72	74.00	-28.28	V	Peak	Pass	Harmonic
23	802.11n HT40	09	2483.73	50.56	54.00	-3.44	H	AVERAGE	Pass	Band Edge
23	802.11n HT40	09	7356.00	45.95	74.00	-28.05	V	Peak	Pass	Harmonic
24	802.11g-LF	11	42.61	28.10	40.00	-11.90	V	Peak	Pass	LF
26	Co-location		2483.62	50.88	54.00	-3.62	V	AVERAGE	Pass	Band Edge
			10336.00	65.14	77.99	-12.85	H	PEAK	Pass	Harmonic
27	802.11g	02	2389.95	47.25	54.00	-6.75	V	AVERAGE	Pass	Band Edge
27	802.11g	02	-	-	-	-	-	-	-	Harmonic
28	802.11g	10	2483.53	49.04	54.00	-4.96	V	AVERAGE	Pass	Band Edge
28	802.11g	10	-	-	-	-	-	-	-	Harmonic
29	802.11n HT20	02	2389.30	45.41	54.00	-8.59	V	AVERAGE	Pass	Band Edge
29	802.11n HT20	02	-	-	-	-	-	-	-	Harmonic
30	802.11n HT20	10	2483.70	45.46	54.00	-8.54	V	AVERAGE	Pass	Band Edge
30	802.11n HT20	10	-	-	-	-	-	-	-	Harmonic
31	802.11n HT40	04	2389.74	48.83	54.00	-5.17	H	AVERAGE	Pass	Band Edge
31	802.11n HT40	04	-	-	-	-	-	-	-	Harmonic
32	802.11n HT40	08	2483.54	50.12	54.00	-3.88	V	AVERAGE	Pass	Band Edge
32	802.11n HT40	08	-	-	-	-	-	-	-	Harmonic

Mode	12	
	Band Edge	
	2400-2483.5_802.11b_CH01_2412MHz	
ANT	6	
Pol.	Horizontal	Fundamental
Peak	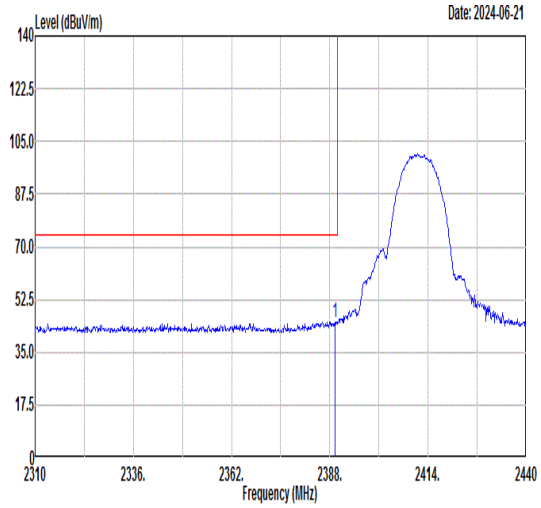 Freq Level Limit Line Margin Read Level Ant Factor Cable Loss Preamp Factor APos TPos Remark MHz dBuV/m dBuV/m dB dBuV dB/m dB dB cm deg 1 2389.43 45.11 74.00 -28.89 42.56 30.72 5.36 33.53 341 309 PEAK	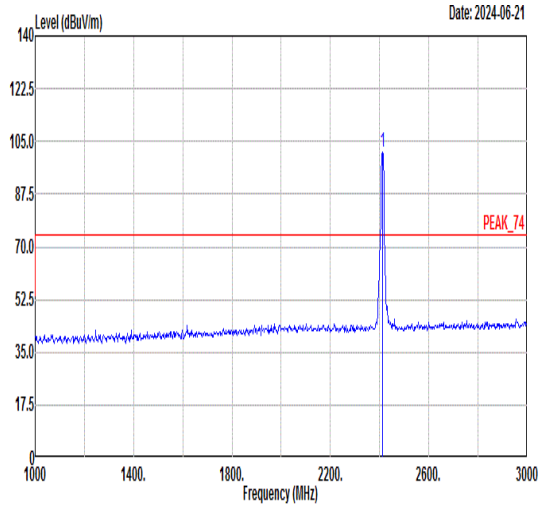 Freq Level Limit Line Margin Read Level Ant Factor Cable Loss Preamp Factor APos TPos Remark MHz dBuV/m dBuV/m dB dBuV dB/m dB dB cm deg 1 2412.00 101.42 ------ ------ 98.87 30.72 5.38 33.55 341 309 PEAK
Avg	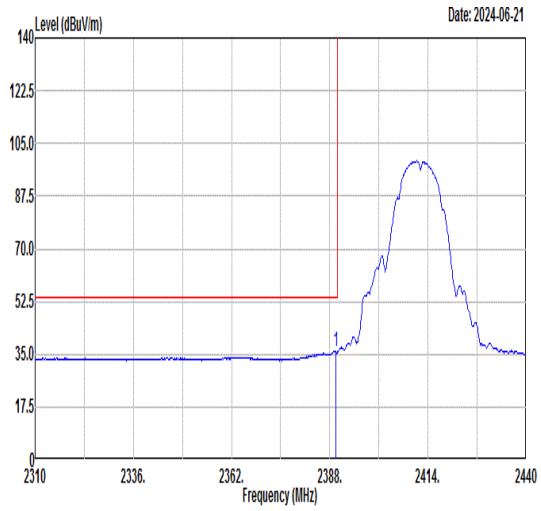 Freq Level Limit Line Margin Read Level Ant Factor Cable Loss Preamp Factor APos TPos Remark MHz dBuV/m dBuV/m dB dBuV dB/m dB dB cm deg 1 2389.56 35.89 54.00 -18.11 33.34 30.72 5.36 33.53 341 309 AVERAGE	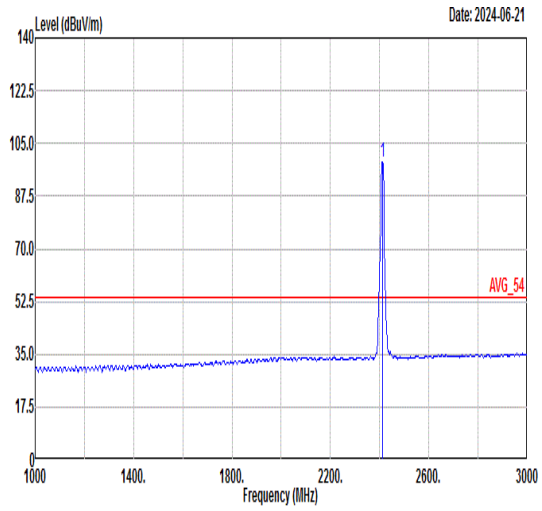 Freq Level Limit Line Margin Read Level Ant Factor Cable Loss Preamp Factor APos TPos Remark MHz dBuV/m dBuV/m dB dBuV dB/m dB dB cm deg 1 2412.00 98.97 ------ ------ 96.42 30.72 5.38 33.55 341 309 AVERAGE

Mode	12	
	Band Edge	
	2400-2483.5_802.11b_CH01_2412MHz	
ANT	6	
Pol.	Vertical	Fundamental
Peak	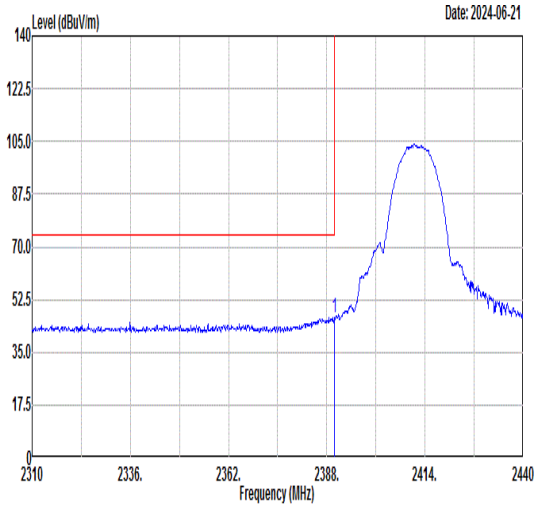 Freq Level Limit Line Margin Read Level Ant Factor Cable Loss Preamp Factor APos TPos Remark MHz dBuV/m dBuV/m dB dBuV dB/m dB dB cm deg 1 2389.95 46.61 74.00 -27.39 44.06 30.72 5.36 33.53 300 262 PEAK	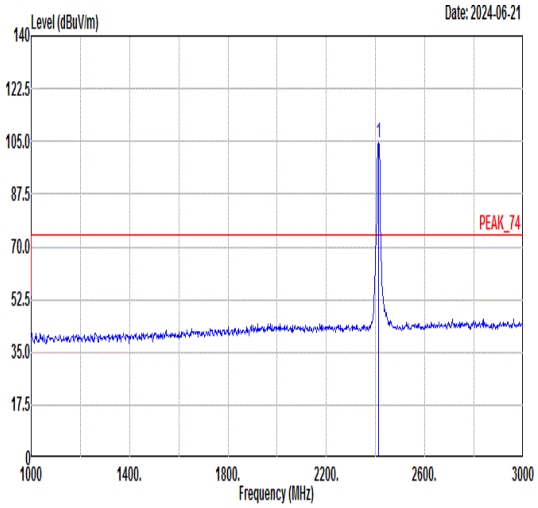 Freq Level Limit Line Margin Read Level Ant Factor Cable Loss Preamp Factor APos TPos Remark MHz dBuV/m dBuV/m dB dBuV dB/m dB dB cm deg 1 2412.00 104.75 ------ ------ 102.20 30.72 5.38 33.55 300 262 PEAK
Avg	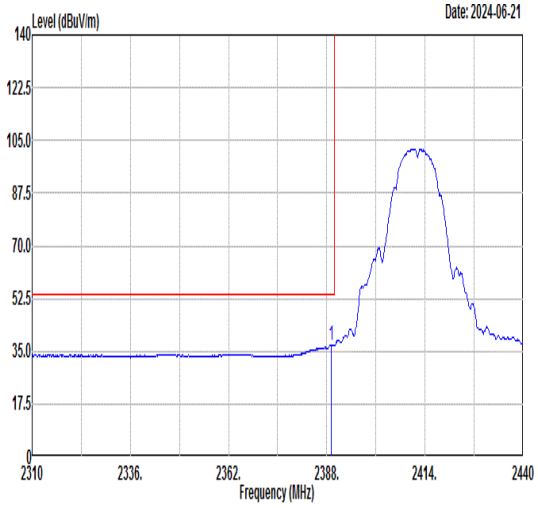 Freq Level Limit Line Margin Read Level Ant Factor Cable Loss Preamp Factor APos TPos Remark MHz dBuV/m dBuV/m dB dBuV dB/m dB dB cm deg 1 2389.17 36.94 54.00 -17.06 34.39 30.72 5.36 33.53 300 262 AVERAGE	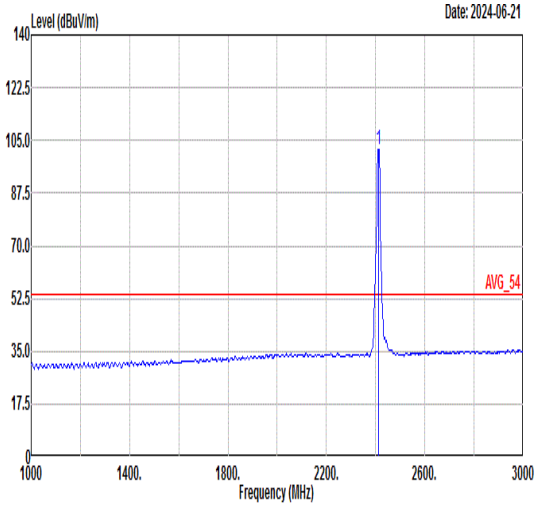 Freq Level Limit Line Margin Read Level Ant Factor Cable Loss Preamp Factor APos TPos Remark MHz dBuV/m dBuV/m dB dBuV dB/m dB dB cm deg 1 2412.00 102.21 ------ ------ 99.66 30.72 5.38 33.55 300 262 AVERAGE

Mode	12	
	Harmonic	
	2400-2483.5_802.11b_CH01_2412MHz	
ANT	6	
Pol.	Horizontal	Vertical
Peak Avg	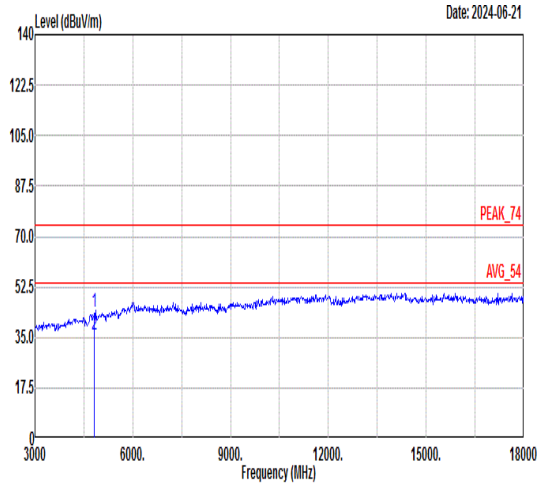 Freq Level Limit Line Margin Read Level Ant Factor Cable Loss Preamp Factor APos TPos Remark MHz dBuV/m dBuV/m dB dBuV dB/m dB dB cm deg 1 4824.00 44.04 74.00 -29.96 64.23 35.78 8.88 64.85 100 285 Peak 2 4824.00 36.06 54.00 -17.94 56.25 35.78 8.88 64.85 100 285 Average	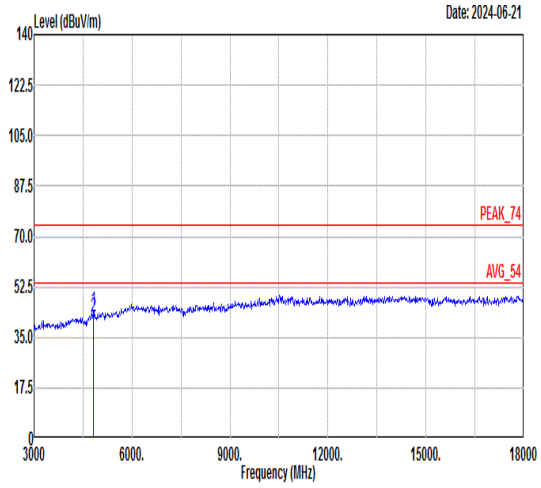 Freq Level Limit Line Margin Read Level Ant Factor Cable Loss Preamp Factor APos TPos Remark MHz dBuV/m dBuV/m dB dBuV dB/m dB dB cm deg 1 4824.00 44.49 74.00 -29.51 64.68 35.78 8.88 64.85 374 360 Peak 2 4824.00 42.46 54.00 -11.54 62.65 35.78 8.88 64.85 374 360 Average

Mode	13	
	Harmonic	
	2400-2483.5_802.11b_CH06_2437MHz	
ANT	6	
Pol.	Horizontal	Vertical
Peak Avg	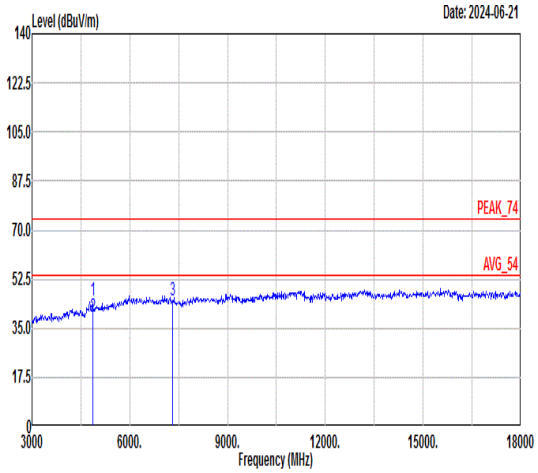 Freq Level Limit Line Margin Read Level Ant Factor Cable Loss Preamp Factor APos TPos Remark MHz dBuV/m dBuV/m dB dBuV dB/m dB dB cm deg 1 4874.00 44.90 74.00 -29.10 65.15 35.90 8.72 64.87 100 115 Peak 2 4874.00 39.23 54.00 -14.77 59.48 35.90 8.72 64.87 100 115 Average 3 7311.00 44.86 74.00 -29.14 62.66 36.88 10.18 64.86 --- --- Peak	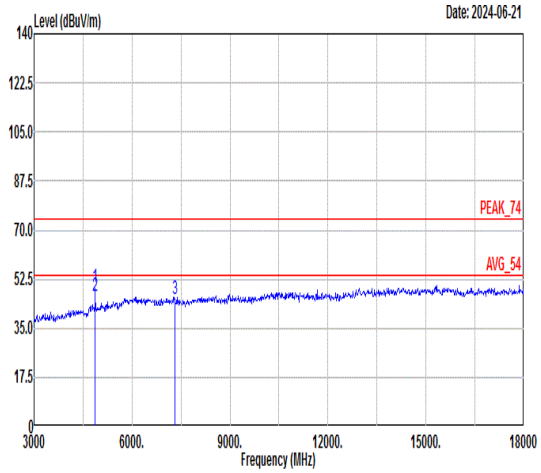 Freq Level Limit Line Margin Read Level Ant Factor Cable Loss Preamp Factor APos TPos Remark MHz dBuV/m dBuV/m dB dBuV dB/m dB dB cm deg 1 4874.00 49.68 74.00 -24.32 69.93 35.90 8.72 64.87 310 360 Peak 2 4874.00 46.74 54.00 -7.26 66.99 35.90 8.72 64.87 310 360 Average 3 7311.00 45.51 74.00 -28.49 63.31 36.88 10.18 64.86 --- --- Peak

Mode	14	
	Band Edge	
	2400-2483.5_802.11b_CH11_2462MHz	
ANT	6	
Pol.	Horizontal	Fundamental
Peak	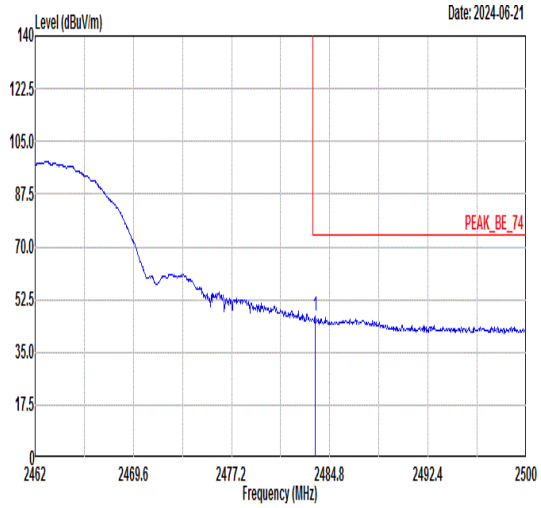 Freq Level Limit Line Margin Read Level Ant Factor Cable Loss Preamp Factor APos TPos Remark MHz dBuV/m dBuV/m dB dBuV dB/m dB dB cm deg 1 2483.66 46.93 74.00 -27.07 44.36 30.70 5.46 33.59 400 9 PEAK	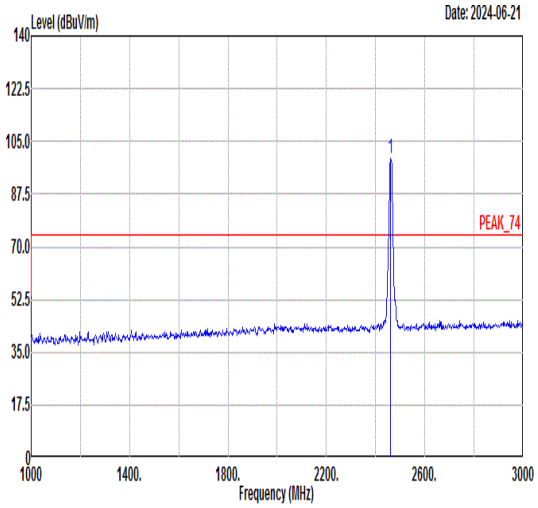 Freq Level Limit Line Margin Read Level Ant Factor Cable Loss Preamp Factor APos TPos Remark MHz dBuV/m dBuV/m dB dBuV dB/m dB dB cm deg 1 2462.00 99.19 ------ ------ 96.62 30.71 5.44 33.58 400 9 PEAK
Avg	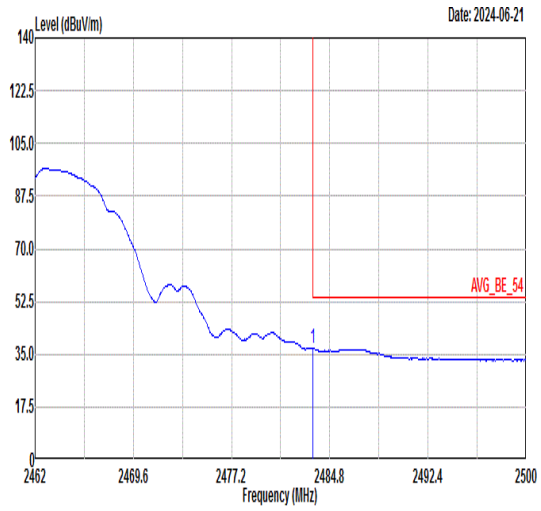 Freq Level Limit Line Margin Read Level Ant Factor Cable Loss Preamp Factor APos TPos Remark MHz dBuV/m dBuV/m dB dBuV dB/m dB dB cm deg 1 2483.51 37.00 54.00 -17.00 34.43 30.70 5.46 33.59 400 9 AVERAGE	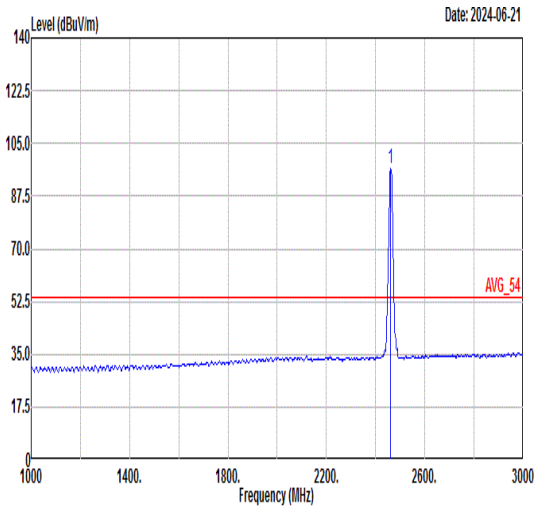 Freq Level Limit Line Margin Read Level Ant Factor Cable Loss Preamp Factor APos TPos Remark MHz dBuV/m dBuV/m dB dBuV dB/m dB dB cm deg 1 2462.00 96.72 ------ ------ 94.16 30.71 5.43 33.58 400 9 AVERAGE

Mode	14	
	Band Edge	
	2400-2483.5_802.11b_CH11_2462MHz	
ANT	6	
Pol.	Vertical	Fundamental
Peak	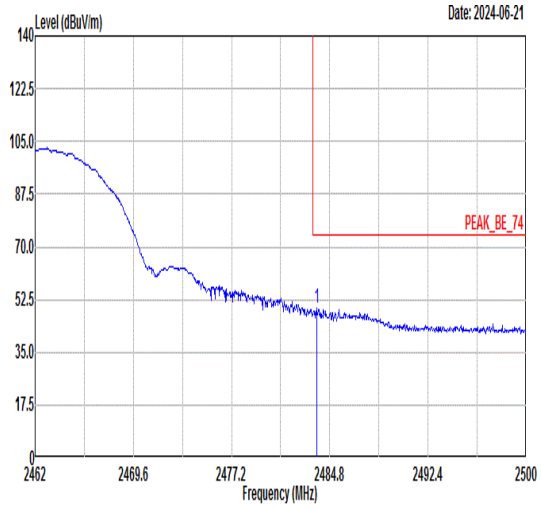 Freq Level Limit Line Margin Read Level Ant Factor Cable Loss Preamp Factor APos TPos Remark MHz dBuV/m dBuV/m dB dBuV dB/m dB dB cm deg 1 2483.77 49.53 74.00 -24.47 46.96 30.70 5.46 33.59 200 250 PEAK	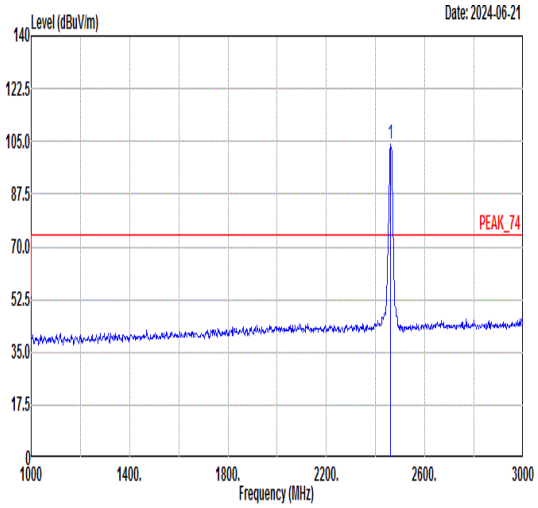 Freq Level Limit Line Margin Read Level Ant Factor Cable Loss Preamp Factor APos TPos Remark MHz dBuV/m dBuV/m dB dBuV dB/m dB dB cm deg 1 2462.00 103.99 ------ ------ 101.42 30.71 5.44 33.58 200 250 PEAK
Avg	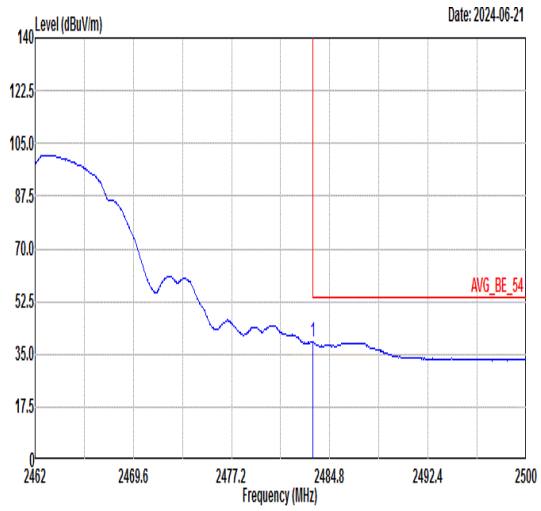 Freq Level Limit Line Margin Read Level Ant Factor Cable Loss Preamp Factor APos TPos Remark MHz dBuV/m dBuV/m dB dBuV dB/m dB dB cm deg 1 2483.51 39.01 54.00 -14.99 36.44 30.70 5.46 33.59 200 250 AVERAGE	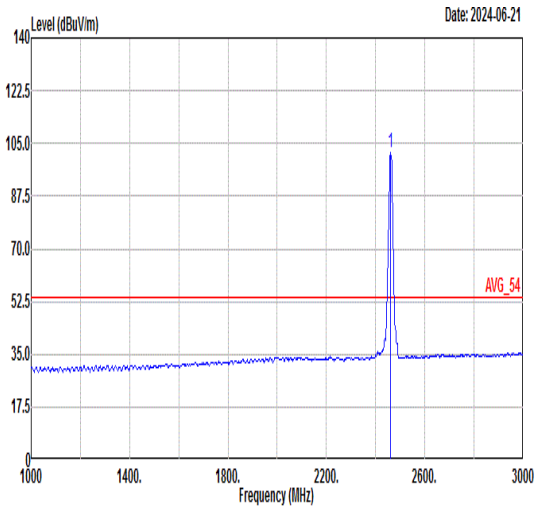 Freq Level Limit Line Margin Read Level Ant Factor Cable Loss Preamp Factor APos TPos Remark MHz dBuV/m dBuV/m dB dBuV dB/m dB dB cm deg 1 2462.00 101.70 ------ ------ 99.13 30.71 5.44 33.58 200 250 AVERAGE

Mode	14	
	Harmonic	
	2400-2483.5_802.11b_CH11_2462MHz	
ANT	6	
Pol.	Horizontal	Vertical
Peak Avg	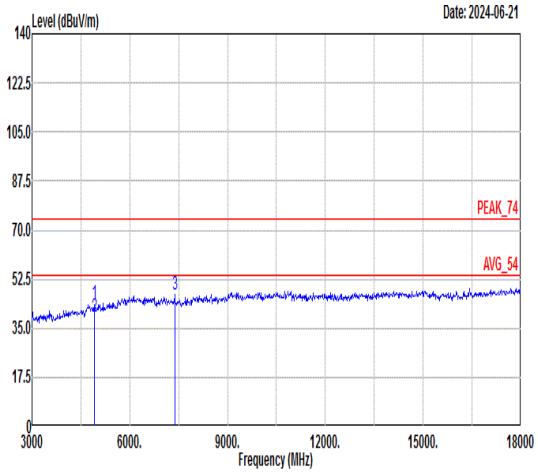 Freq Level Limit Line Margin Read Level Ant Factor Cable Loss Preamp Factor APos TPos Remark MHz dBuV/m dBuV/m dB dBuV dB/m dB dB cm deg 1 4924.00 43.95 74.00 -30.05 64.25 36.02 8.57 64.89 100 165 Peak 2 4924.00 38.99 54.00 -15.01 59.29 36.02 8.57 64.89 100 165 Average 3 7386.00 47.20 74.00 -26.80 65.03 36.85 10.18 64.86 --- --- Peak	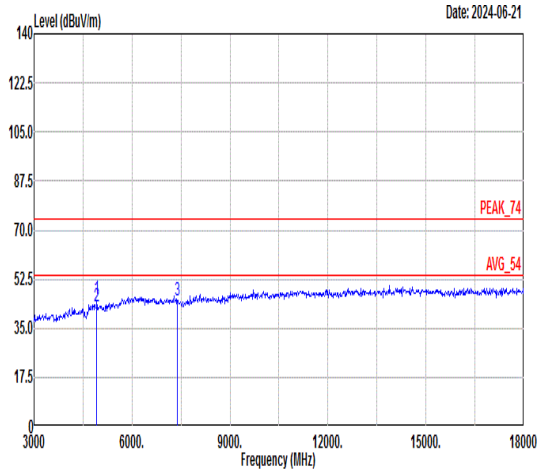 Freq Level Limit Line Margin Read Level Ant Factor Cable Loss Preamp Factor APos TPos Remark MHz dBuV/m dBuV/m dB dBuV dB/m dB dB cm deg 1 4924.00 45.19 74.00 -28.81 65.49 36.02 8.57 64.89 379 360 Peak 2 4924.00 42.58 54.00 -11.42 62.88 36.02 8.57 64.89 379 360 Average 3 7386.00 45.03 74.00 -28.97 62.86 36.85 10.18 64.86 --- --- Peak

Mode	15	
	Band Edge	
	2400-2483.5_802.11g_CH01_2412MHz	
ANT	6	
Pol.	Horizontal	Fundamental
Peak	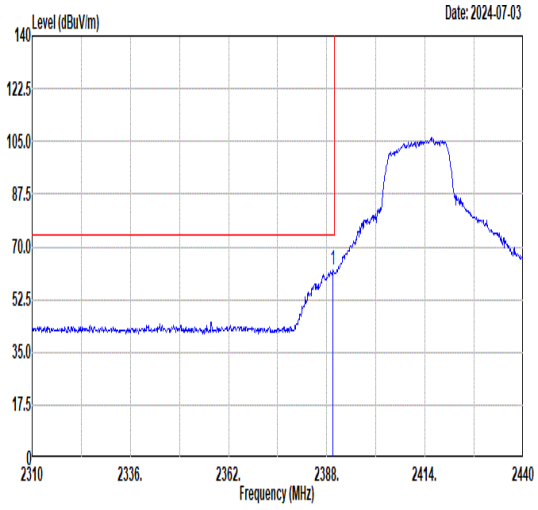 Freq Level Limit Line Margin Read Level Ant Factor Cable Loss Preamp Factor APos TPos Remark 1 2389.69 62.10 74.00 -11.90 59.55 30.72 5.36 33.53 113 279 PEAK	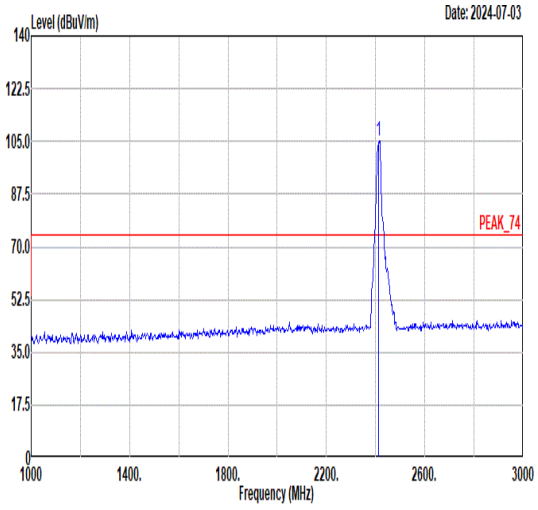 Freq Level Limit Line Margin Read Level Ant Factor Cable Loss Preamp Factor APos TPos Remark 1 2412.00 105.08 ------ ------ 102.52 30.72 5.39 33.55 113 279 PEAK
Avg	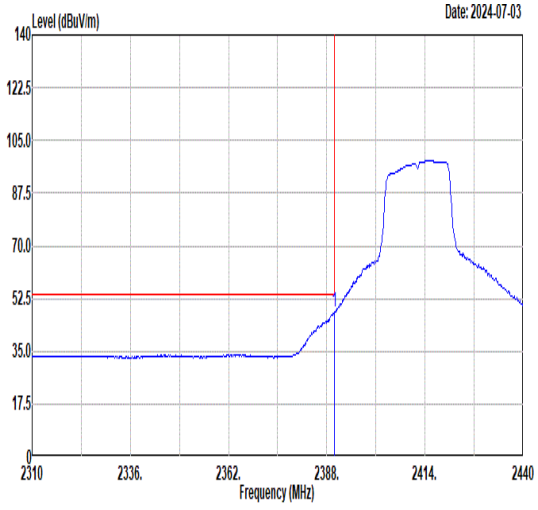 Freq Level Limit Line Margin Read Level Ant Factor Cable Loss Preamp Factor APos TPos Remark 1 2389.95 48.08 54.00 -5.92 45.53 30.72 5.36 33.53 113 279 AVERAGE	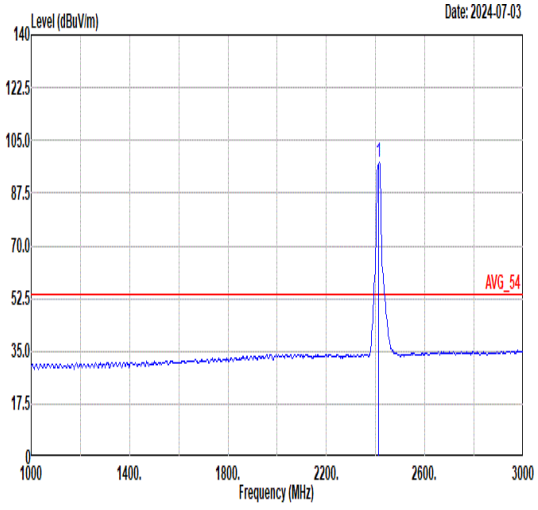 Freq Level Limit Line Margin Read Level Ant Factor Cable Loss Preamp Factor APos TPos Remark 1 2412.00 97.65 ------ ------ 95.10 30.72 5.38 33.55 113 279 AVERAGE

Mode	15	
	Band Edge	
	2400-2483.5_802.11g_CH01_2412MHz	
ANT	6	
Pol.	Vertical	Fundamental
Peak	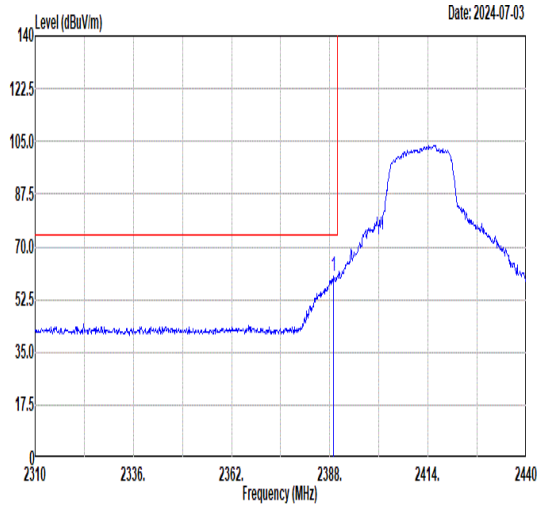 Freq Level Limit Line Margin Read Level Ant Factor Cable Loss Preamp Factor APos TPos Remark MHz dBuV/m dBuV/m dB dBuV dB/m dB dB cm deg 1 2388.91 60.43 74.00 -13.57 57.88 30.72 5.36 33.53 398 233 PEAK	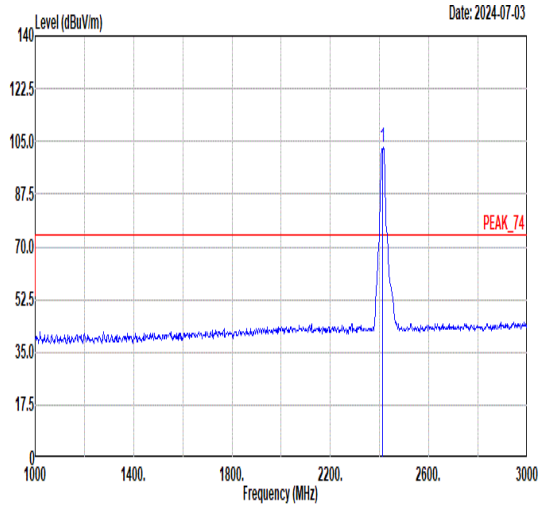 Freq Level Limit Line Margin Read Level Ant Factor Cable Loss Preamp Factor APos TPos Remark MHz dBuV/m dBuV/m dB dBuV dB/m dB dB cm deg 1 2412.00 102.96 ------ ------ 100.41 30.72 5.38 33.55 398 233 PEAK
Avg	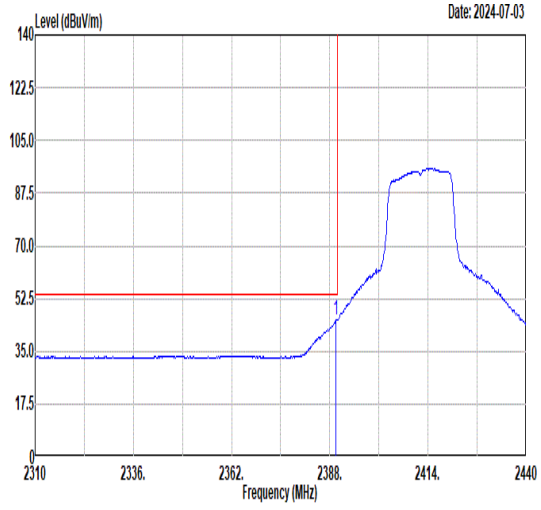 Freq Level Limit Line Margin Read Level Ant Factor Cable Loss Preamp Factor APos TPos Remark MHz dBuV/m dBuV/m dB dBuV dB/m dB dB cm deg 1 2389.69 45.31 54.00 -8.69 42.76 30.72 5.36 33.53 398 233 AVERAGE	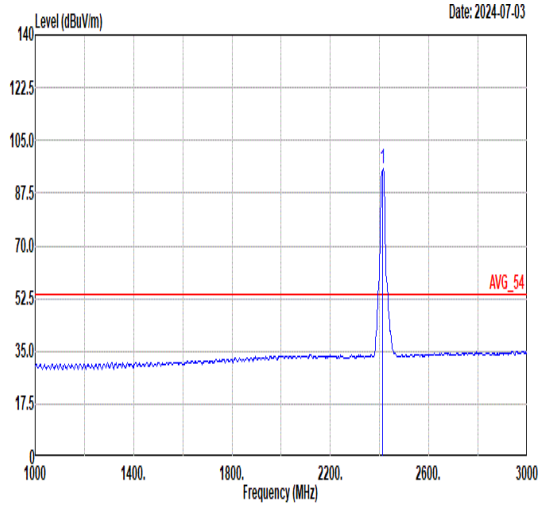 Freq Level Limit Line Margin Read Level Ant Factor Cable Loss Preamp Factor APos TPos Remark MHz dBuV/m dBuV/m dB dBuV dB/m dB dB cm deg 1 2412.00 95.41 ------ ------ 92.86 30.72 5.38 33.55 398 233 AVERAGE

Mode	15	
	Harmonic	
	2400-2483.5_802.11g_CH01_2412MHz	
ANT	6	
Pol.	Horizontal	Vertical
Peak Avg	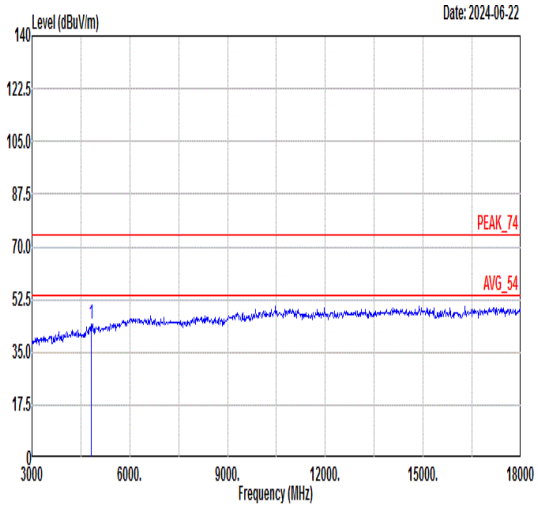 Freq Level Limit Line Margin Read Level Ant Factor Cable Loss Preamp Factor APos TPos Remark MHz dBuV/m dBuV/m dB dBuV dB/m dB dB cm deg 1 4824.00 44.16 74.00 -29.84 64.35 35.78 8.88 64.85 --- --- Peak	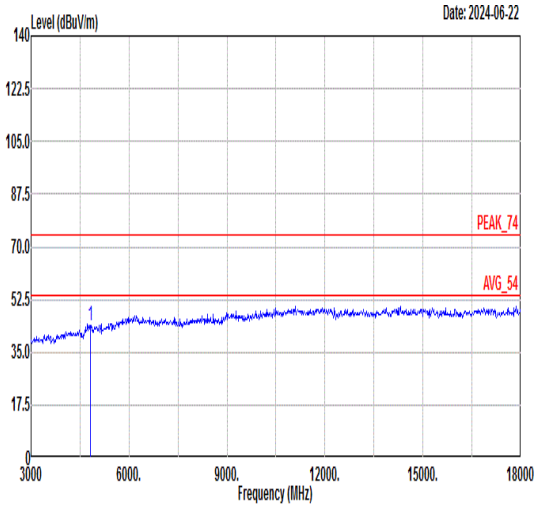 Freq Level Limit Line Margin Read Level Ant Factor Cable Loss Preamp Factor APos TPos Remark MHz dBuV/m dBuV/m dB dBuV dB/m dB dB cm deg 1 4824.00 43.87 74.00 -30.13 64.06 35.78 8.88 64.85 --- --- Peak

Mode	16	
	Band Edge - L	
	2400-2483.5_802.11g_CH06_2437MHz	
ANT	6	
Pol.	Horizontal	Fundamental
Peak	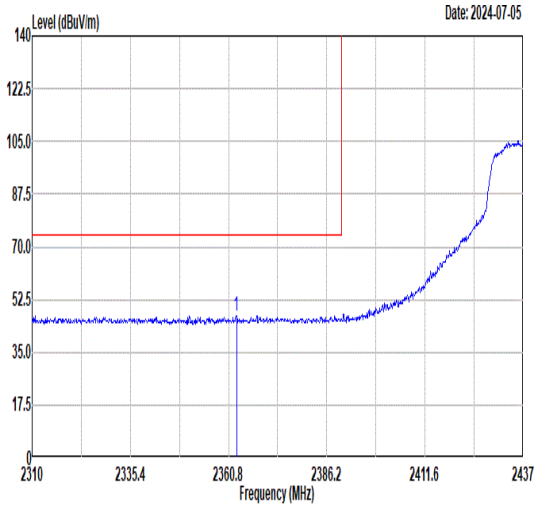 Freq Level Limit Line Margin Read Level Ant Factor Cable Loss Preamp Factor APos TPos Remark MHz dBuV/m dBuV/m dB dBuV dB/m dB dB cm deg 1 2362.83 47.18 74.00 -26.82 40.84 30.73 7.68 32.07 394 3 PEAK	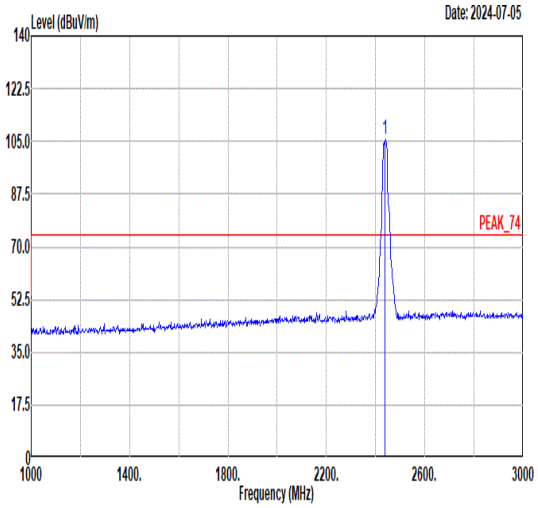 Freq Level Limit Line Margin Read Level Ant Factor Cable Loss Preamp Factor APos TPos Remark MHz dBuV/m dBuV/m dB dBuV dB/m dB dB cm deg 1 2437.00 105.89 ------ ------ 99.43 30.71 7.84 32.09 394 3 PEAK
Avg	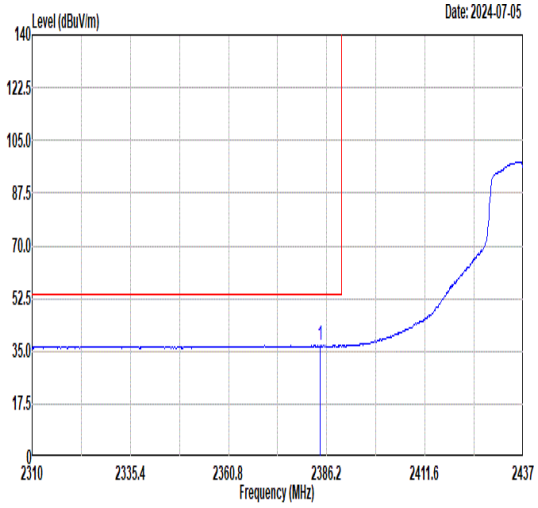 Freq Level Limit Line Margin Read Level Ant Factor Cable Loss Preamp Factor APos TPos Remark MHz dBuV/m dBuV/m dB dBuV dB/m dB dB cm deg 1 2384.55 36.99 54.00 -17.01 30.60 30.72 7.75 32.08 394 3 AVERAGE	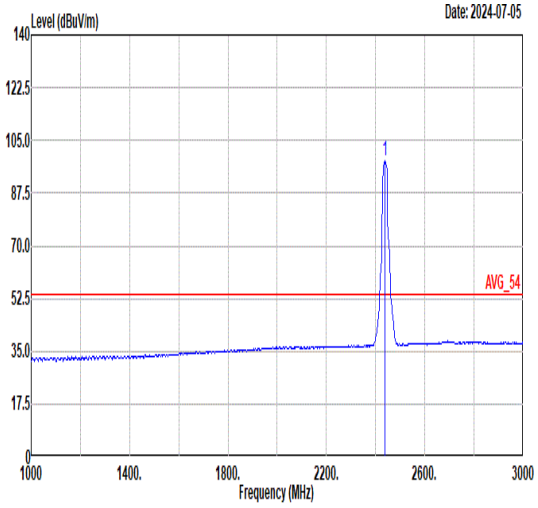 Freq Level Limit Line Margin Read Level Ant Factor Cable Loss Preamp Factor APos TPos Remark MHz dBuV/m dBuV/m dB dBuV dB/m dB dB cm deg 1 2437.00 98.01 ------ ------ 91.56 30.71 7.83 32.09 394 3 AVERAGE

Mode	16	
	Band Edge - R	
	2400-2483.5_802.11g_CH06_2437MHz	
ANT	6	
Pol.	Horizontal	Fundamental
Peak	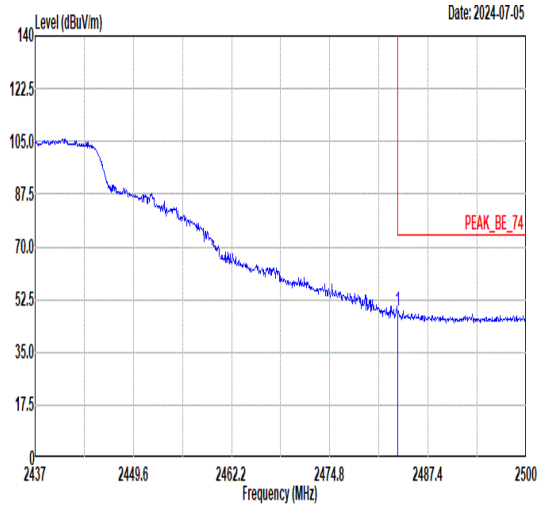 Freq Level Limit Line Margin Read Level Ant Factor Cable Loss Preamp Factor APos TPos Remark MHz dBuV/m dBuV/m dB dBuV dB/m dB dB cm deg 1 2483.56 48.68 74.00 -25.32 42.20 30.70 7.88 32.10 394 3 PEAK	Blank
Avg	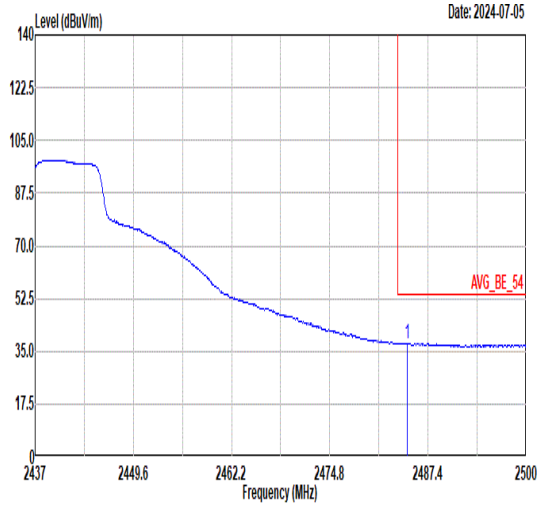 Freq Level Limit Line Margin Read Level Ant Factor Cable Loss Preamp Factor APos TPos Remark MHz dBuV/m dBuV/m dB dBuV dB/m dB dB cm deg 1 2484.69 37.67 54.00 -16.33 31.19 30.70 7.88 32.10 394 3 AVERAGE	Blank

Mode	16	
	Band Edge - L	
	2400-2483.5_802.11g_CH06_2437MHz	
ANT	6	
Pol.	Vertical	Fundamental
Peak	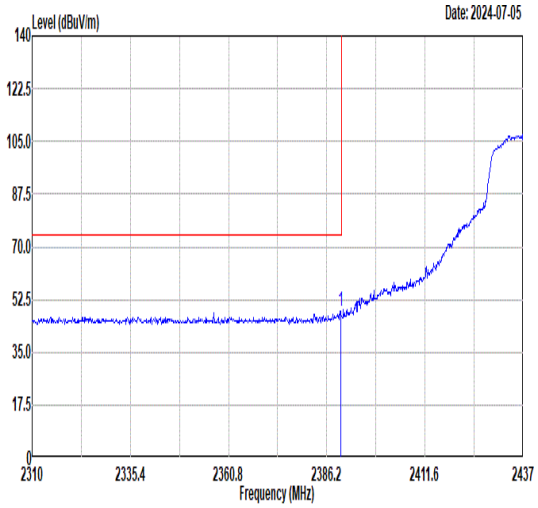 Freq Level Limit Line Margin Read Level Ant Factor Cable Loss Preamp Factor APos TPos Remark MHz dBuV/m dBuV/m dB dBuV dB/m dB dB cm deg 1 2389.76 48.82 74.00 -25.18 42.42 30.72 7.76 32.08 310 262 PEAK	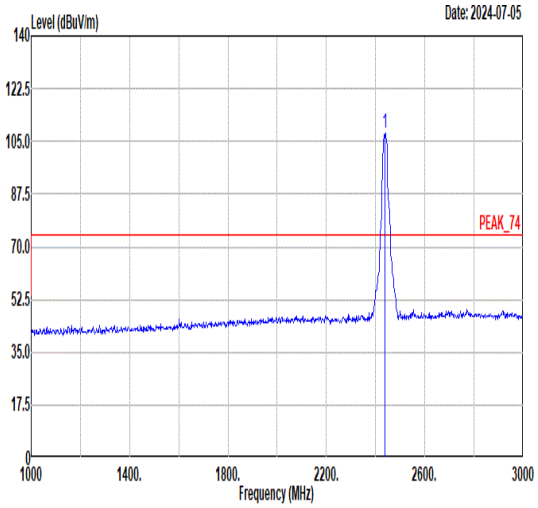 Freq Level Limit Line Margin Read Level Ant Factor Cable Loss Preamp Factor APos TPos Remark MHz dBuV/m dBuV/m dB dBuV dB/m dB dB cm deg 1 2437.00 107.84 ------ ------ 101.38 30.71 7.84 32.09 310 262 PEAK
Avg	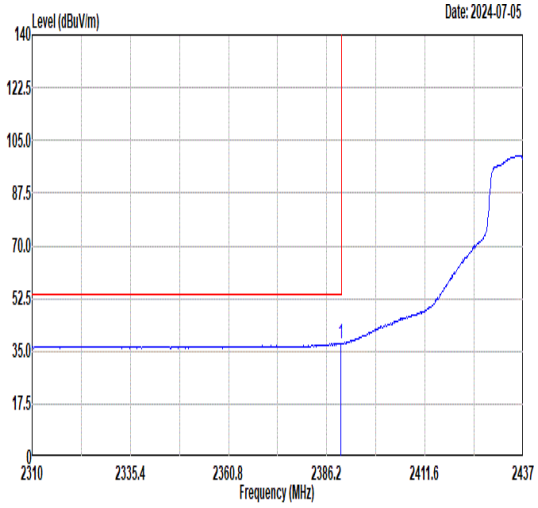 Freq Level Limit Line Margin Read Level Ant Factor Cable Loss Preamp Factor APos TPos Remark MHz dBuV/m dBuV/m dB dBuV dB/m dB dB cm deg 1 2389.76 37.60 54.00 -16.40 31.20 30.72 7.76 32.08 310 262 AVERAGE	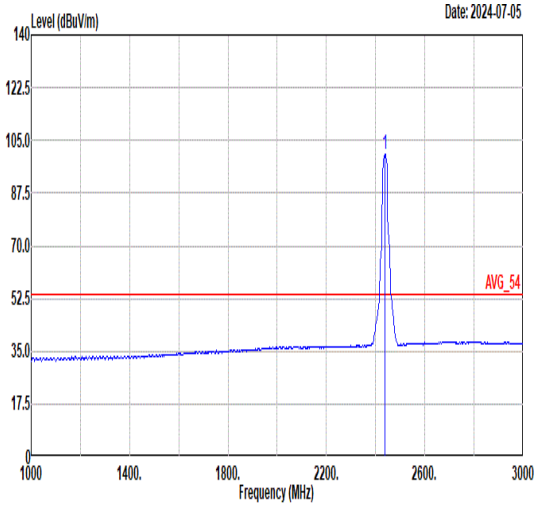 Freq Level Limit Line Margin Read Level Ant Factor Cable Loss Preamp Factor APos TPos Remark MHz dBuV/m dBuV/m dB dBuV dB/m dB dB cm deg 1 2437.00 100.54 ------ ------ 94.09 30.71 7.83 32.09 310 262 AVERAGE

Mode	16	
	Band Edge - R	
	2400-2483.5_802.11g_CH06_2437MHz	
ANT	6	
Pol.	Vertical	Fundamental
Peak	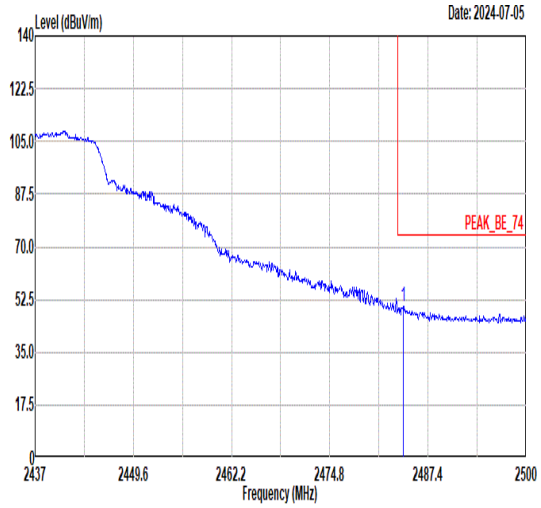 Limit Read Ant Cable Preamp APos TPos Freq Level Line Margin Level Factor Loss Factor Remark MHz dBuV/m dBuV/m dB dBuV dB/m dB dB cm deg 1 2484.19 50.36 74.00 -23.64 43.88 30.70 7.88 32.10 310 262 PEAK	Blank
Avg	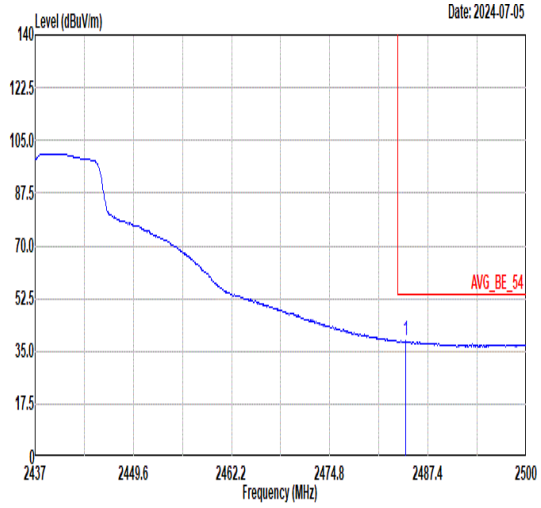 Limit Read Ant Cable Preamp APos TPos Freq Level Line Margin Level Factor Loss Factor Remark MHz dBuV/m dBuV/m dB dBuV dB/m dB dB cm deg 1 2484.50 38.40 54.00 -15.60 31.92 30.70 7.88 32.10 310 262 AVERAGE	Blank

Mode	16	
	Harmonic	
	2400-2483.5_802.11g_CH06_2437MHz	
ANT	6	
Pol.	Horizontal	Vertical
Peak Avg	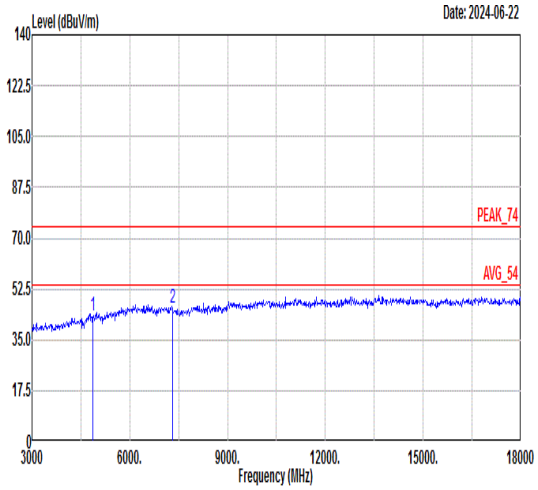 Freq Level Limit Line Margin Read Level Ant Factor Cable Loss Preamp Factor APos TPos Remark MHz dBuV/m dBuV/m dB dBuV dB/m dB dB cm deg 1 4874.00 43.47 74.00 -30.53 63.72 35.90 8.72 64.87 --- --- Peak 2 7311.00 45.73 74.00 -28.27 63.53 36.88 10.18 64.86 --- --- Peak	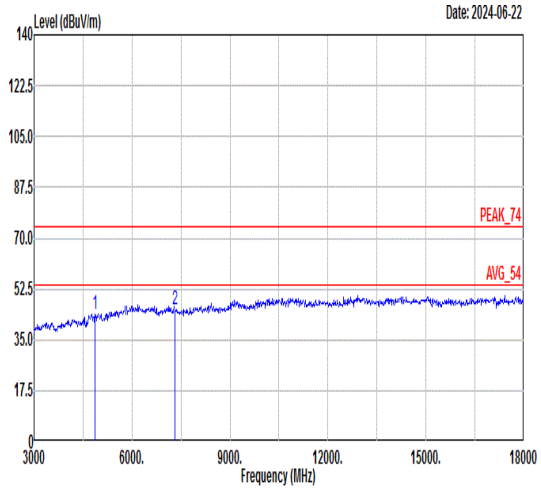 Freq Level Limit Line Margin Read Level Ant Factor Cable Loss Preamp Factor APos TPos Remark MHz dBuV/m dBuV/m dB dBuV dB/m dB dB cm deg 1 4874.00 43.72 74.00 -30.28 63.97 35.90 8.72 64.87 --- --- Peak 2 7311.00 45.30 74.00 -28.70 63.10 36.88 10.18 64.86 --- --- Peak

Mode	17	
	Band Edge	
	2400-2483.5_802.11g_CH11_2462MHz	
ANT	6	
Pol.	Horizontal	Fundamental
Peak	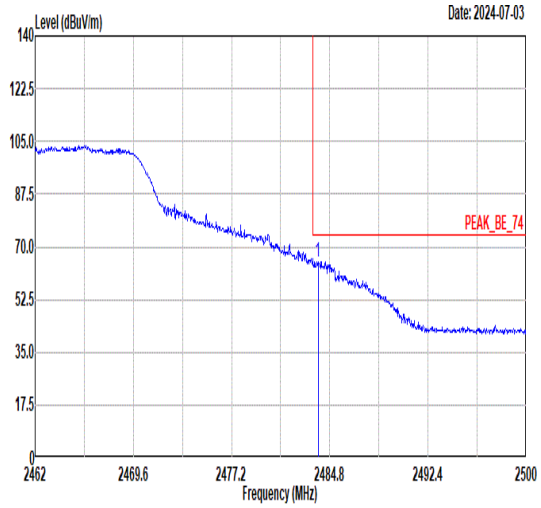 Freq Level Limit Line Margin Read Level Ant Factor Cable Loss Preamp Factor APos TPos Remark MHz dBuV/m dBuV/m dB dBuV dB/m dB dB cm deg 1 2483.89 65.22 74.00 -8.78 62.65 30.70 5.46 33.59 134 277 PEAK	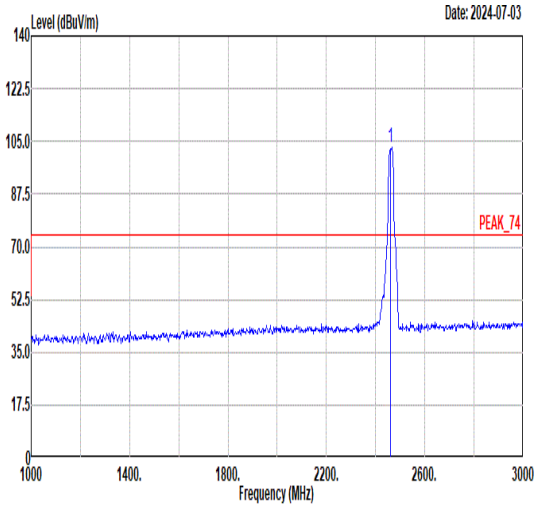 Freq Level Limit Line Margin Read Level Ant Factor Cable Loss Preamp Factor APos TPos Remark MHz dBuV/m dBuV/m dB dBuV dB/m dB dB cm deg 1 2462.00 103.14 ------ ------ 100.57 30.71 5.44 33.58 134 277 PEAK
Avg	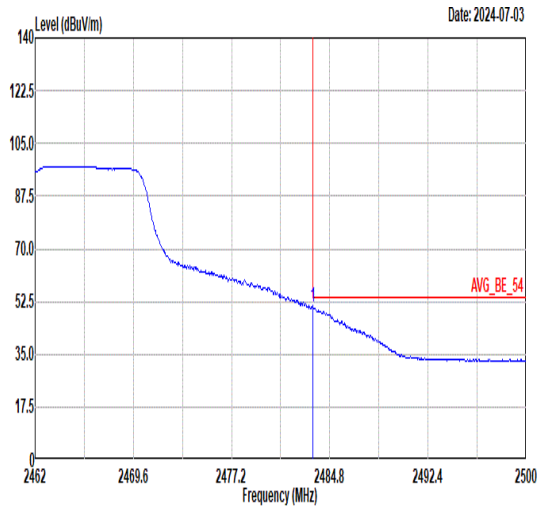 Freq Level Limit Line Margin Read Level Ant Factor Cable Loss Preamp Factor APos TPos Remark MHz dBuV/m dBuV/m dB dBuV dB/m dB dB cm deg 1 2483.51 50.62 54.00 -3.38 48.05 30.70 5.46 33.59 134 277 AVERAGE	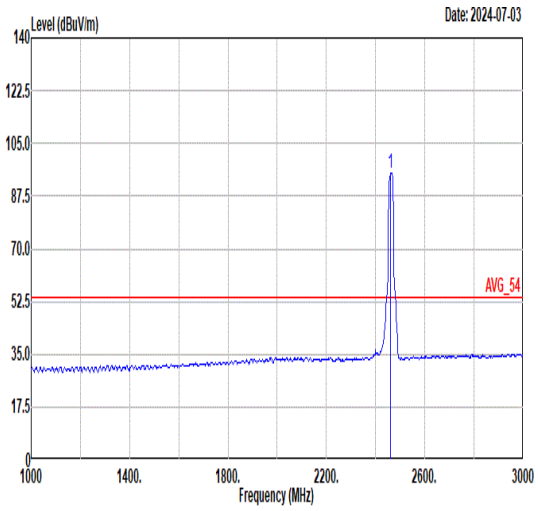 Freq Level Limit Line Margin Read Level Ant Factor Cable Loss Preamp Factor APos TPos Remark MHz dBuV/m dBuV/m dB dBuV dB/m dB dB cm deg 1 2462.00 95.07 ------ ------ 92.50 30.71 5.44 33.58 134 277 AVERAGE

Mode	17	
	Band Edge	
	2400-2483.5_802.11g_CH11_2462MHz	
ANT	6	
Pol.	Vertical	Fundamental
Peak	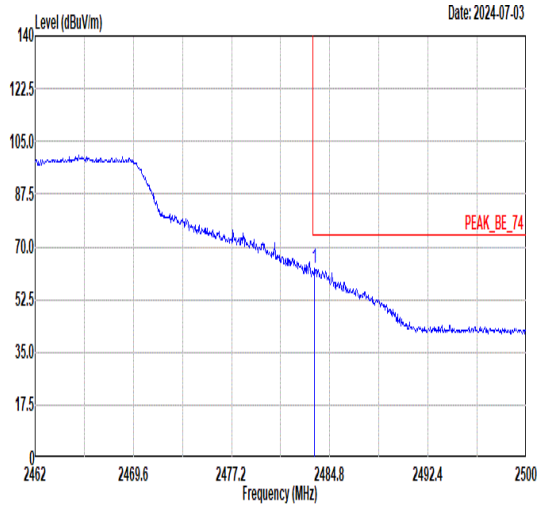 Freq Level Limit Line Margin Read Level Ant Factor Cable Loss Preamp Factor APos TPos Remark MHz dBuV/m dBuV/m dB dBuV dB/m dB dB cm deg 1 2483.62 63.00 74.00 -11.00 60.43 30.70 5.46 33.59 367 235 PEAK	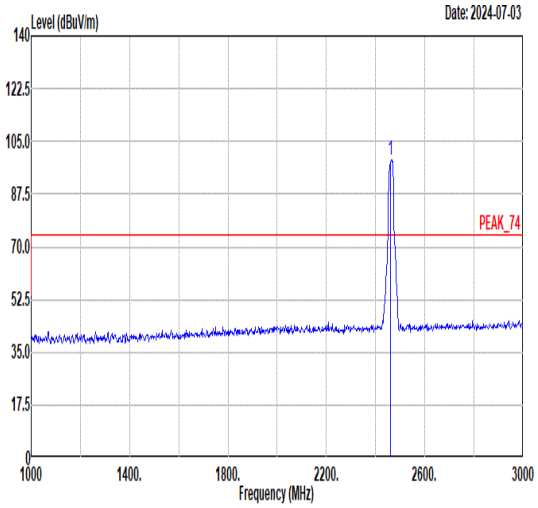 Freq Level Limit Line Margin Read Level Ant Factor Cable Loss Preamp Factor APos TPos Remark MHz dBuV/m dBuV/m dB dBuV dB/m dB dB cm deg 1 2462.00 99.05 ------ ------ 96.48 30.71 5.44 33.58 367 235 PEAK
Avg	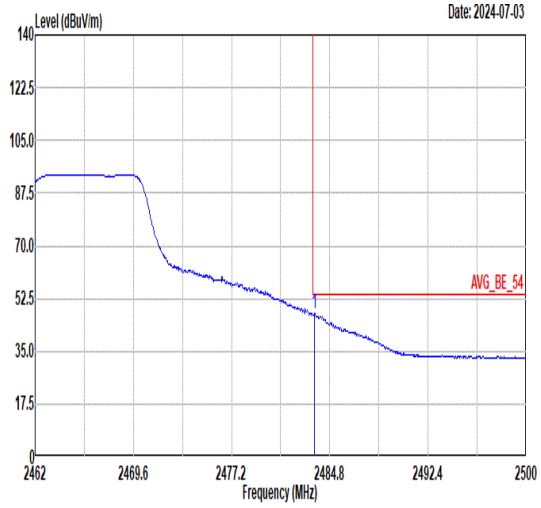 Freq Level Limit Line Margin Read Level Ant Factor Cable Loss Preamp Factor APos TPos Remark MHz dBuV/m dBuV/m dB dBuV dB/m dB dB cm deg 1 2483.62 47.44 54.00 -6.56 44.87 30.70 5.46 33.59 367 235 AVERAGE	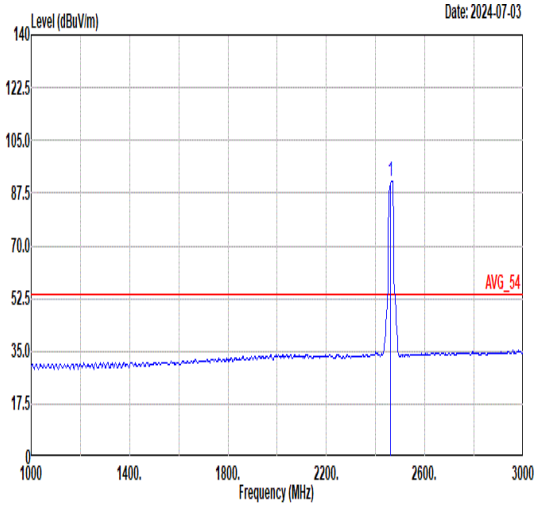 Freq Level Limit Line Margin Read Level Ant Factor Cable Loss Preamp Factor APos TPos Remark MHz dBuV/m dBuV/m dB dBuV dB/m dB dB cm deg 1 2462.00 91.62 ------ ------ 89.05 30.71 5.44 33.58 367 235 AVERAGE

Mode	17	
	Harmonic	
	2400-2483.5_802.11g_CH11_2462MHz	
ANT	6	
Pol.	Horizontal	Vertical
Peak Avg	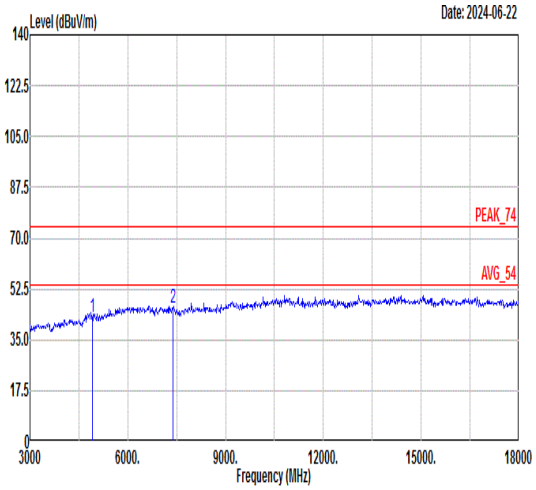 Freq Level Limit Line Margin Read Level Ant Factor Cable Loss Preamp Factor APos TPos Remark MHz dBuV/m dBuV/m dB dBuV dB/m dB dB cm deg 1 4924.00 42.64 74.00 -31.36 62.94 36.02 8.57 64.89 --- --- Peak 2 7386.00 45.75 74.00 -28.25 63.58 36.85 10.18 64.86 --- --- Peak	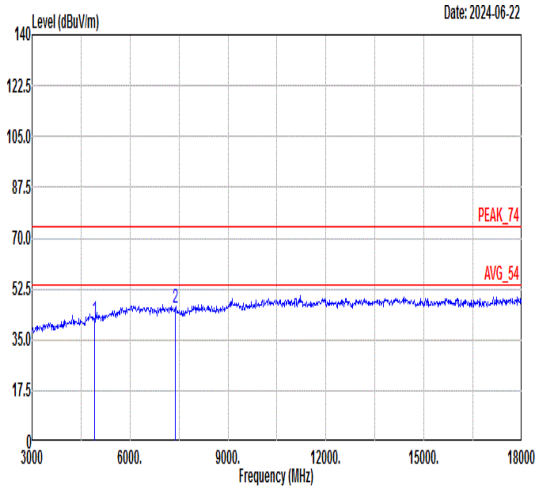 Freq Level Limit Line Margin Read Level Ant Factor Cable Loss Preamp Factor APos TPos Remark MHz dBuV/m dBuV/m dB dBuV dB/m dB dB cm deg 1 4924.00 41.65 74.00 -32.35 61.95 36.02 8.57 64.89 --- --- Peak 2 7386.00 45.84 74.00 -28.16 63.67 36.85 10.18 64.86 --- --- Peak

Mode	18	
	Band Edge	
	2400-2483.5_802.11n HT20_CH01_2412MHz	
ANT	6	
Pol.	Horizontal	Fundamental
Peak	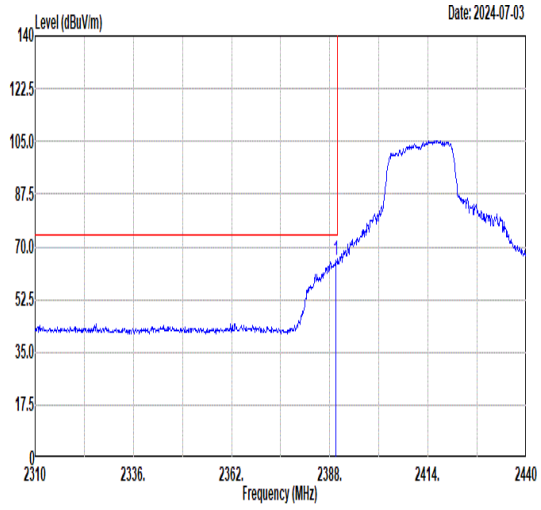 Freq Level Limit Line Margin Read Level Ant Factor Cable Loss Preamp Factor APos TPos Remark MHz dBuV/m dBuV/m dB dBuV dB/m dB dB cm deg 1 2389.69 65.31 74.00 -8.69 62.76 30.72 5.36 33.53 119 278 PEAK	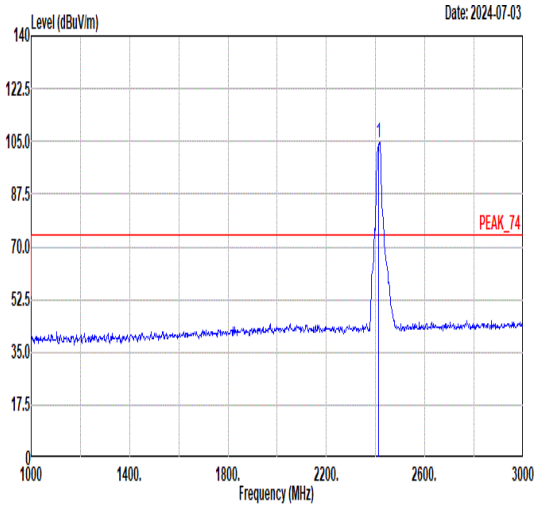 Freq Level Limit Line Margin Read Level Ant Factor Cable Loss Preamp Factor APos TPos Remark MHz dBuV/m dBuV/m dB dBuV dB/m dB dB cm deg 1 2412.00 104.81 ------ ------ 102.26 30.72 5.38 33.55 119 278 PEAK
Avg	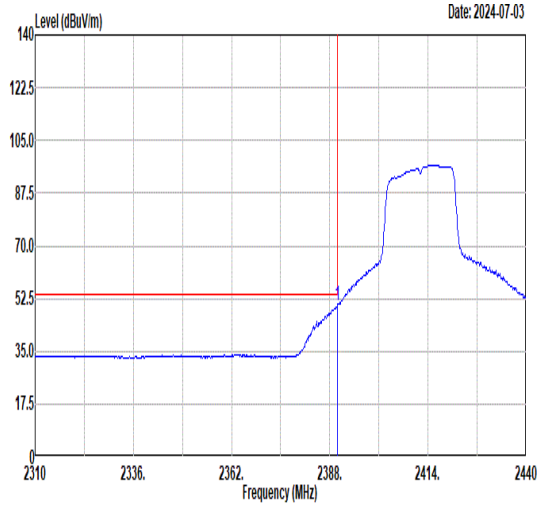 Freq Level Limit Line Margin Read Level Ant Factor Cable Loss Preamp Factor APos TPos Remark MHz dBuV/m dBuV/m dB dBuV dB/m dB dB cm deg 1 2389.95 50.34 54.00 -3.66 47.79 30.72 5.36 33.53 119 278 AVERAGE	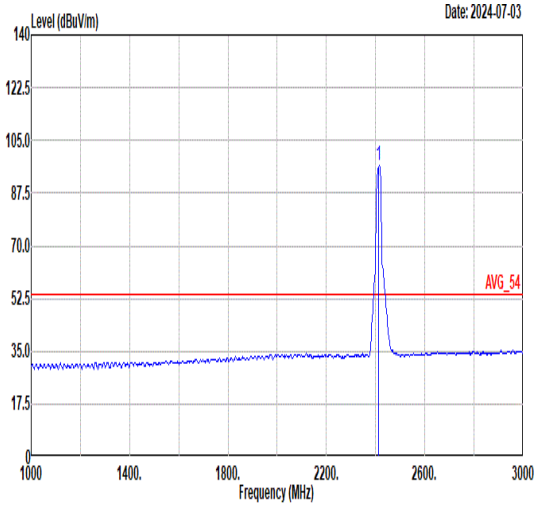 Freq Level Limit Line Margin Read Level Ant Factor Cable Loss Preamp Factor APos TPos Remark MHz dBuV/m dBuV/m dB dBuV dB/m dB dB cm deg 1 2412.00 96.64 ------ ------ 94.09 30.72 5.38 33.55 119 278 AVERAGE

Mode	18	
	Band Edge	
	2400-2483.5_802.11n HT20_CH01_2412MHz	
ANT	6	
Pol.	Vertical	Fundamental
Peak	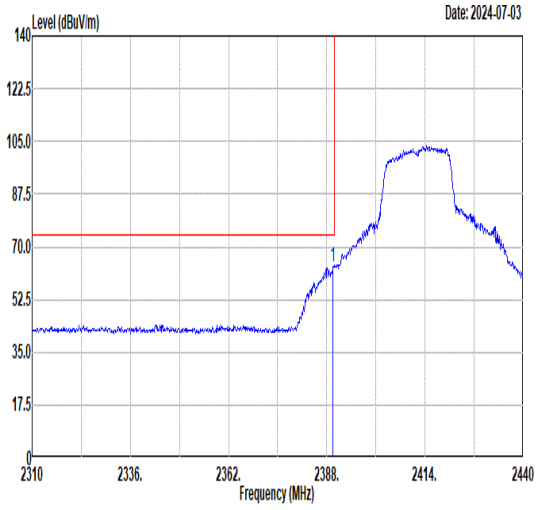 Freq Level Limit Line Margin Read Level Ant Factor Cable Loss Preamp Factor APos TPos Remark MHz dBuV/m dBuV/m dB dBuV dB/m dB dB cm deg 1 2389.69 63.55 74.00 -10.45 61.00 30.72 5.36 33.53 399 244 PEAK	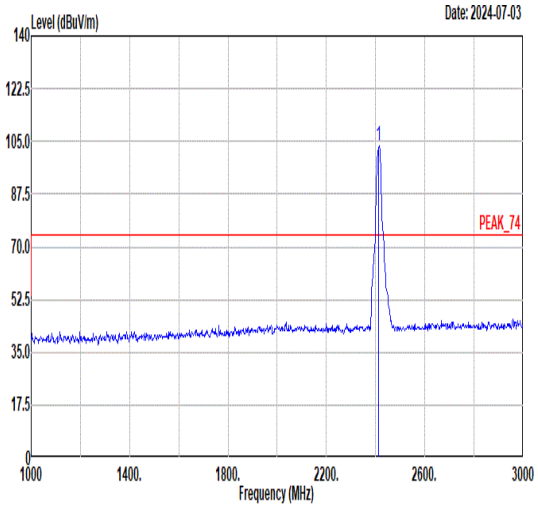 Freq Level Limit Line Margin Read Level Ant Factor Cable Loss Preamp Factor APos TPos Remark MHz dBuV/m dBuV/m dB dBuV dB/m dB dB cm deg 1 2412.00 103.72 ------ ------ 101.17 30.72 5.38 33.55 399 244 PEAK
Avg	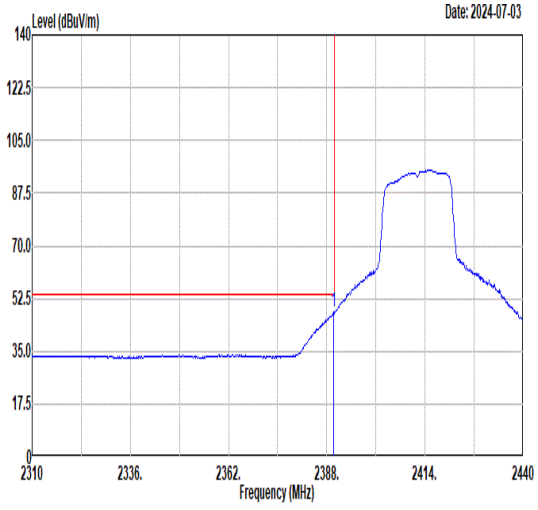 Freq Level Limit Line Margin Read Level Ant Factor Cable Loss Preamp Factor APos TPos Remark MHz dBuV/m dBuV/m dB dBuV dB/m dB dB cm deg 1 2389.82 47.82 54.00 -6.18 45.27 30.72 5.36 33.53 399 244 AVERAGE	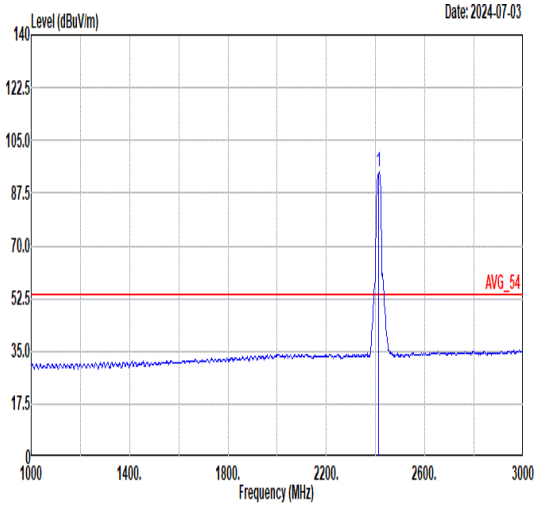 Freq Level Limit Line Margin Read Level Ant Factor Cable Loss Preamp Factor APos TPos Remark MHz dBuV/m dBuV/m dB dBuV dB/m dB dB cm deg 1 2412.00 94.41 ------ ------ 91.86 30.72 5.38 33.55 399 244 AVERAGE

Mode	18	
	Harmonic	
	2400-2483.5_802.11n HT20_CH01_2412MHz	
ANT	6	
Pol.	Horizontal	Vertical
Peak Avg	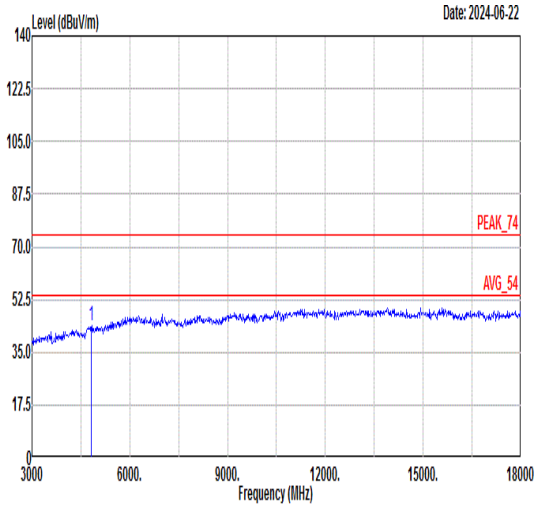 Freq Level Limit Line Margin Read Level Ant Factor Cable Loss Preamp Factor APos TPos Remark MHz dBuV/m dBuV/m dB dBuV dB/m dB dB cm deg 1 4824.00 43.79 74.00 -30.21 63.98 35.78 8.88 64.85 --- --- Peak	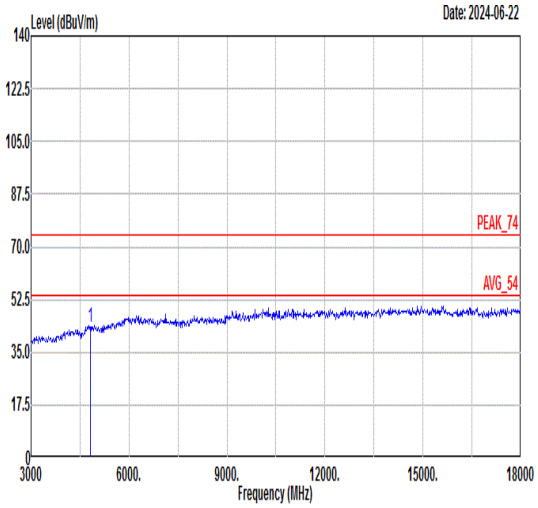 Freq Level Limit Line Margin Read Level Ant Factor Cable Loss Preamp Factor APos TPos Remark MHz dBuV/m dBuV/m dB dBuV dB/m dB dB cm deg 1 4824.00 43.45 74.00 -30.55 63.64 35.78 8.88 64.85 --- --- Peak

Mode	19	
	Band Edge - L	
	2400-2483.5_802.11n HT20_CH06_2437MHz	
ANT	6	
Pol.	Horizontal	Fundamental
Peak	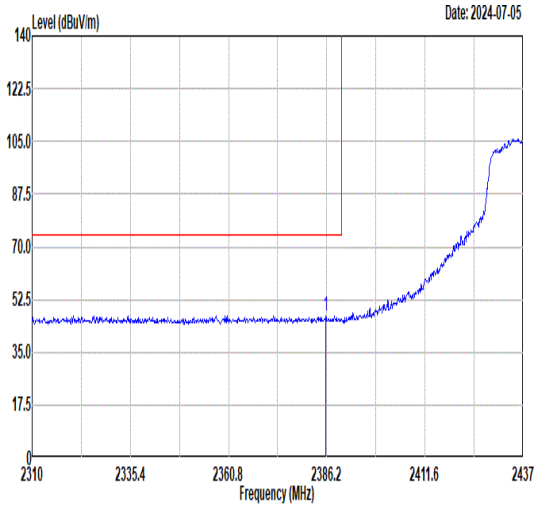 Freq Level Limit Line Margin Read Level Ant Factor Cable Loss Preamp Factor APos TPos Remark MHz dBuV/m dBuV/m dB dBuV dB/m dB dB cm deg 1 2385.95 47.13 74.00 -26.87 40.74 30.72 7.75 32.08 396 3 PEAK	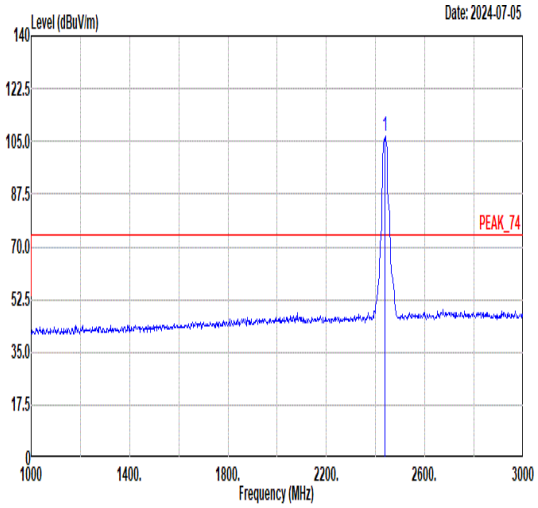 Freq Level Limit Line Margin Read Level Ant Factor Cable Loss Preamp Factor APos TPos Remark MHz dBuV/m dBuV/m dB dBuV dB/m dB dB cm deg 1 2437.00 106.55 ------ ------ 100.09 30.71 7.84 32.09 396 3 PEAK
Avg	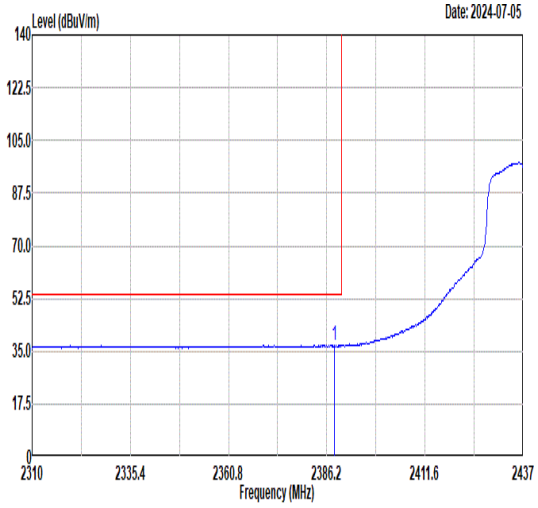 Freq Level Limit Line Margin Read Level Ant Factor Cable Loss Preamp Factor APos TPos Remark MHz dBuV/m dBuV/m dB dBuV dB/m dB dB cm deg 1 2388.11 36.98 54.00 -17.02 30.58 30.72 7.76 32.08 396 3 AVERAGE	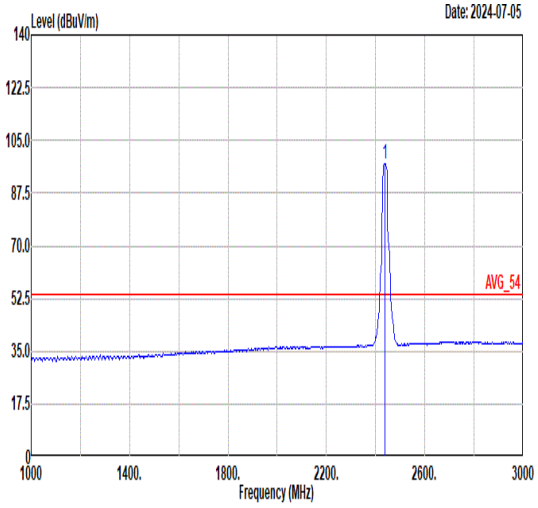 Freq Level Limit Line Margin Read Level Ant Factor Cable Loss Preamp Factor APos TPos Remark MHz dBuV/m dBuV/m dB dBuV dB/m dB dB cm deg 1 2437.00 97.44 ------ ------ 90.99 30.71 7.83 32.09 396 3 AVERAGE

Mode	19	
	Band Edge - R	
	2400-2483.5_802.11n HT20_CH06_2437MHz	
ANT	6	
Pol.	Horizontal	Fundamental
Peak	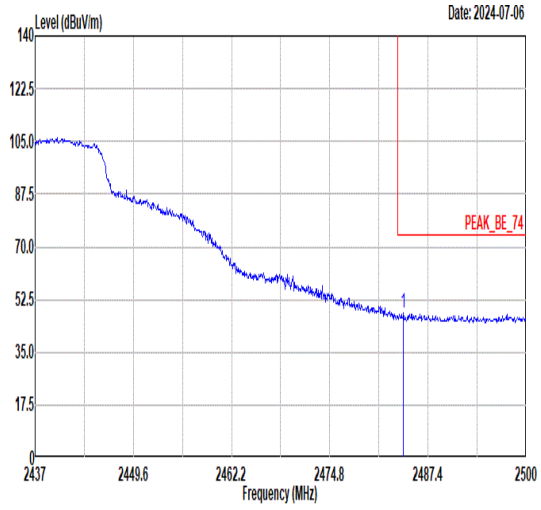 Freq Level Limit Line Margin Read Level Ant Factor Cable Loss Preamp Factor APos TPos Remark MHz dBuV/m dBuV/m dB dBuV dB/m dB dB cm deg 1 2484.25 48.15 74.00 -25.85 41.67 30.70 7.88 32.10 396 3 PEAK	Blank
Avg	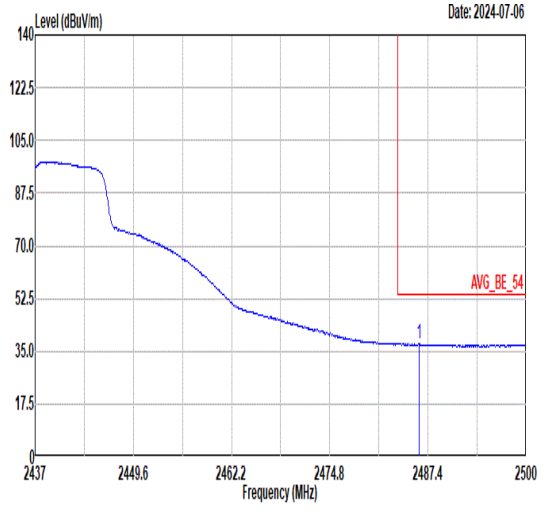 Freq Level Limit Line Margin Read Level Ant Factor Cable Loss Preamp Factor APos TPos Remark MHz dBuV/m dBuV/m dB dBuV dB/m dB dB cm deg 1 2486.27 37.45 54.00 -16.55 30.97 30.70 7.88 32.10 396 3 AVERAGE	Blank

Mode	19	
	Band Edge - L	
	2400-2483.5_802.11n HT20_CH06_2437MHz	
ANT	6	
Pol.	Vertical	Fundamental
Peak	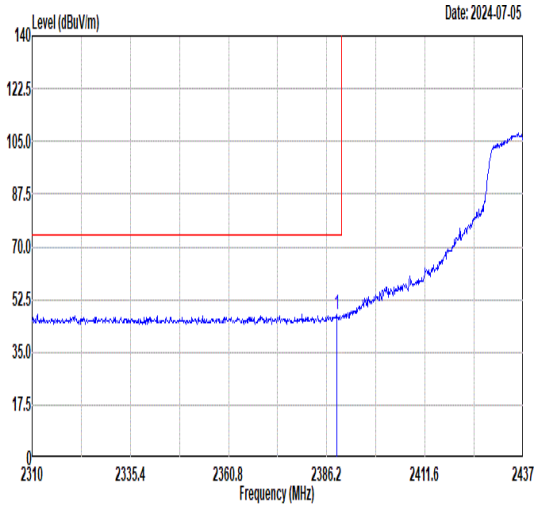 Freq Level Limit Line Margin Read Level Ant Factor Cable Loss Preamp Factor APos TPos Remark MHz dBuV/m dBuV/m dB dBuV dB/m dB dB cm deg 1 2388.74 47.60 74.00 -26.40 41.20 30.72 7.76 32.08 313 262 PEAK	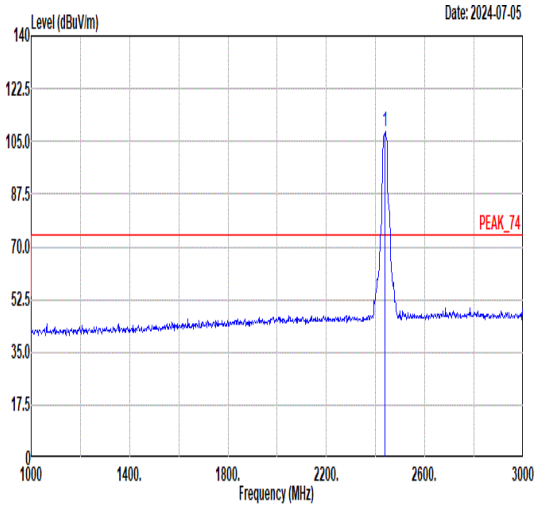 Freq Level Limit Line Margin Read Level Ant Factor Cable Loss Preamp Factor APos TPos Remark MHz dBuV/m dBuV/m dB dBuV dB/m dB dB cm deg 1 2437.00 108.11 ------ ------ 101.65 30.71 7.84 32.09 313 262 PEAK
Avg	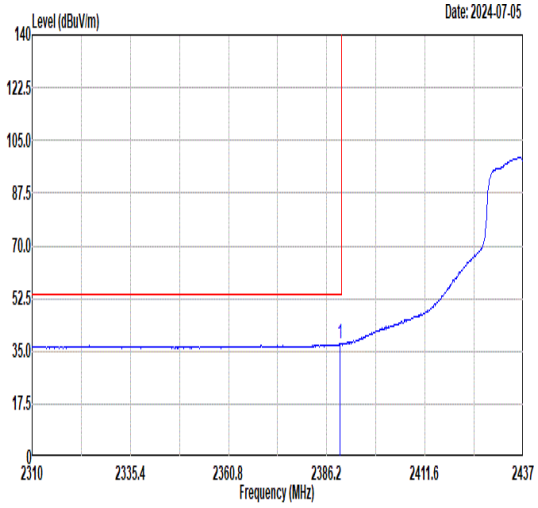 Freq Level Limit Line Margin Read Level Ant Factor Cable Loss Preamp Factor APos TPos Remark MHz dBuV/m dBuV/m dB dBuV dB/m dB dB cm deg 1 2389.63 37.39 54.00 -16.61 30.99 30.72 7.76 32.08 313 262 AVERAGE	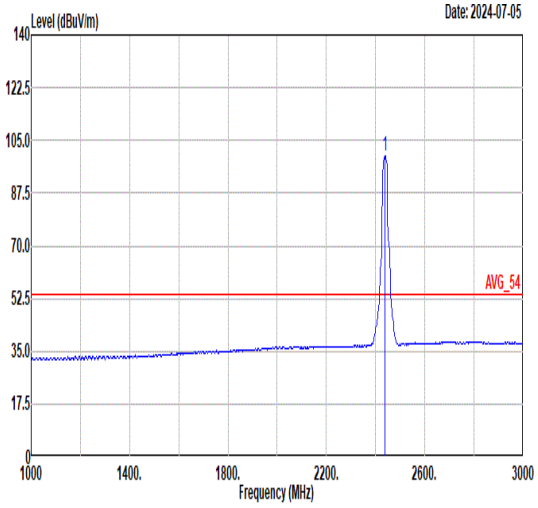 Freq Level Limit Line Margin Read Level Ant Factor Cable Loss Preamp Factor APos TPos Remark MHz dBuV/m dBuV/m dB dBuV dB/m dB dB cm deg 1 2437.00 99.88 ------ ------ 93.42 30.71 7.84 32.09 313 262 AVERAGE

Mode	19	
	Band Edge - R	
	2400-2483.5_802.11n HT20_CH06_2437MHz	
ANT	6	
Pol.	Vertical	Fundamental
Peak	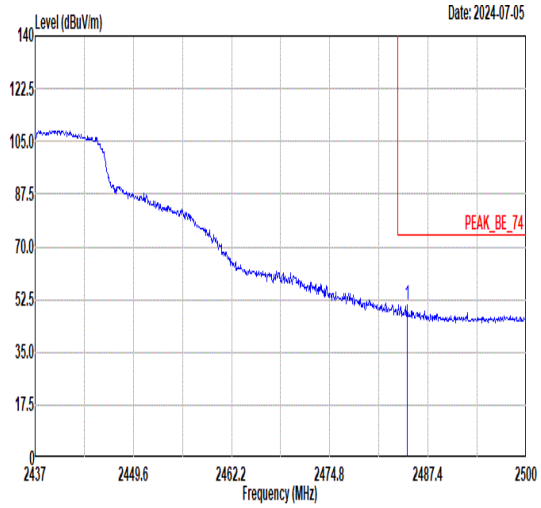 Freq Level Limit Line Margin Read Level Ant Factor Cable Loss Preamp Factor APos TPos Remark MHz dBuV/m dBuV/m dB dBuV dB/m dB dB cm deg 1 2484.69 50.61 74.00 -23.39 44.13 30.70 7.88 32.10 313 262 PEAK	Blank
Avg	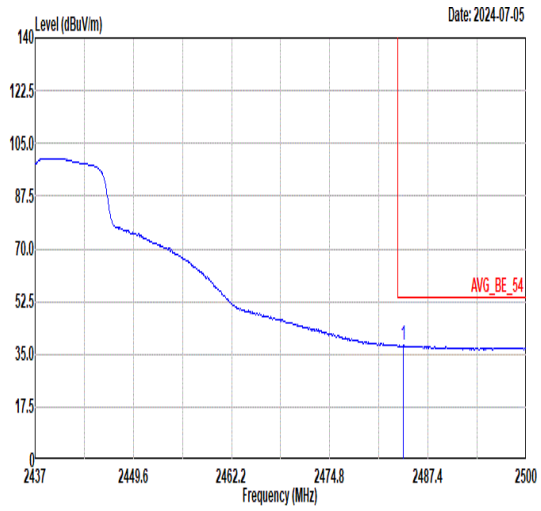 Freq Level Limit Line Margin Read Level Ant Factor Cable Loss Preamp Factor APos TPos Remark MHz dBuV/m dBuV/m dB dBuV dB/m dB dB cm deg 1 2484.25 37.81 54.00 -16.19 31.33 30.70 7.88 32.10 313 262 AVERAGE	Blank

Mode	19	
	Harmonic	
	2400-2483.5_802.11n HT20_CH06_2437MHz	
ANT	6	
Pol.	Horizontal	Vertical
Peak Avg	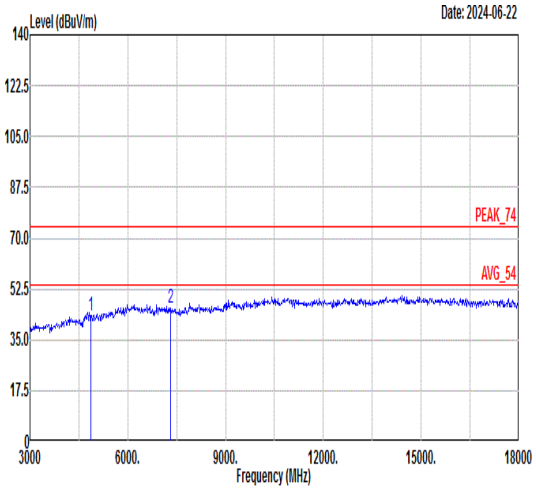 Freq Level Limit Line Margin Read Level Ant Factor Cable Loss Preamp Factor APos TPos Remark MHz dBuV/m dBuV/m dB dBuV dB/m dB dB cm deg 1 4874.00 43.47 74.00 -30.53 63.72 35.90 8.72 64.87 --- --- Peak 2 7311.00 46.22 74.00 -27.78 64.02 36.88 10.18 64.86 --- --- Peak	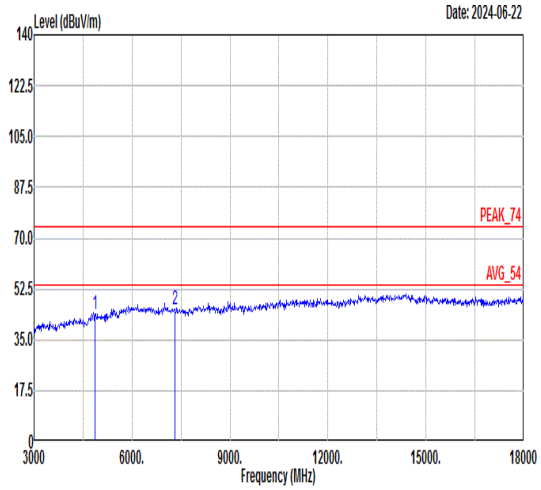 Freq Level Limit Line Margin Read Level Ant Factor Cable Loss Preamp Factor APos TPos Remark MHz dBuV/m dBuV/m dB dBuV dB/m dB dB cm deg 1 4874.00 43.78 74.00 -30.22 64.03 35.90 8.72 64.87 --- --- Peak 2 7311.00 45.65 74.00 -28.35 63.45 36.88 10.18 64.86 --- --- Peak

Mode	20	
	Band Edge	
	2400-2483.5_802.11n HT20_CH11_2462MHz	
ANT	6	
Pol.	Horizontal	Fundamental
Peak	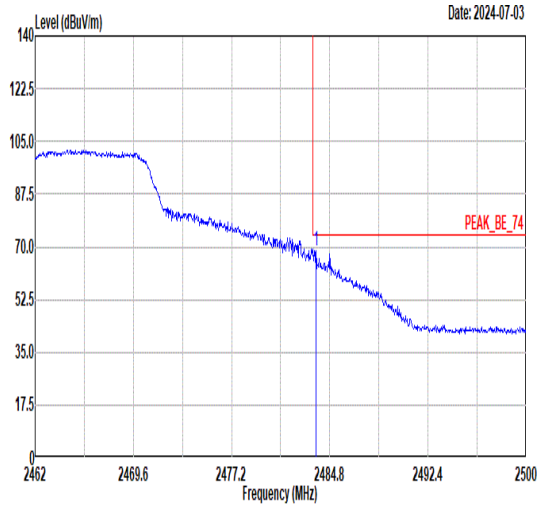 Freq Level Limit Line Margin Read Level Ant Factor Cable Loss Preamp Factor APos TPos Remark MHz dBuV/m dBuV/m dB dBuV dB/m dB dB cm deg 1 2483.74 68.94 74.00 -5.06 66.37 30.70 5.46 33.59 134 281 PEAK	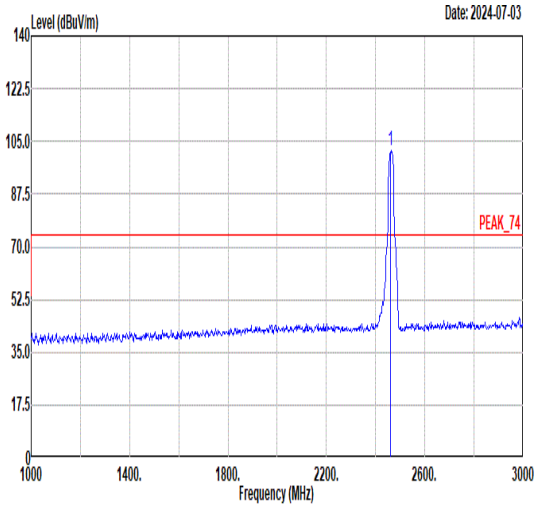 Freq Level Limit Line Margin Read Level Ant Factor Cable Loss Preamp Factor APos TPos Remark MHz dBuV/m dBuV/m dB dBuV dB/m dB dB cm deg 1 2462.00 101.77 ------ ------ 99.20 30.71 5.44 33.58 134 281 PEAK
Avg	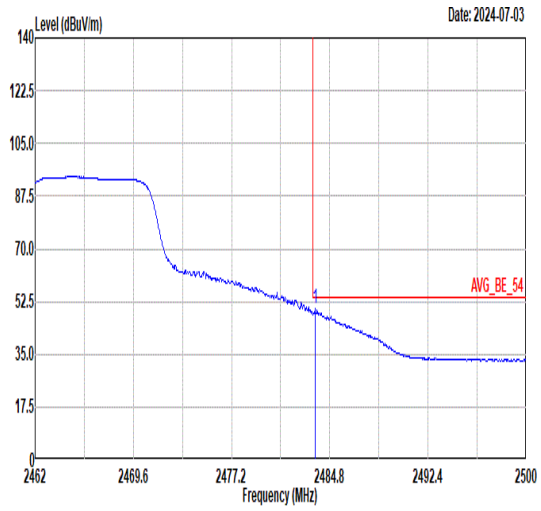 Freq Level Limit Line Margin Read Level Ant Factor Cable Loss Preamp Factor APos TPos Remark MHz dBuV/m dBuV/m dB dBuV dB/m dB dB cm deg 1 2483.66 49.92 54.00 -4.08 47.35 30.70 5.46 33.59 134 281 AVERAGE	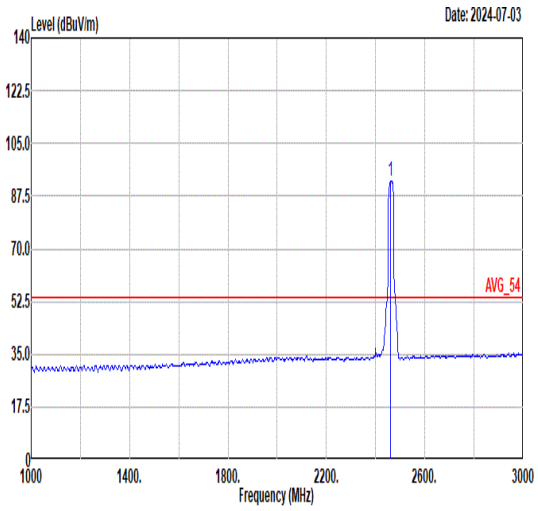 Freq Level Limit Line Margin Read Level Ant Factor Cable Loss Preamp Factor APos TPos Remark MHz dBuV/m dBuV/m dB dBuV dB/m dB dB cm deg 1 2462.00 92.65 ------ ------ 90.08 30.71 5.44 33.58 134 281 AVERAGE

Mode	20	
	Band Edge	
	2400-2483.5_802.11n HT20_CH11_2462MHz	
ANT	6	
Pol.	Vertical	Fundamental
Peak	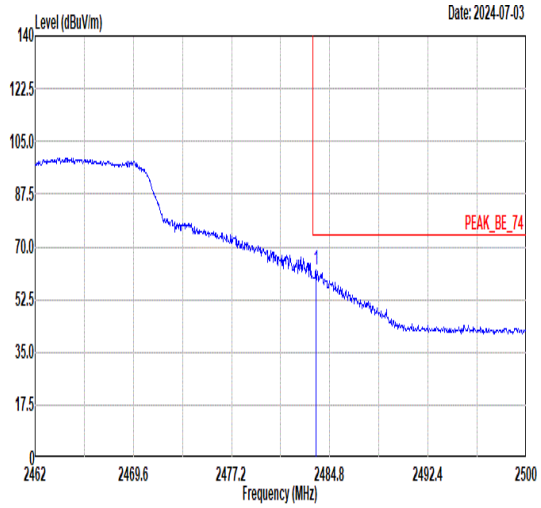 Freq Level Limit Line Margin Read Level Ant Factor Cable Loss Preamp Factor APos TPos Remark MHz dBuV/m dBuV/m dB dBuV dB/m dB dB cm deg 1 2483.74 62.37 74.00 -11.63 59.80 30.70 5.46 33.59 339 237 PEAK	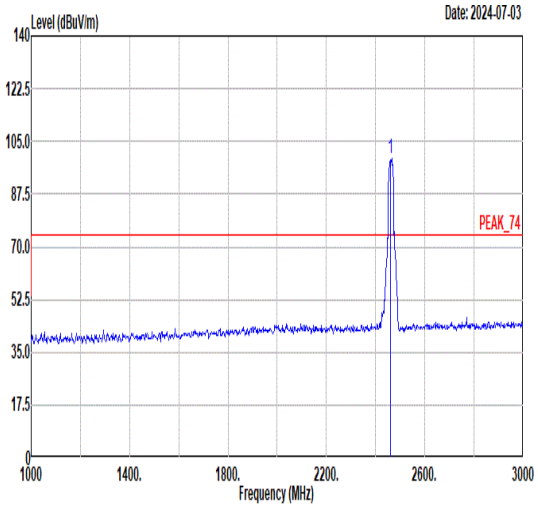 Freq Level Limit Line Margin Read Level Ant Factor Cable Loss Preamp Factor APos TPos Remark MHz dBuV/m dBuV/m dB dBuV dB/m dB dB cm deg 1 2462.00 99.09 ------ ------ 96.52 30.71 5.44 33.58 339 237 PEAK
Avg	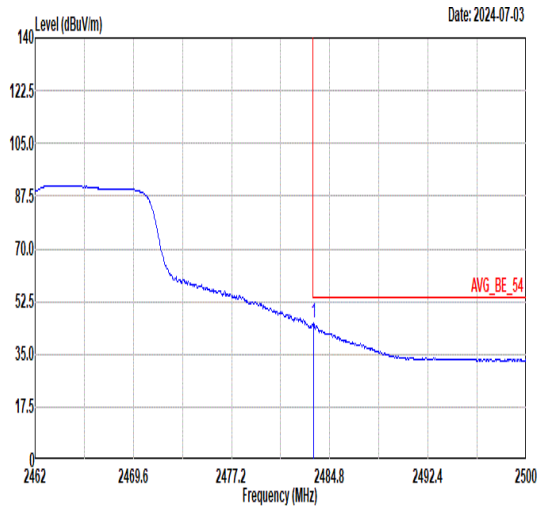 Freq Level Limit Line Margin Read Level Ant Factor Cable Loss Preamp Factor APos TPos Remark MHz dBuV/m dBuV/m dB dBuV dB/m dB dB cm deg 1 2483.55 45.23 54.00 -8.77 42.66 30.70 5.46 33.59 339 237 AVERAGE	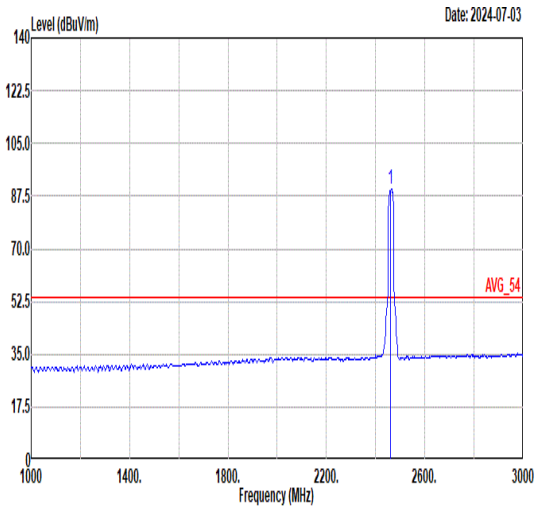 Freq Level Limit Line Margin Read Level Ant Factor Cable Loss Preamp Factor APos TPos Remark MHz dBuV/m dBuV/m dB dBuV dB/m dB dB cm deg 1 2462.00 89.76 ------ ------ 87.19 30.71 5.44 33.58 339 237 AVERAGE

Mode	20	
	Harmonic	
	2400-2483.5_802.11n HT20_CH11_2462MHz	
ANT	6	
Pol.	Horizontal	Vertical
Peak Avg	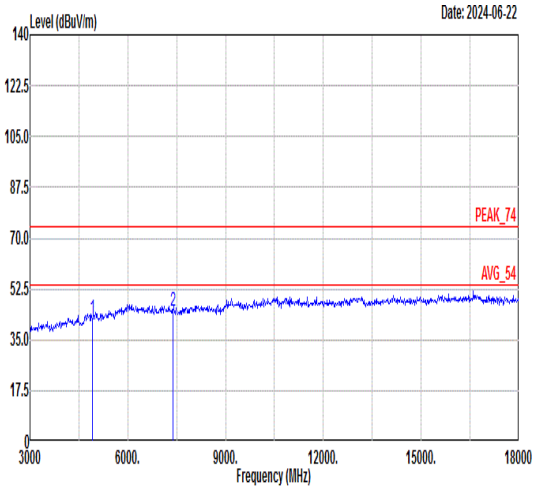 Freq Level Limit Line Margin Read Level Ant Factor Cable Loss Preamp Factor APos TPos Remark MHz dBuV/m dBuV/m dB dBuV dB/m dB dB cm deg 1 4924.00 42.19 74.00 -31.81 62.49 36.02 8.57 64.89 --- --- Peak 2 7386.00 44.65 74.00 -29.35 62.48 36.85 10.18 64.86 --- --- Peak	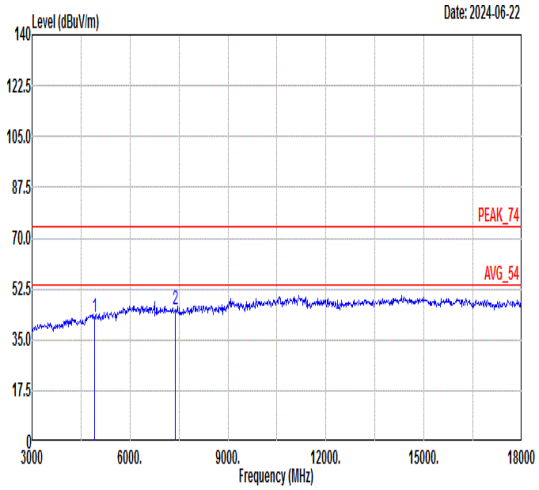 Freq Level Limit Line Margin Read Level Ant Factor Cable Loss Preamp Factor APos TPos Remark MHz dBuV/m dBuV/m dB dBuV dB/m dB dB cm deg 1 4924.00 42.53 74.00 -31.47 62.83 36.02 8.57 64.89 --- --- Peak 2 7386.00 45.22 74.00 -28.78 63.05 36.85 10.18 64.86 --- --- Peak

Mode	21	
	Band Edge - L	
	2400-2483.5_802.11n HT40_CH03_2422MHz	
ANT	6	
Pol.	Horizontal	Fundamental
Peak	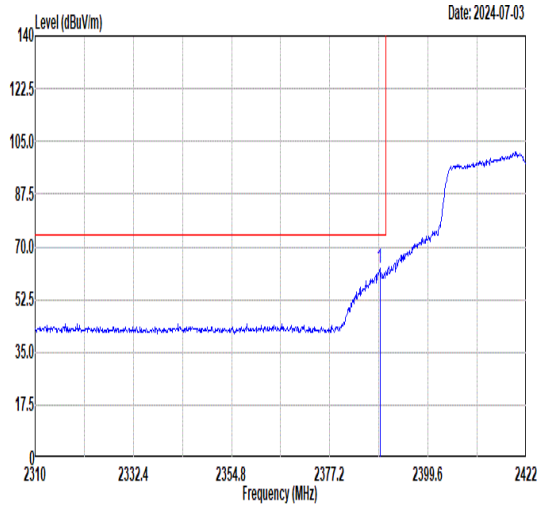 Freq Level Limit Line Margin Read Level Ant Factor Cable Loss Preamp Factor APos TPos Remark MHz dBuV/m dBuV/m dB dBuV dB/m dB dB cm deg 1 2388.62 62.73 74.00 -11.27 60.18 30.72 5.36 33.53 117 284 PEAK	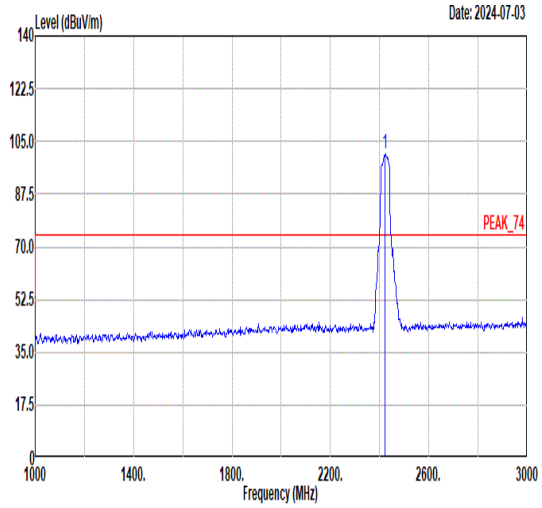 Freq Level Limit Line Margin Read Level Ant Factor Cable Loss Preamp Factor APos TPos Remark MHz dBuV/m dBuV/m dB dBuV dB/m dB dB cm deg 1 2422.00 101.07 ------ ------ 98.53 30.71 5.39 33.56 117 284 PEAK
Avg	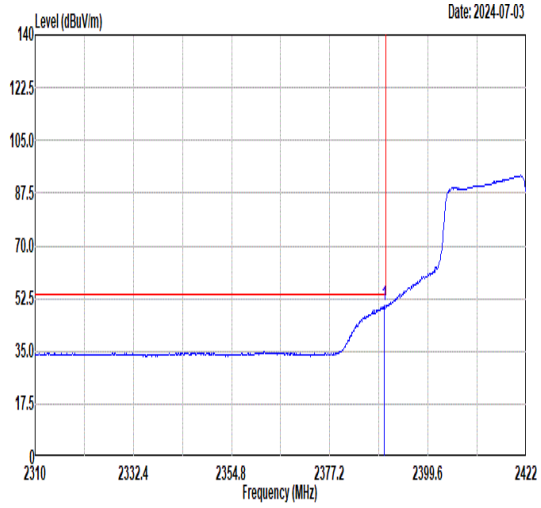 Freq Level Limit Line Margin Read Level Ant Factor Cable Loss Preamp Factor APos TPos Remark MHz dBuV/m dBuV/m dB dBuV dB/m dB dB cm deg 1 2389.63 49.95 54.00 -4.05 47.40 30.72 5.36 33.53 117 284 AVERAGE	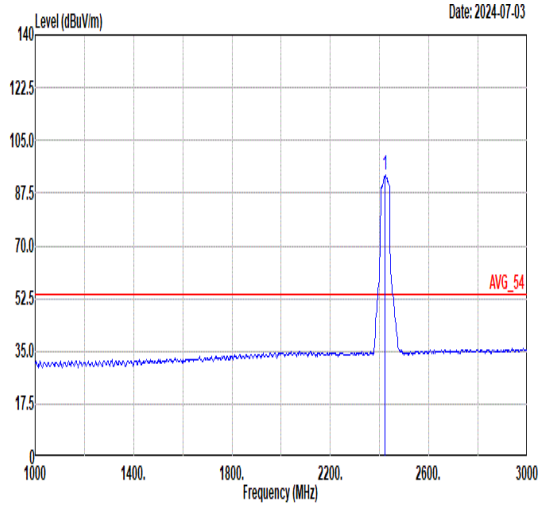 Freq Level Limit Line Margin Read Level Ant Factor Cable Loss Preamp Factor APos TPos Remark MHz dBuV/m dBuV/m dB dBuV dB/m dB dB cm deg 1 2422.00 93.51 ------ ------ 90.95 30.72 5.39 33.55 117 284 AVERAGE

Mode	21	
	Band Edge - R	
	2400-2483.5_802.11n HT40_CH03_2422MHz	
ANT	6	
Pol.	Horizontal	Fundamental
Peak	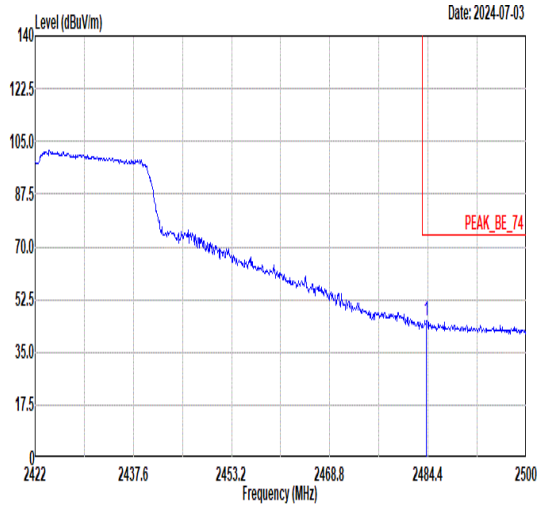 Freq Level Limit Line Margin Read Level Ant Factor Cable Loss Preamp Factor APos TPos Remark MHz dBuV/m dBuV/m dB dBuV dB/m dB dB cm deg 1 2484.17 45.48 74.00 -28.52 42.91 30.70 5.46 33.59 117 284 PEAK	Blank
Avg	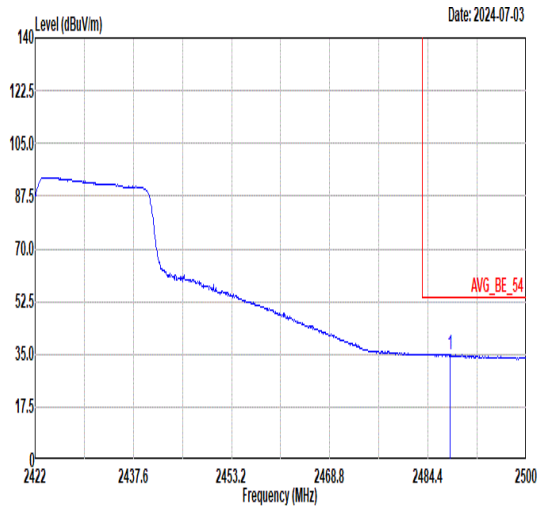 Freq Level Limit Line Margin Read Level Ant Factor Cable Loss Preamp Factor APos TPos Remark MHz dBuV/m dBuV/m dB dBuV dB/m dB dB cm deg 1 2487.91 35.06 54.00 -18.94 32.49 30.70 5.46 33.59 117 284 AVERAGE	Blank

Mode	21	
	Band Edge - L	
	2400-2483.5_802.11n HT40_CH03_2422MHz	
ANT	6	
Pol.	Vertical	Fundamental
Peak	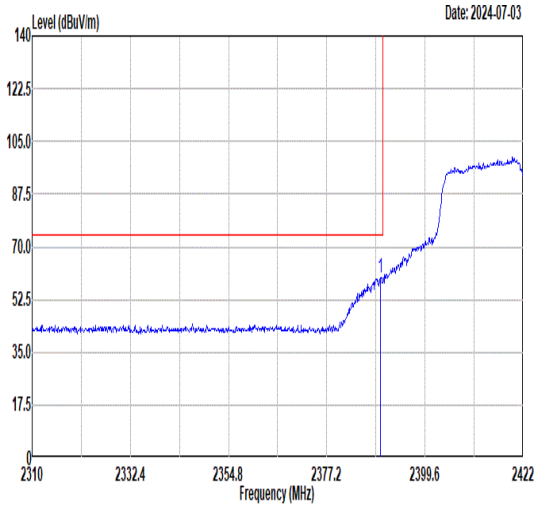 Freq Level Limit Line Margin Read Level Ant Factor Cable Loss Preamp Factor APos TPos Remark MHz dBuV/m dBuV/m dB dBuV dB/m dB dB cm deg 1 2389.41 59.70 74.00 -14.30 57.15 30.72 5.36 33.53 400 233 PEAK	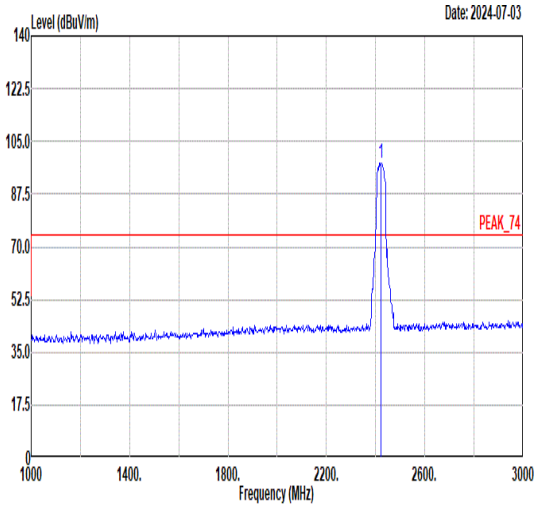 Freq Level Limit Line Margin Read Level Ant Factor Cable Loss Preamp Factor APos TPos Remark MHz dBuV/m dBuV/m dB dBuV dB/m dB dB cm deg 1 2422.00 97.99 ------ ------ 95.43 30.72 5.39 33.55 400 233 PEAK
Avg	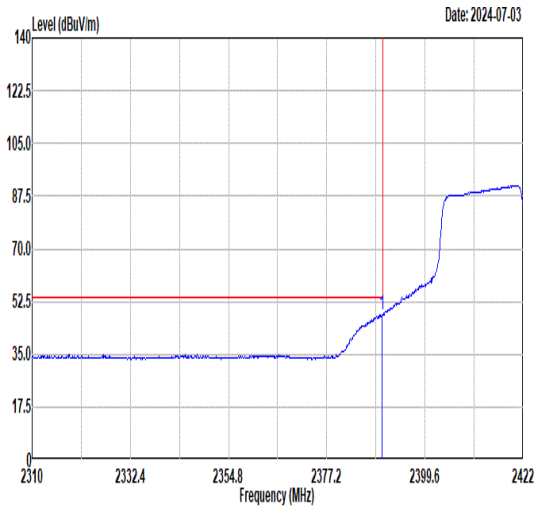 Freq Level Limit Line Margin Read Level Ant Factor Cable Loss Preamp Factor APos TPos Remark MHz dBuV/m dBuV/m dB dBuV dB/m dB dB cm deg 1 2389.74 47.97 54.00 -6.03 45.42 30.72 5.36 33.53 400 233 AVERAGE	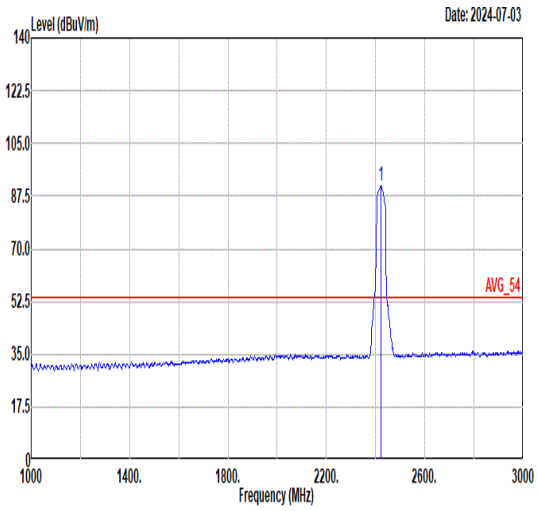 Freq Level Limit Line Margin Read Level Ant Factor Cable Loss Preamp Factor APos TPos Remark MHz dBuV/m dBuV/m dB dBuV dB/m dB dB cm deg 1 2422.00 90.75 ------ ------ 88.19 30.72 5.39 33.55 400 233 AVERAGE

Mode	21	
	Band Edge - R	
	2400-2483.5_802.11n HT40_CH03_2422MHz	
ANT	6	
Pol.	Vertical	Fundamental
Peak	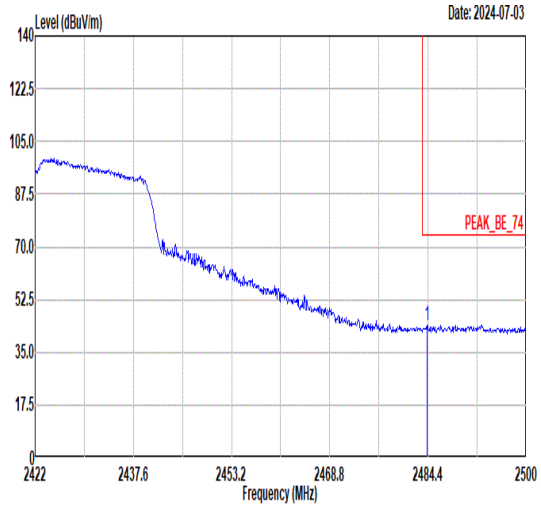 Limit Read Ant Cable Preamp APos TPos Freq Level Line Margin Level Factor Loss Factor Remark MHz dBuV/m dBuV/m dB dBuV dB/m dB dB cm deg 1 2484.24 44.01 74.00 -29.99 41.44 30.70 5.46 33.59 400 233 PEAK	Blank
Avg	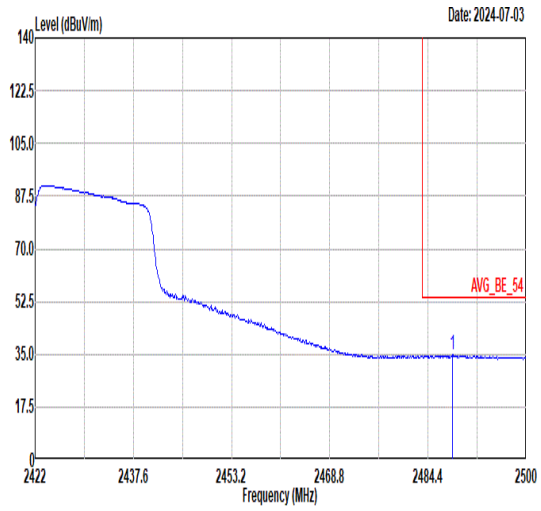 Limit Read Ant Cable Preamp APos TPos Freq Level Line Margin Level Factor Loss Factor Remark MHz dBuV/m dBuV/m dB dBuV dB/m dB dB cm deg 1 2488.30 34.79 54.00 -19.21 32.21 30.70 5.47 33.59 400 233 AVERAGE	Blank

Mode	21	
	Harmonic	
	2400-2483.5_802.11n HT40_CH03_2422MHz	
ANT	6	
Pol.	Horizontal	Vertical
Peak Avg	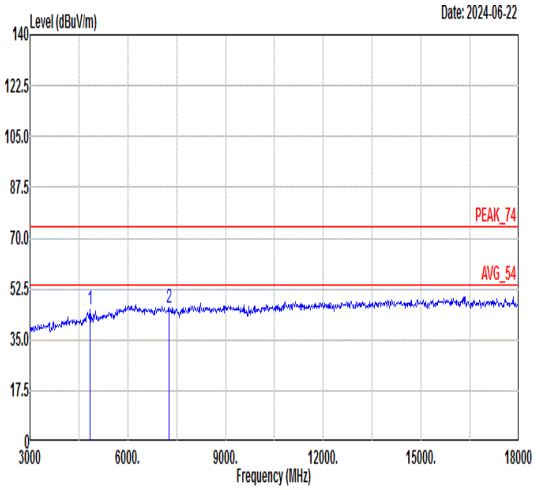 Freq Level Limit Line Margin Read Level Ant Factor Cable Loss Preamp Factor APos TPos Remark MHz dBuV/m dBuV/m dB dBuV dB/m dB dB cm deg 1 4844.00 45.29 74.00 -28.71 65.51 35.83 8.81 64.86 --- --- Peak 2 7266.00 46.11 74.00 -27.89 63.90 36.89 10.18 64.86 --- --- Peak	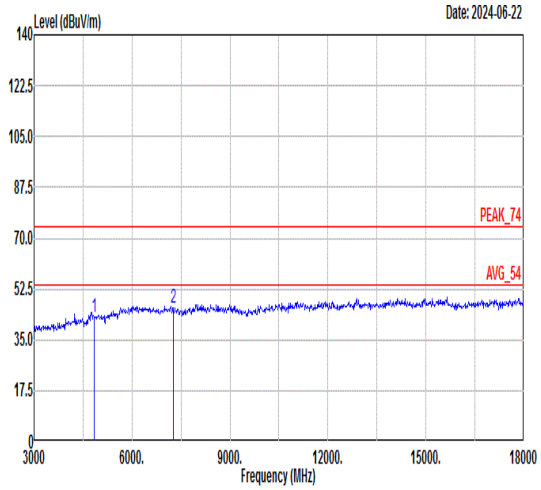 Freq Level Limit Line Margin Read Level Ant Factor Cable Loss Preamp Factor APos TPos Remark MHz dBuV/m dBuV/m dB dBuV dB/m dB dB cm deg 1 4844.00 42.92 74.00 -31.08 63.14 35.83 8.81 64.86 --- --- Peak 2 7266.00 45.79 74.00 -28.21 63.58 36.89 10.18 64.86 --- --- Peak

Mode	22	
	Band Edge - L	
	2400-2483.5_802.11n HT40_CH06_2437MHz	
ANT	6	
Pol.	Horizontal	Fundamental
Peak	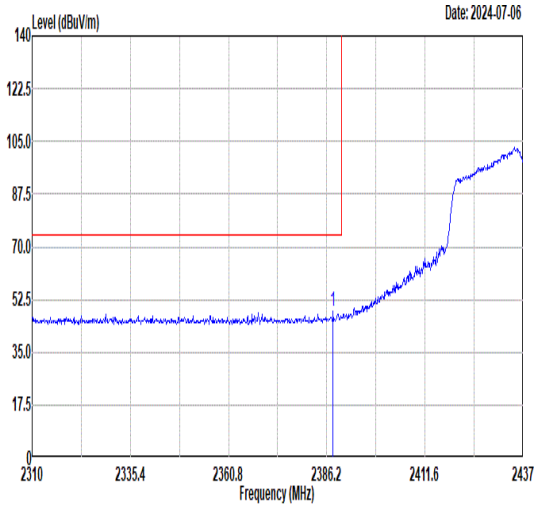 Freq Level Limit Line Margin Read Level Ant Factor Cable Loss Preamp Factor APos TPos Remark MHz dBuV/m dBuV/m dB dBuV dB/m dB dB cm deg 1 2387.85 48.37 74.00 -25.63 41.98 30.72 7.75 32.08 397 4 PEAK	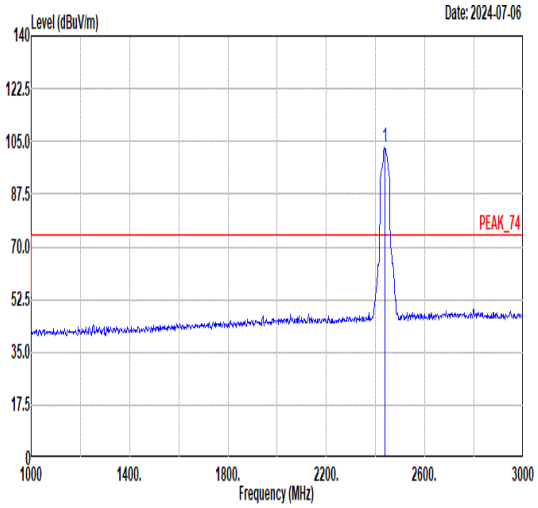 Freq Level Limit Line Margin Read Level Ant Factor Cable Loss Preamp Factor APos TPos Remark MHz dBuV/m dBuV/m dB dBuV dB/m dB dB cm deg 1 2437.00 102.78 ------ ------ 96.33 30.71 7.83 32.09 397 4 PEAK
Avg	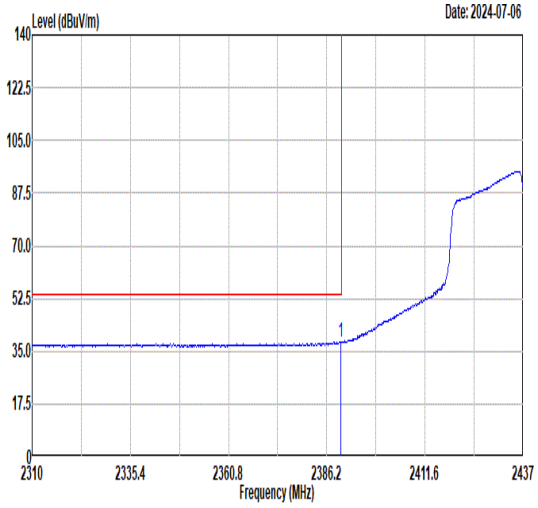 Freq Level Limit Line Margin Read Level Ant Factor Cable Loss Preamp Factor APos TPos Remark MHz dBuV/m dBuV/m dB dBuV dB/m dB dB cm deg 1 2389.76 38.11 54.00 -15.89 31.71 30.72 7.76 32.08 397 4 AVERAGE	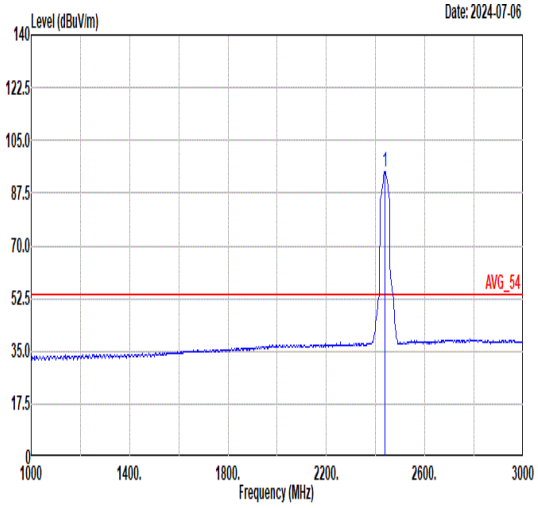 Freq Level Limit Line Margin Read Level Ant Factor Cable Loss Preamp Factor APos TPos Remark MHz dBuV/m dBuV/m dB dBuV dB/m dB dB cm deg 1 2437.00 94.75 ------ ------ 88.29 30.71 7.84 32.09 397 4 AVERAGE

Mode	22	
	Band Edge - R	
	2400-2483.5_802.11n HT40_CH06_2437MHz	
ANT	6	
Pol.	Horizontal	Fundamental
Peak	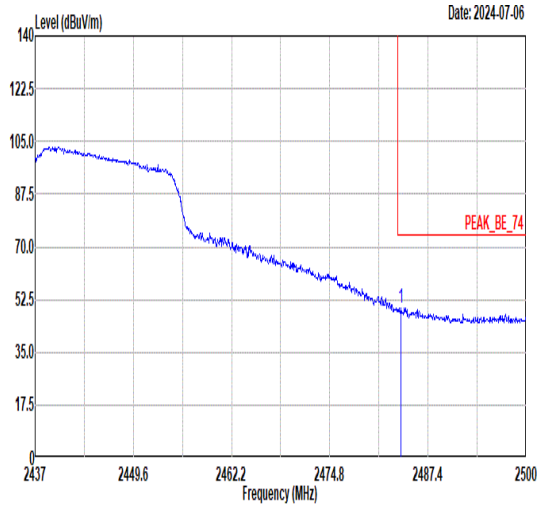 Freq Level Limit Line Margin Read Level Ant Factor Cable Loss Preamp Factor APos TPos Remark MHz dBuV/m dBuV/m dB dBuV dB/m dB dB cm deg 1 2483.94 49.91 74.00 -24.09 43.43 30.70 7.88 32.10 397 4 PEAK	Blank
Avg	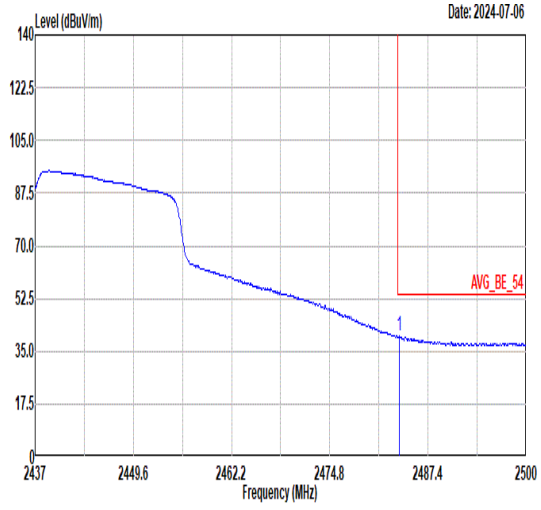 Freq Level Limit Line Margin Read Level Ant Factor Cable Loss Preamp Factor APos TPos Remark MHz dBuV/m dBuV/m dB dBuV dB/m dB dB cm deg 1 2483.68 39.89 54.00 -14.11 33.41 30.70 7.88 32.10 397 4 AVERAGE	Blank

Mode	22	
	Band Edge - L	
	2400-2483.5_802.11n HT40_CH06_2437MHz	
ANT	6	
Pol.	Vertical	Fundamental
Peak	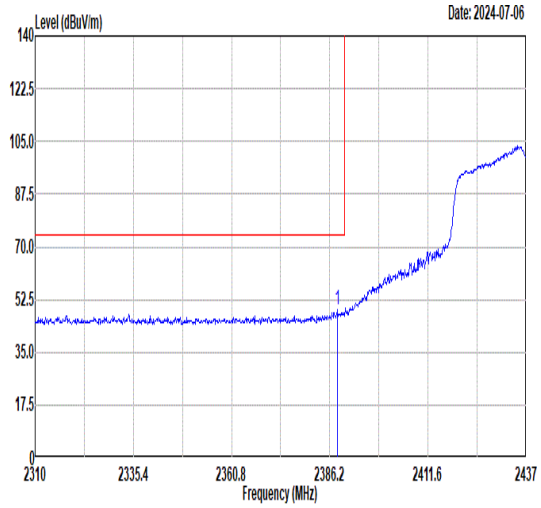 Freq Level Limit Line Margin Read Level Ant Factor Cable Loss Preamp Factor APos TPos Remark 1 2388.23 48.98 74.00 -25.02 42.58 30.72 7.76 32.08 308 262 PEAK	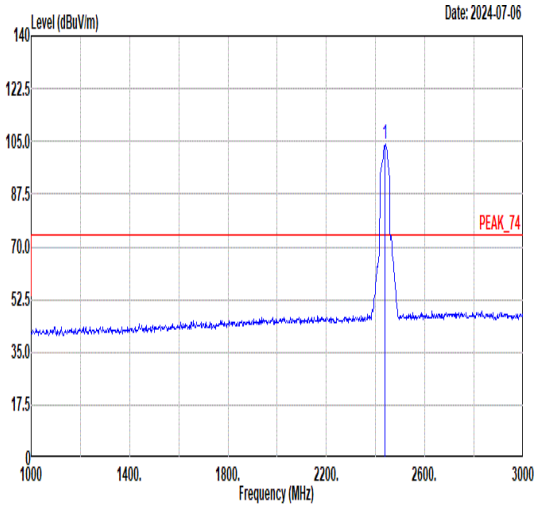 Freq Level Limit Line Margin Read Level Ant Factor Cable Loss Preamp Factor APos TPos Remark 1 2437.00 103.82 ------ ------ 97.36 30.71 7.84 32.09 308 262 PEAK
Avg	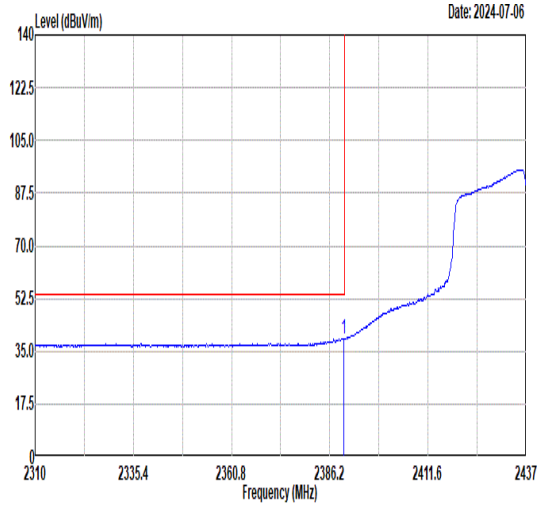 Freq Level Limit Line Margin Read Level Ant Factor Cable Loss Preamp Factor APos TPos Remark 1 2389.76 39.18 54.00 -14.82 32.78 30.72 7.76 32.08 308 262 AVERAGE	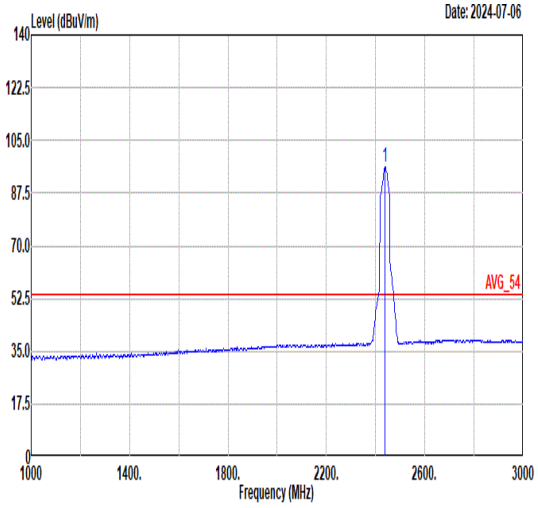 Freq Level Limit Line Margin Read Level Ant Factor Cable Loss Preamp Factor APos TPos Remark 1 2437.00 96.00 ------ ------ 89.54 30.71 7.84 32.09 308 262 AVERAGE

Mode	22	
	Band Edge - R	
	2400-2483.5_802.11n HT40_CH06_2437MHz	
ANT	6	
Pol.	Vertical	Fundamental
Peak	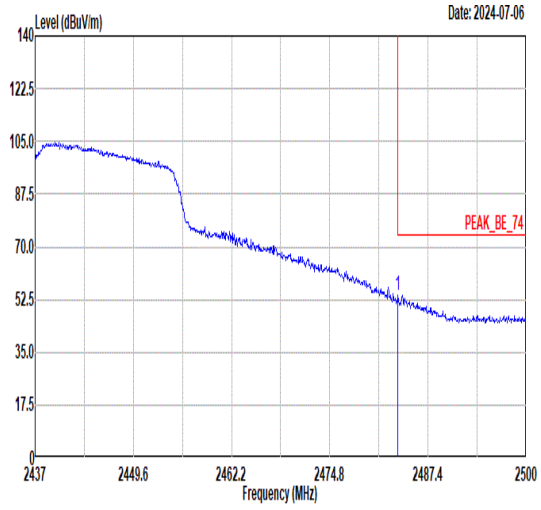 Limit Read Ant Cable Preamp APos TPos Freq Level Line Margin Level Factor Loss Factor Remark MHz dBuV/m dBuV/m dB dBuV dB/m dB dB cm deg 1 2483.56 54.01 74.00 -19.99 47.53 30.70 7.88 32.10 308 262 PEAK	Blank
Avg	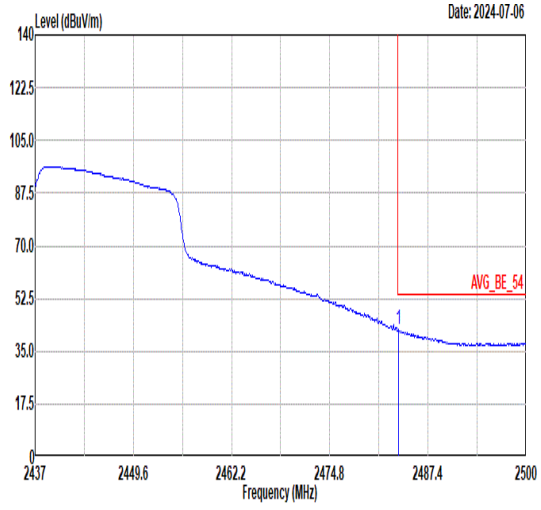 Limit Read Ant Cable Preamp APos TPos Freq Level Line Margin Level Factor Loss Factor Remark MHz dBuV/m dBuV/m dB dBuV dB/m dB dB cm deg 1 2483.62 42.03 54.00 -11.97 35.55 30.70 7.88 32.10 308 262 AVERAGE	Blank

Mode	22	
	Harmonic	
	2400-2483.5_802.11n HT40_CH06_2437MHz	
ANT	6	
Pol.	Horizontal	Vertical
Peak Avg	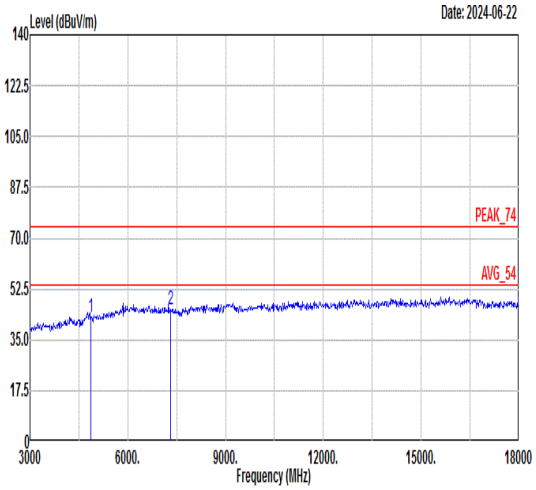 Freq Level Limit Line Margin Read Level Ant Factor Cable Loss Preamp Factor APos TPos Remark MHz dBuV/m dBuV/m dB dBuV dB/m dB dB cm deg 1 4874.00 43.03 74.00 -30.97 63.28 35.90 8.72 64.87 --- --- Peak 2 7311.00 45.41 74.00 -28.59 63.21 36.88 10.18 64.86 --- --- Peak	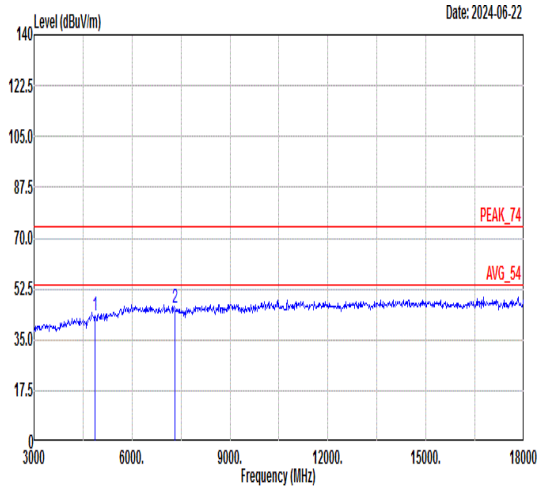 Freq Level Limit Line Margin Read Level Ant Factor Cable Loss Preamp Factor APos TPos Remark MHz dBuV/m dBuV/m dB dBuV dB/m dB dB cm deg 1 4874.00 43.20 74.00 -30.80 63.45 35.90 8.72 64.87 --- --- Peak 2 7311.00 45.72 74.00 -28.28 63.52 36.88 10.18 64.86 --- --- Peak

Mode	23	
	Band Edge - L	
	2400-2483.5_802.11n HT40_CH09_2452MHz	
ANT	6	
Pol.	Horizontal	Fundamental
Peak	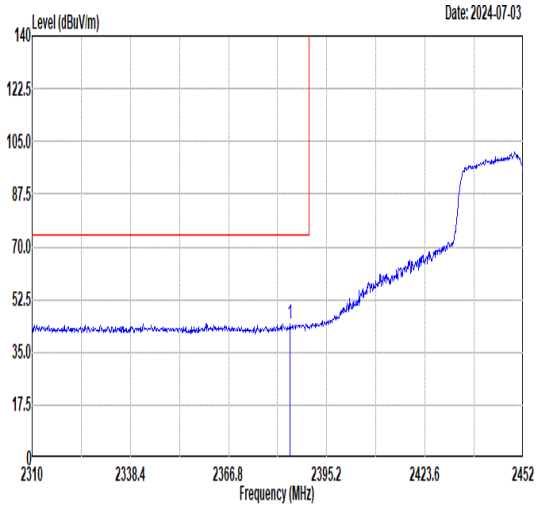 Freq Level Limit Line Margin Read Level Ant Factor Cable Loss Preamp Factor APos TPos Remark MHz dBuV/m dBuV/m dB dBuV dB/m dB dB cm deg 1 2384.55 44.59 74.00 -29.41 42.05 30.72 5.35 33.53 105 282 PEAK	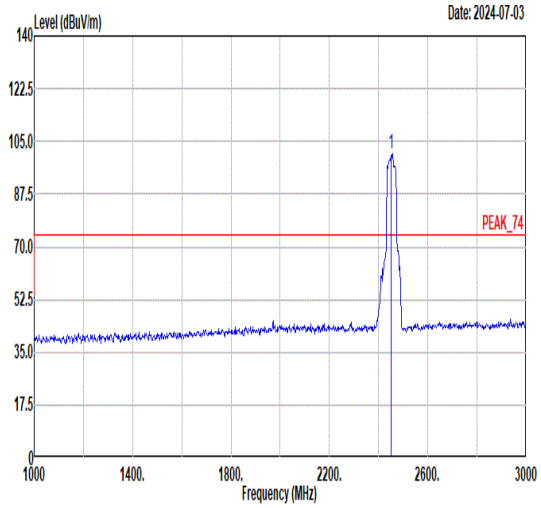 Freq Level Limit Line Margin Read Level Ant Factor Cable Loss Preamp Factor APos TPos Remark MHz dBuV/m dBuV/m dB dBuV dB/m dB dB cm deg 1 2452.00 101.03 ------ ------ 98.46 30.71 5.43 33.57 105 282 PEAK
Avg	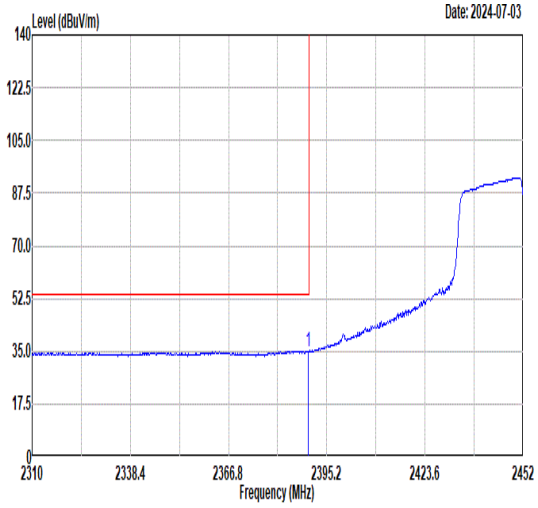 Freq Level Limit Line Margin Read Level Ant Factor Cable Loss Preamp Factor APos TPos Remark MHz dBuV/m dBuV/m dB dBuV dB/m dB dB cm deg 1 2389.95 35.12 54.00 -18.88 32.57 30.72 5.36 33.53 105 282 AVERAGE	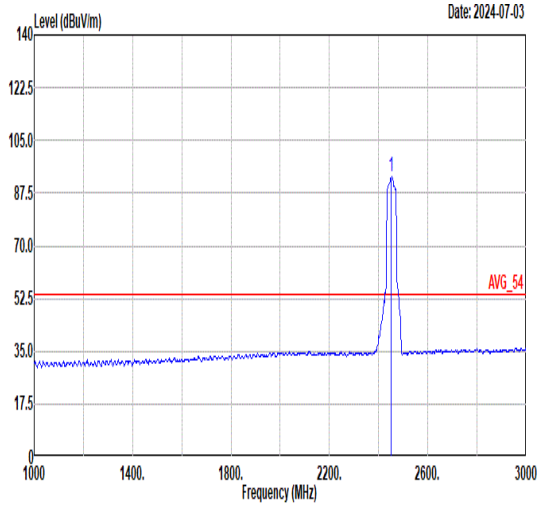 Freq Level Limit Line Margin Read Level Ant Factor Cable Loss Preamp Factor APos TPos Remark MHz dBuV/m dBuV/m dB dBuV dB/m dB dB cm deg 1 2452.00 92.81 ------ ------ 90.24 30.71 5.43 33.57 105 282 AVERAGE

Mode	23	
	Band Edge - R	
	2400-2483.5_802.11n HT40_CH09_2452MHz	
ANT	6	
Pol.	Horizontal	Fundamental
Peak	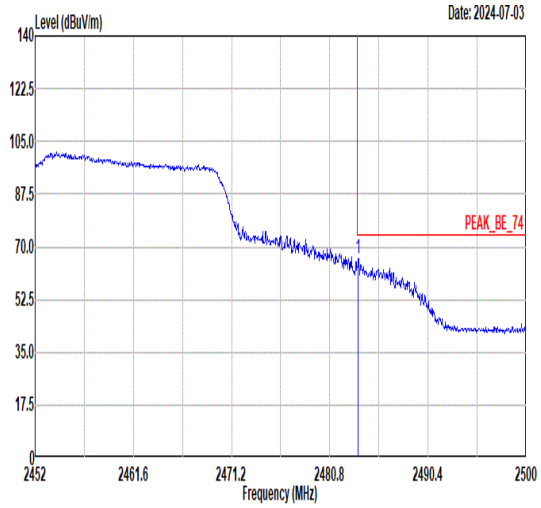 Freq Level Limit Line Margin Read Level Ant Factor Cable Loss Preamp Factor APos TPos Remark MHz dBuV/m dBuV/m dB dBuV dB/m dB dB cm deg 1 2483.58 65.94 74.00 -8.06 63.37 30.70 5.46 33.59 105 282 PEAK	Blank
Avg	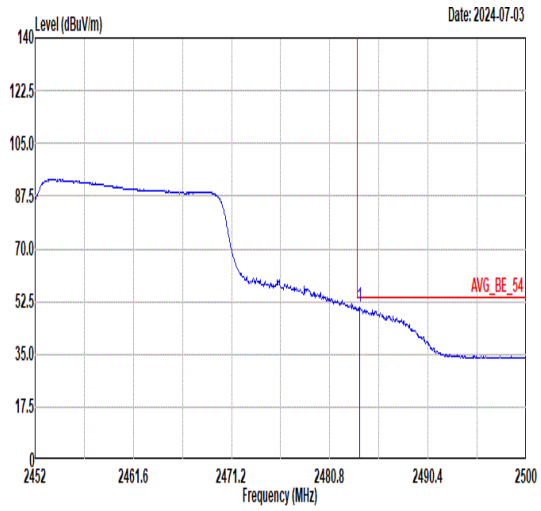 Freq Level Limit Line Margin Read Level Ant Factor Cable Loss Preamp Factor APos TPos Remark MHz dBuV/m dBuV/m dB dBuV dB/m dB dB cm deg 1 2483.73 50.56 54.00 -3.44 47.99 30.70 5.46 33.59 105 282 AVERAGE	Blank

Mode	23	
	Band Edge - L	
	2400-2483.5_802.11n HT40_CH09_2452MHz	
ANT	6	
Pol.	Vertical	Fundamental
Peak	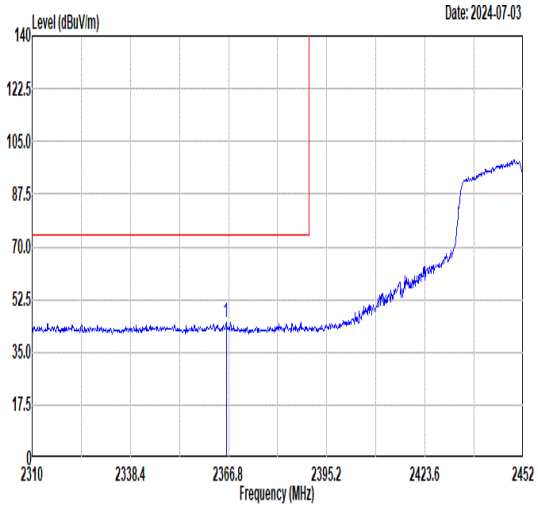 Freq Level Limit Line Margin Read Level Ant Factor Cable Loss Preamp Factor APos TPos Remark 1 2366.09 44.94 74.00 -29.06 42.39 30.73 5.34 33.52 378 235 PEAK	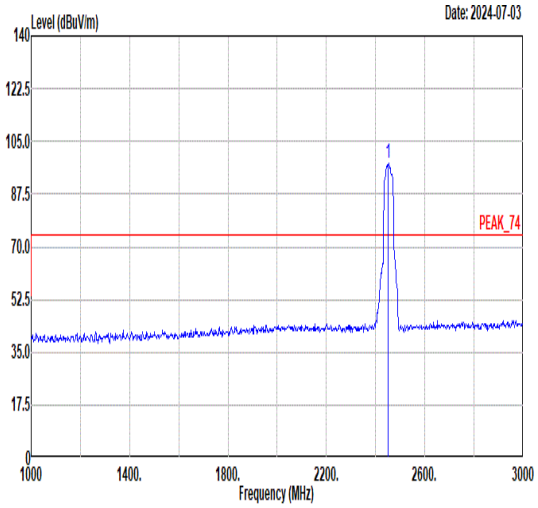 Freq Level Limit Line Margin Read Level Ant Factor Cable Loss Preamp Factor APos TPos Remark 1 2452.00 97.88 ------ ------ 95.31 30.71 5.43 33.57 378 235 PEAK
Avg	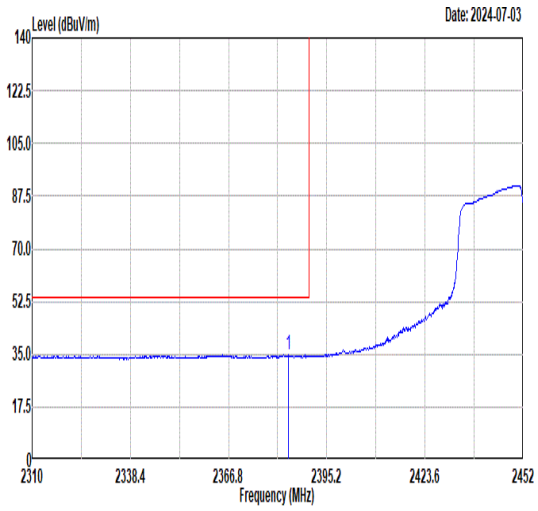 Freq Level Limit Line Margin Read Level Ant Factor Cable Loss Preamp Factor APos TPos Remark 1 2384.12 34.68 54.00 -19.32 32.14 30.72 5.35 33.53 378 235 AVERAGE	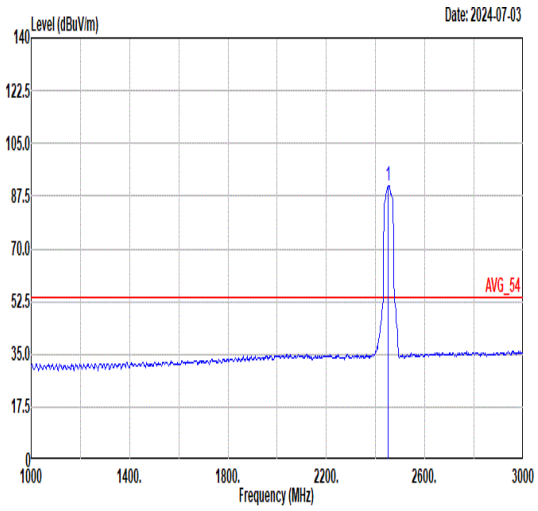 Freq Level Limit Line Margin Read Level Ant Factor Cable Loss Preamp Factor APos TPos Remark 1 2452.00 90.92 ------ ------ 88.35 30.71 5.43 33.57 378 235 AVERAGE

Mode	23	
	Band Edge - R	
	2400-2483.5_802.11n HT40_CH09_2452MHz	
ANT	6	
Pol.	Vertical	Fundamental
Peak	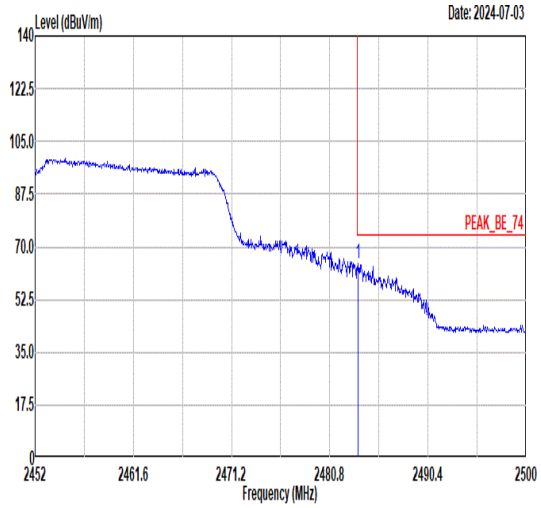 Freq Level Limit Line Margin Read Level Ant Factor Cable Loss Preamp Factor APos TPos Remark MHz dBuV/m dBuV/m dB dBuV dB/m dB dB cm deg 1 2483.54 64.38 74.00 -9.62 61.81 30.70 5.46 33.59 378 235 PEAK	Blank
Avg	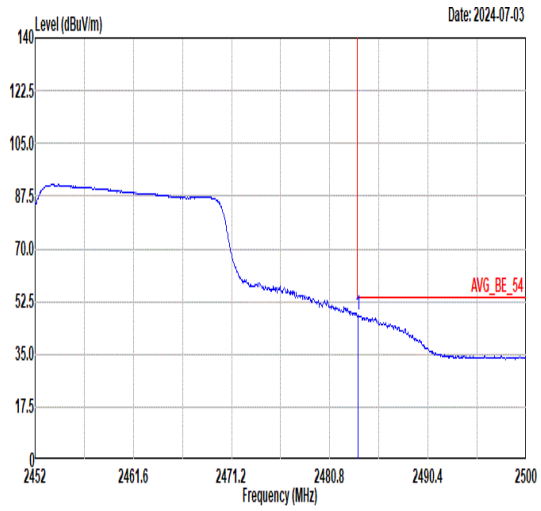 Freq Level Limit Line Margin Read Level Ant Factor Cable Loss Preamp Factor APos TPos Remark MHz dBuV/m dBuV/m dB dBuV dB/m dB dB cm deg 1 2483.54 47.97 54.00 -6.03 45.40 30.70 5.46 33.59 378 235 AVERAGE	Blank

Mode	23	
	Harmonic	
	2400-2483.5_802.11n HT40_CH09_2452MHz	
ANT	6	
Pol.	Horizontal	Vertical
Peak Avg	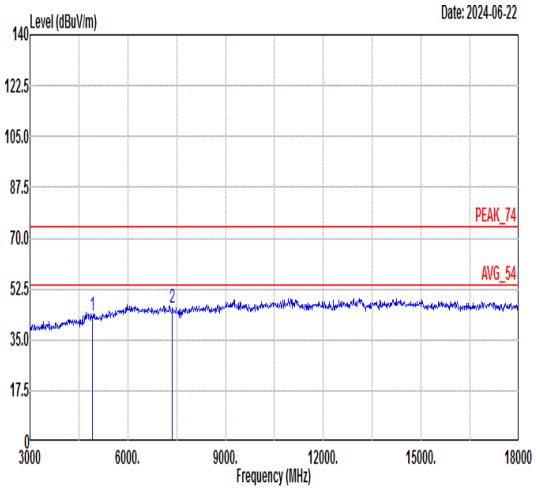 Freq Level Limit Line Margin Read Level Ant Factor Cable Loss Preamp Factor APos TPos Remark MHz dBuV/m dBuV/m dB dBuV dB/m dB dB cm deg 1 4904.00 43.29 74.00 -30.71 63.57 35.97 8.63 64.88 --- --- Peak 2 7356.00 45.71 74.00 -28.29 63.53 36.86 10.18 64.86 --- --- Peak	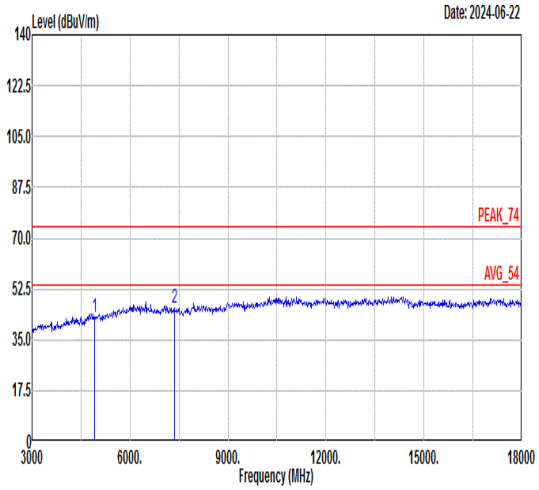 Freq Level Limit Line Margin Read Level Ant Factor Cable Loss Preamp Factor APos TPos Remark MHz dBuV/m dBuV/m dB dBuV dB/m dB dB cm deg 1 4904.00 42.98 74.00 -31.02 63.26 35.97 8.63 64.88 --- --- Peak 2 7356.00 45.95 74.00 -28.05 63.77 36.86 10.18 64.86 --- --- Peak

Mode	24	
	LF	
	2400-2483.5_802.11g-LF_CH11_2462MHz	
ANT	6	
Pol.	Horizontal	Vertical
QP/ Peak	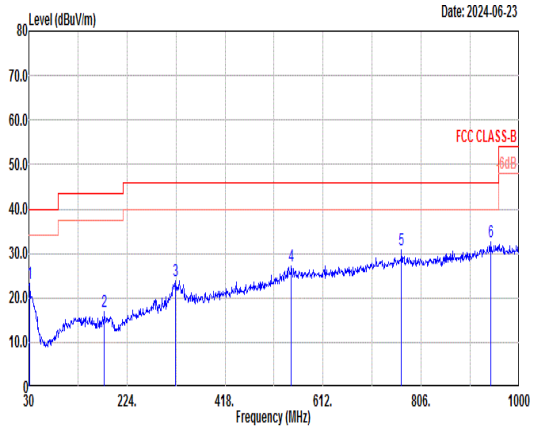	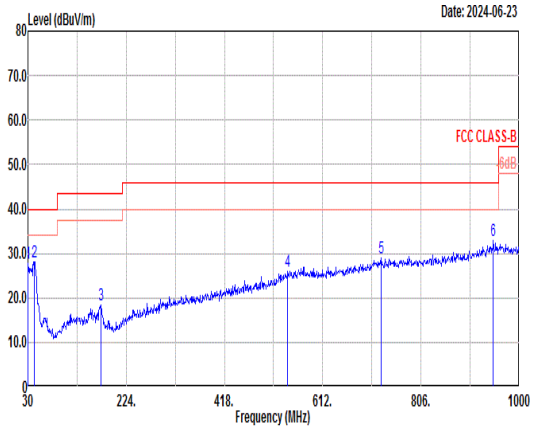

Horizontal:

	Freq	Level	Limit Line	Margin	Read Level	Ant Factor	Cable Loss	Preamp Factor	APos	TPos	Remark
	MHz	dBuV/m	dBuV/m	dB	dBuV	dB/m	dB	dB	cm	deg	
1	30.97	23.11	40.00	-16.89	29.49	24.70	0.54	31.62	---	---	Peak
2	179.38	16.90	43.50	-26.60	32.07	15.10	1.37	31.64	---	---	Peak
3	320.03	23.78	46.00	-22.22	33.87	19.50	1.87	31.46	---	---	Peak
4	548.95	27.32	46.00	-18.68	30.80	25.26	2.46	31.20	---	---	Peak
5	767.20	30.78	46.00	-15.22	30.67	28.40	2.88	31.17	---	---	Peak
6	943.74	32.48	46.00	-13.52	29.53	30.54	3.22	30.81	---	---	Peak

Vertical:

	Freq	Level	Limit Line	Margin	Read Level	Ant Factor	Cable Loss	Preamp Factor	APos	TPos	Remark
	MHz	dBuV/m	dBuV/m	dB	dBuV	dB/m	dB	dB	cm	deg	
1	30.00	27.92	40.00	-12.08	33.79	25.20	0.53	31.60	---	---	Peak
2	42.61	28.10	40.00	-11.90	41.07	18.20	0.63	31.80	---	---	Peak
3	174.53	18.37	43.50	-25.13	33.37	15.30	1.35	31.65	---	---	Peak
4	543.13	26.04	46.00	-19.96	30.29	24.54	2.44	31.23	---	---	Peak
5	727.43	28.94	46.00	-17.06	29.73	27.60	2.81	31.20	---	---	Peak
6	948.59	32.77	46.00	-13.23	29.58	30.76	3.23	30.80	---	---	Peak

Mode	26	
	Band Edge	
	2400-2483.5_802.11g_CH11_2462MHz+LTE B41 Link CO_TX	
ANT	6	
Pol.	Horizontal	Fundamental
Peak	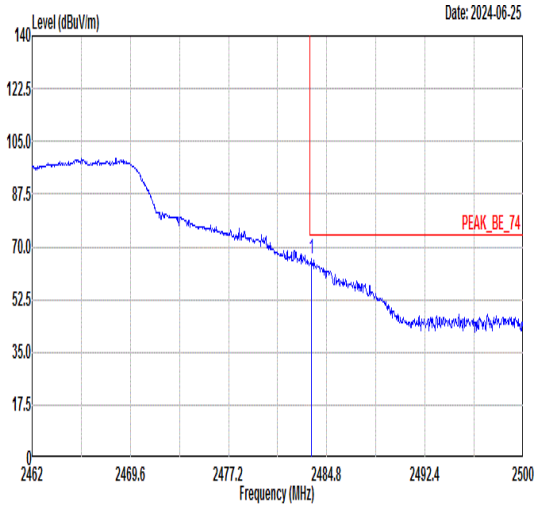 Freq Level Limit Line Margin Read Level Ant Factor Cable Loss Preamp Factor APos TPos Remark MHz dBuV/m dBuV/m dB dBuV dB/m dB dB cm deg 1 2483.58 65.92 74.00 -8.08 63.35 30.70 5.46 33.59 400 311 PEAK	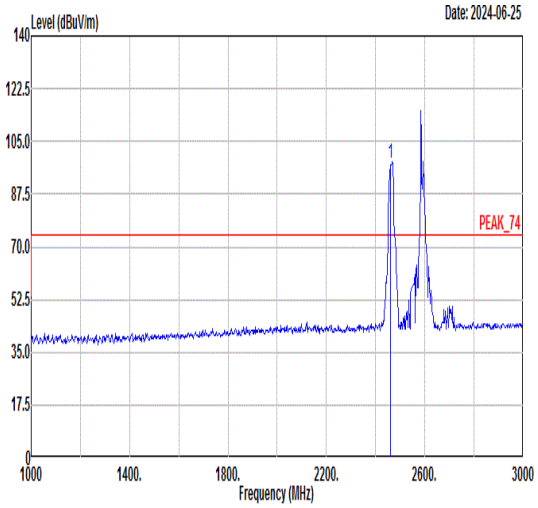 Freq Level Limit Line Margin Read Level Ant Factor Cable Loss Preamp Factor APos TPos Remark MHz dBuV/m dBuV/m dB dBuV dB/m dB dB cm deg 1 2462.00 97.99 ------ ------ 95.17 30.82 5.57 33.57 400 311 PEAK
Avg	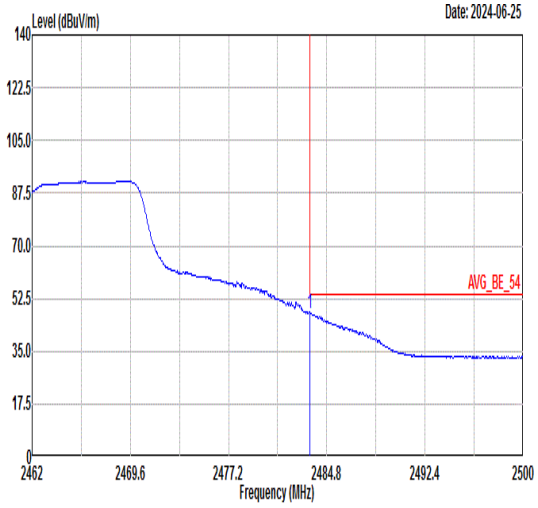 Freq Level Limit Line Margin Read Level Ant Factor Cable Loss Preamp Factor APos TPos Remark MHz dBuV/m dBuV/m dB dBuV dB/m dB dB cm deg 1 2483.51 47.68 54.00 -6.32 45.11 30.70 5.46 33.59 400 311 AVERAGE	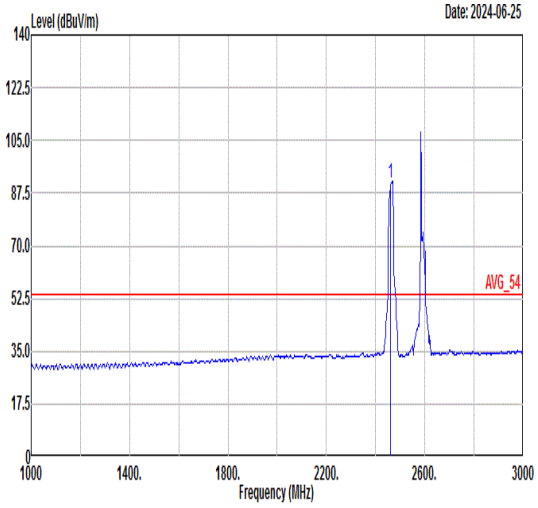 Freq Level Limit Line Margin Read Level Ant Factor Cable Loss Preamp Factor APos TPos Remark MHz dBuV/m dBuV/m dB dBuV dB/m dB dB cm deg 1 2462.00 90.88 ------ ------ 88.06 30.82 5.57 33.57 400 311 AVERAGE

Mode	26	
	Band Edge	
	2400-2483.5_802.11g_CH11_2462MHz+LTE B41 Link CO_TX	
ANT	6	
Pol.	Vertical	Fundamental
Peak	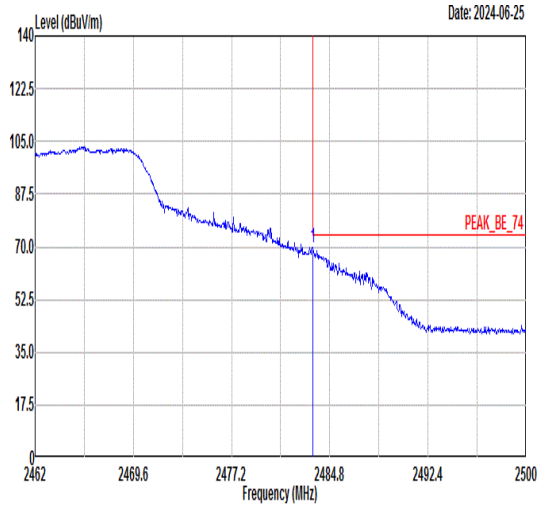 Freq Level Limit Line Margin Read Level Ant Factor Cable Loss Preamp Factor APos TPos Remark MHz dBuV/m dBuV/m dB dBuV dB/m dB dB cm deg 1 2483.51 69.63 74.00 -4.37 67.06 30.70 5.46 33.59 225 263 PEAK	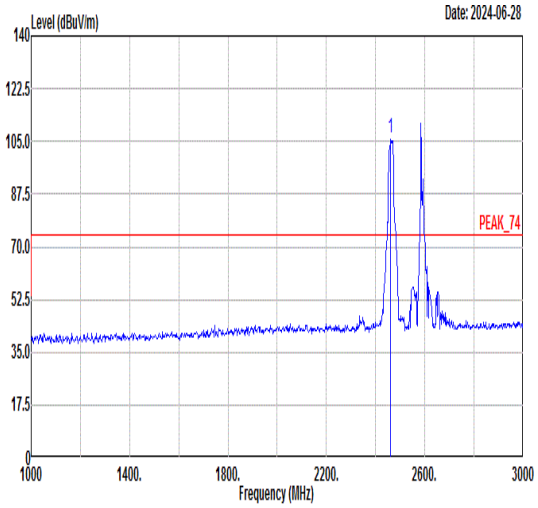 Freq Level Limit Line Margin Read Level Ant Factor Cable Loss Preamp Factor APos TPos Remark MHz dBuV/m dBuV/m dB dBuV dB/m dB dB cm deg 1 2462.00 105.96 ------ ------ 103.14 30.82 5.57 33.57 225 263 PEAK
Avg	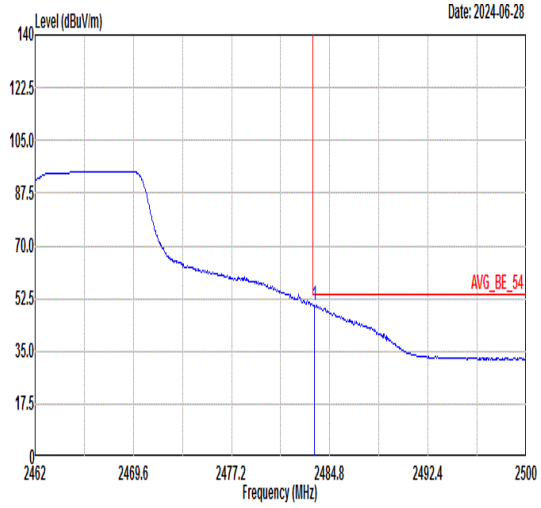 Freq Level Limit Line Margin Read Level Ant Factor Cable Loss Preamp Factor APos TPos Remark MHz dBuV/m dBuV/m dB dBuV dB/m dB dB cm deg 1 2483.62 50.38 54.00 -3.62 47.81 30.70 5.46 33.59 225 263 AVERAGE	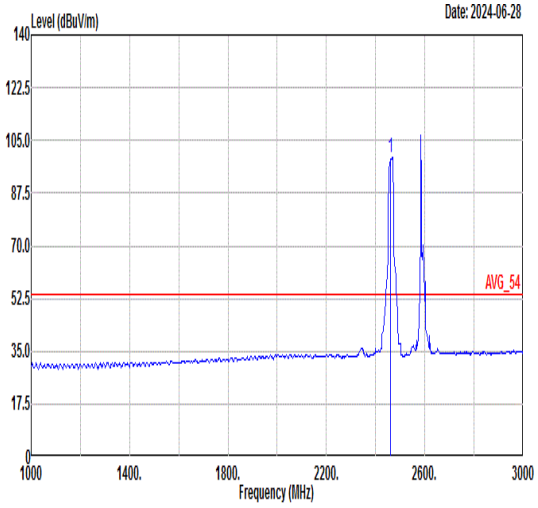 Freq Level Limit Line Margin Read Level Ant Factor Cable Loss Preamp Factor APos TPos Remark MHz dBuV/m dBuV/m dB dBuV dB/m dB dB cm deg 1 2462.00 99.49 ------ ------ 96.67 30.82 5.57 33.57 225 263 AVERAGE

Mode	26	
	Harmonic	
	2400-2483.5_802.11g_CH11_2462MHz+LTE B41 Link CO_TX	
ANT	6+4	
Pol.	Horizontal	Vertical
Peak /AVG	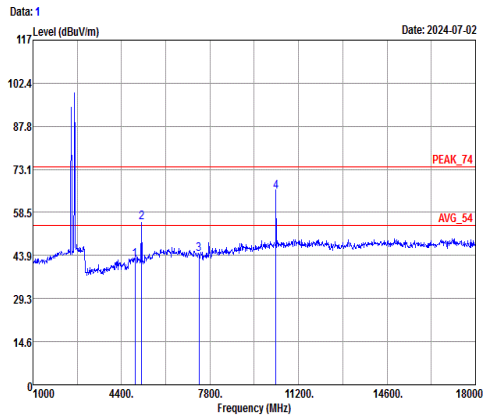	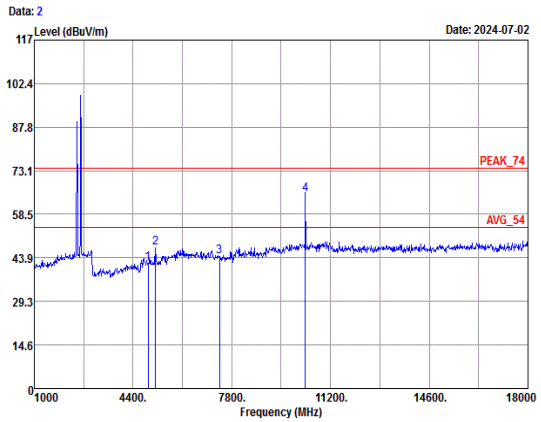

Note: the two highest signals over limit are WLAN + LTE B41 co-location fundamental signals.

CO_TX (Harmonic @ 3m)

	Note	Frequency (MHz)	Level (dBµV/m)	Margin (dB)	Limit Line (dBµV/m)	Read Level (dBµV)	Antenna Factor (dB/m)	Cable Loss (dB)	Preamp Factor (dB)	Ant Pos (cm)	Table Pos (deg)	Peak Avg. (P/A)	Pol. (H/V)
CO_TX		4924	42.39	-31.61	74	62.73	36.02	8.53	64.89	-	-	P	H
		5168	55	-22.99	77.99	75.23	36.1	8.58	64.91	-	-	P	H
		7386	44.27	-29.73	74	62.1	36.85	10.18	64.86	-	-	P	H
		10336	65.14	-12.85	77.99	78.05	38.73	12.03	63.67	-	-	P	H
		4924	41.98	-32.02	74	62.32	36.02	8.53	64.89	-	-	P	V
		5168	47.33	-38.63	85.96	67.56	36.1	8.58	64.91	-	-	P	V
		7386	44.27	-29.73	74	62.1	36.85	10.18	64.86	-	-	P	V
		10336	65.23	- 20.73	85.96	78.14	38.73	12.03	63.67	-	-	P	V
Remark	1. No other spurious found. 2. All results are PASS against Peak and Average limit line. 3. Non-restricted band limit is 100kHz PSD - 20dB.												

Mode	27	
	Band Edge	
	2400-2483.5_802.11g_CH02_2414MHz	
ANT	6	
Pol.	Horizontal	Fundamental
Peak	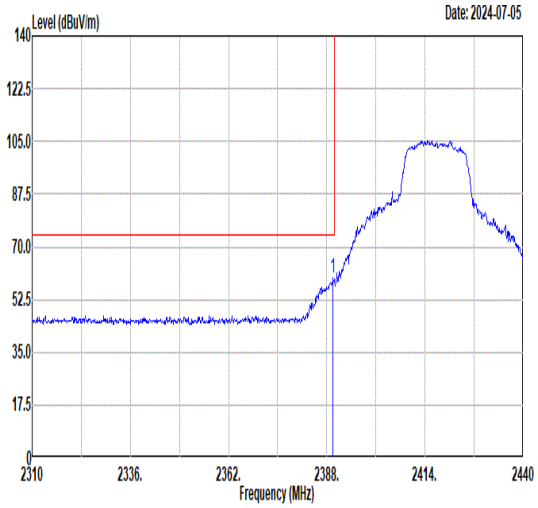 Freq Level Limit Line Margin Read Level Ant Factor Cable Loss Preamp Factor APos TPos Remark 1 2389.69 59.47 74.00 -14.53 53.07 30.72 7.76 32.08 359 3 PEAK	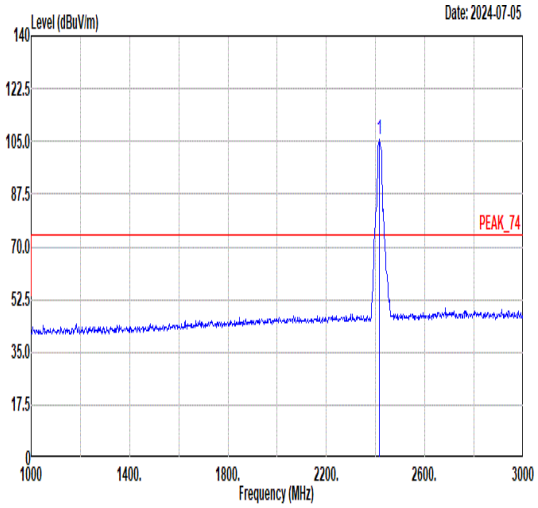 Freq Level Limit Line Margin Read Level Ant Factor Cable Loss Preamp Factor APos TPos Remark 1 2414.00 105.62 ------ ------ 99.17 30.72 7.81 32.08 359 3 PEAK
Avg	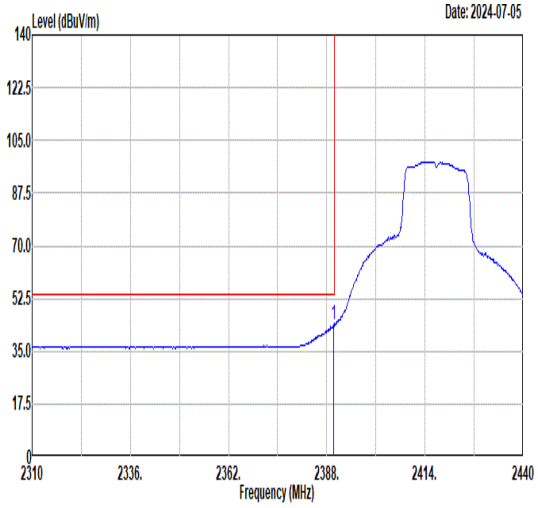 Freq Level Limit Line Margin Read Level Ant Factor Cable Loss Preamp Factor APos TPos Remark 1 2389.82 43.76 54.00 -10.24 37.36 30.72 7.76 32.08 359 3 AVERAGE	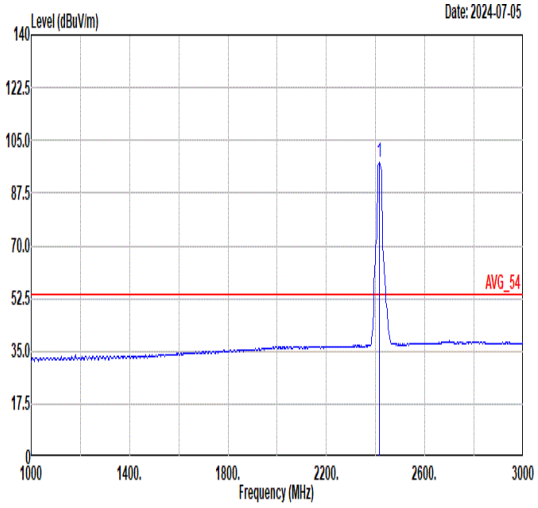 Freq Level Limit Line Margin Read Level Ant Factor Cable Loss Preamp Factor APos TPos Remark 1 2414.00 97.80 ------ ------ 91.35 30.72 7.81 32.08 359 3 AVERAGE

Mode	27	
	Band Edge	
	2400-2483.5_802.11g_CH02_2414MHz	
ANT	6	
Pol.	Vertical	Fundamental
Peak	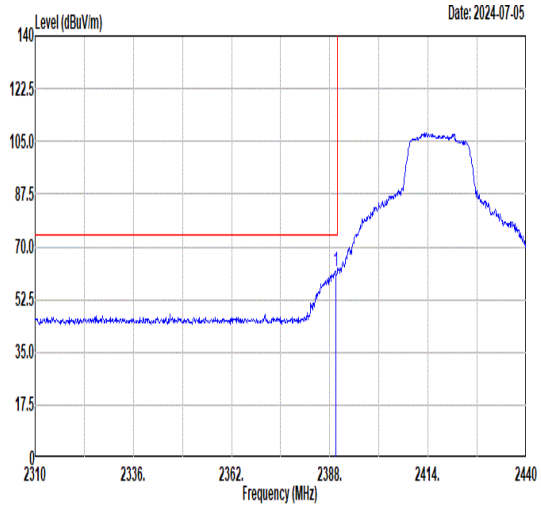 Freq Level Limit Line Margin Read Level Ant Factor Cable Loss Preamp Factor APos TPos Remark MHz dBuV/m dBuV/m dB dBuV dB/m dB dB cm deg 1 2389.56 61.87 74.00 -12.13 55.47 30.72 7.76 32.08 319 261 PEAK	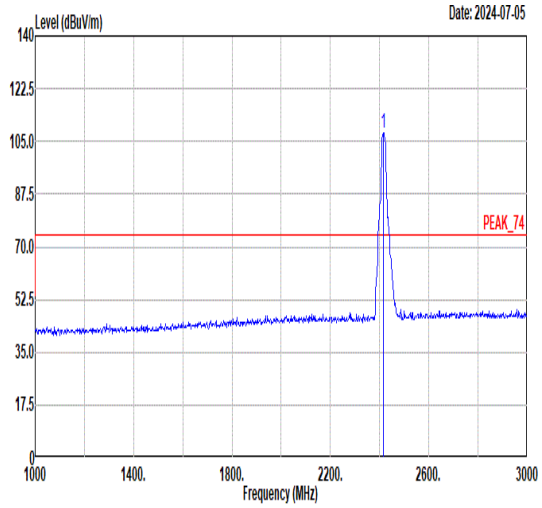 Freq Level Limit Line Margin Read Level Ant Factor Cable Loss Preamp Factor APos TPos Remark MHz dBuV/m dBuV/m dB dBuV dB/m dB dB cm deg 1 2414.00 107.90 ------ ------ 101.45 30.72 7.81 32.08 319 261 PEAK
Avg	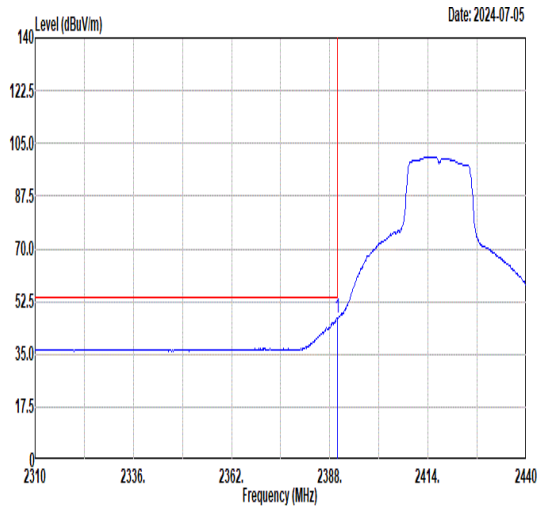 Freq Level Limit Line Margin Read Level Ant Factor Cable Loss Preamp Factor APos TPos Remark MHz dBuV/m dBuV/m dB dBuV dB/m dB dB cm deg 1 2389.95 47.25 54.00 -6.75 40.85 30.72 7.76 32.08 319 261 AVERAGE	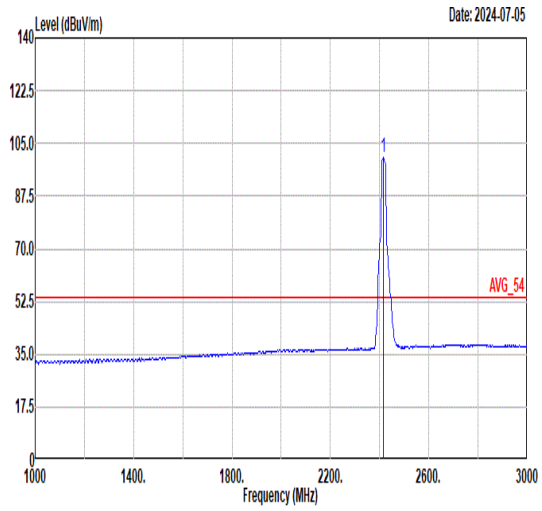 Freq Level Limit Line Margin Read Level Ant Factor Cable Loss Preamp Factor APos TPos Remark MHz dBuV/m dBuV/m dB dBuV dB/m dB dB cm deg 1 2414.00 100.36 ------ ------ 93.91 30.72 7.81 32.08 319 261 AVERAGE

Mode	28	
	Band Edge	
	2400-2483.5_802.11g_CH10_2457MHz	
ANT	6	
Pol.	Horizontal	Fundamental
Peak	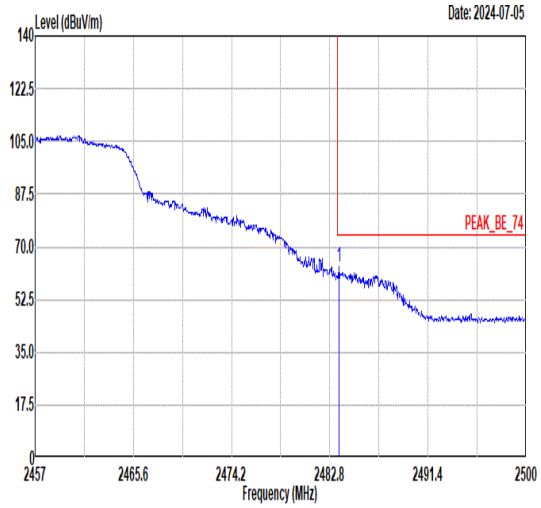 Freq Level Limit Line Margin Read Level Ant Factor Cable Loss Preamp Factor APos TPos Remark MHz dBuV/m dBuV/m dB dBuV dB/m dB dB cm deg 1 2483.62 63.27 74.00 -10.73 56.79 30.70 7.88 32.10 386 3 PEAK	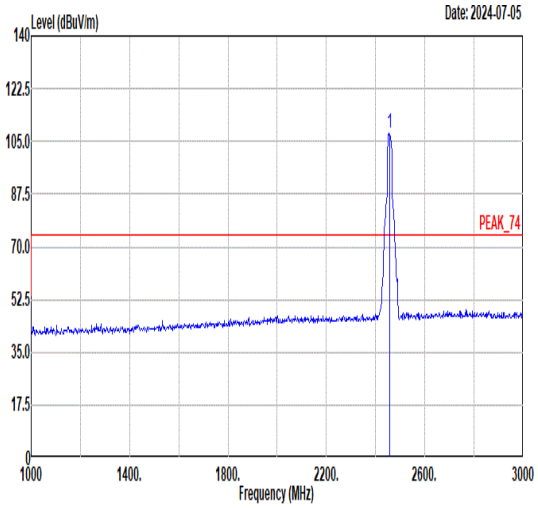 Freq Level Limit Line Margin Read Level Ant Factor Cable Loss Preamp Factor APos TPos Remark MHz dBuV/m dBuV/m dB dBuV dB/m dB dB cm deg 1 2457.00 107.68 ------ ------ 101.21 30.71 7.85 32.09 386 3 PEAK
Avg	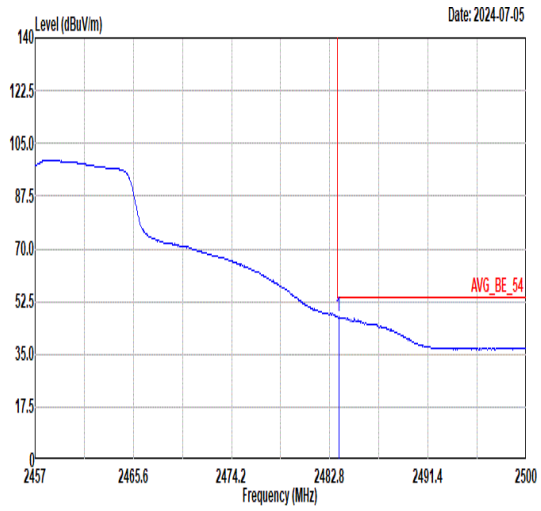 Freq Level Limit Line Margin Read Level Ant Factor Cable Loss Preamp Factor APos TPos Remark MHz dBuV/m dBuV/m dB dBuV dB/m dB dB cm deg 1 2483.57 47.31 54.00 -6.69 40.83 30.70 7.88 32.10 386 3 AVERAGE	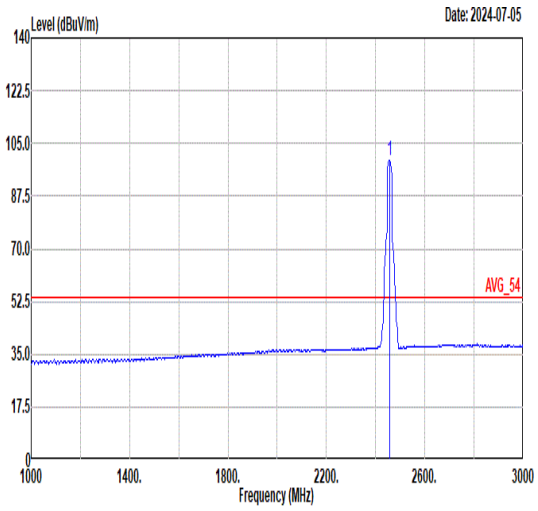 Freq Level Limit Line Margin Read Level Ant Factor Cable Loss Preamp Factor APos TPos Remark MHz dBuV/m dBuV/m dB dBuV dB/m dB dB cm deg 1 2457.00 99.52 ------ ------ 93.05 30.71 7.85 32.09 386 3 AVERAGE

Mode	28	
	Band Edge	
	2400-2483.5_802.11g_CH10_2457MHz	
ANT	6	
Pol.	Vertical	Fundamental
Peak	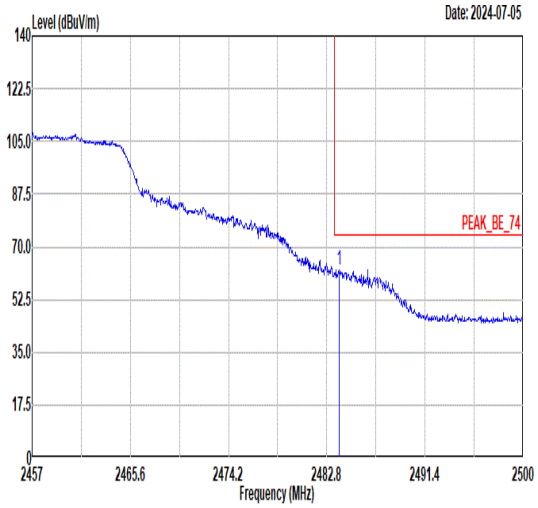 Freq Level Limit Line Margin Read Level Ant Factor Cable Loss Preamp Factor APos TPos Remark MHz dBuV/m dBuV/m dB dBuV dB/m dB dB cm deg 1 2483.92 62.37 74.00 -11.63 55.89 30.70 7.88 32.10 308 262 PEAK	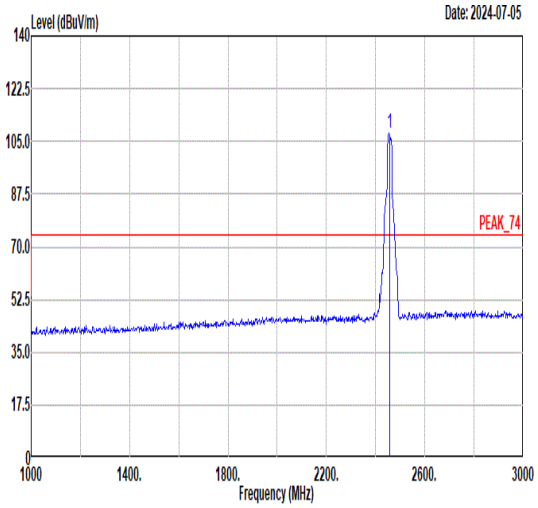 Freq Level Limit Line Margin Read Level Ant Factor Cable Loss Preamp Factor APos TPos Remark MHz dBuV/m dBuV/m dB dBuV dB/m dB dB cm deg 1 2457.00 107.92 ------ ------ 101.45 30.71 7.85 32.09 308 262 PEAK
Avg	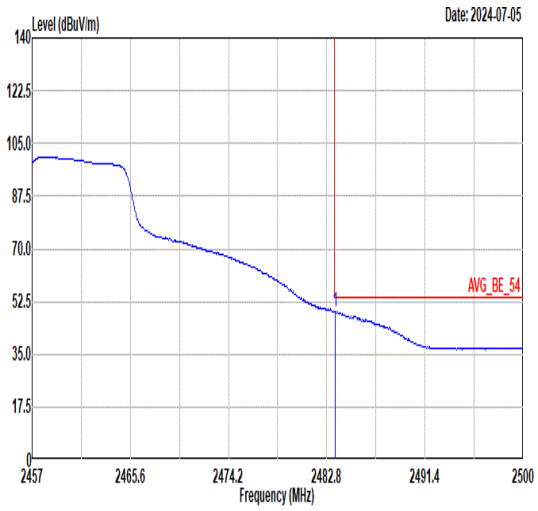 Freq Level Limit Line Margin Read Level Ant Factor Cable Loss Preamp Factor APos TPos Remark MHz dBuV/m dBuV/m dB dBuV dB/m dB dB cm deg 1 2483.53 49.04 54.00 -4.96 42.56 30.70 7.88 32.10 308 262 AVERAGE	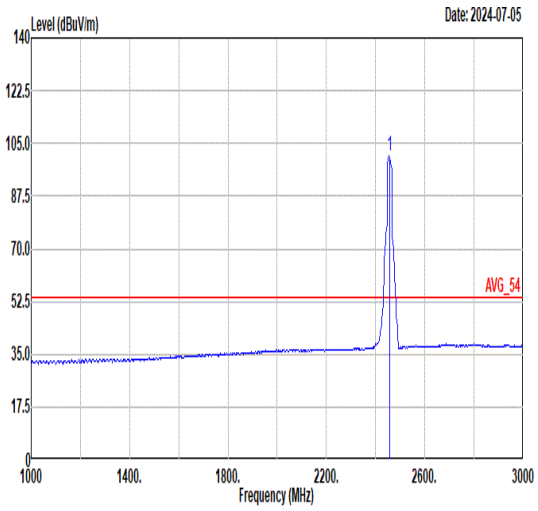 Freq Level Limit Line Margin Read Level Ant Factor Cable Loss Preamp Factor APos TPos Remark MHz dBuV/m dBuV/m dB dBuV dB/m dB dB cm deg 1 2457.00 100.79 ------ ------ 94.32 30.71 7.85 32.09 308 262 AVERAGE

Mode	29	
	Band Edge	
	2400-2483.5_802.11n HT20_CH02_2417MHz	
ANT	6	
Pol.	Horizontal	Fundamental
Peak	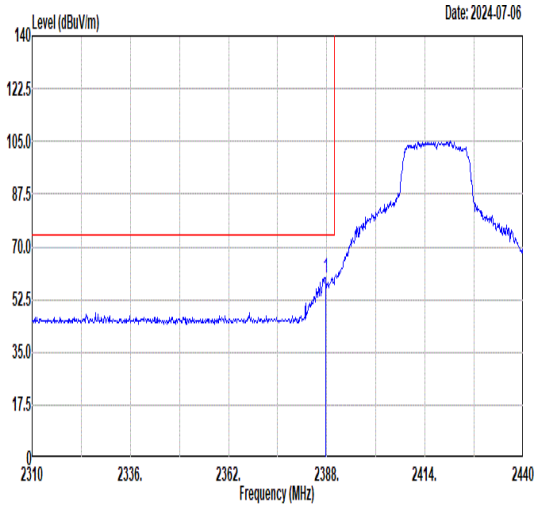 Freq Level Limit Line Margin Read Level Ant Factor Cable Loss Preamp Factor APos TPos Remark 1 2387.61 59.95 74.00 -14.05 53.56 30.72 7.75 32.08 363 8 PEAK	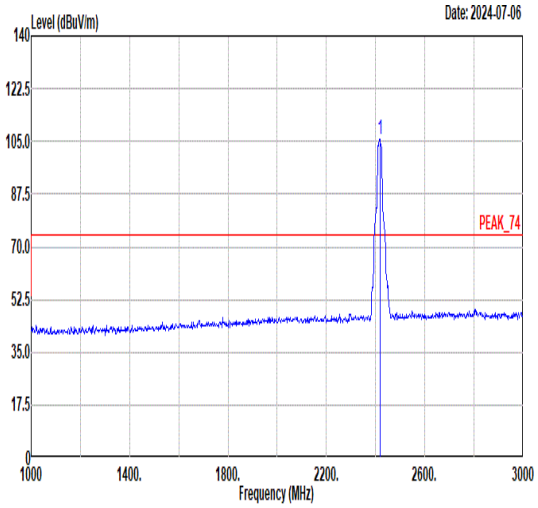 Freq Level Limit Line Margin Read Level Ant Factor Cable Loss Preamp Factor APos TPos Remark 1 2417.00 105.70 ------ ------ 99.24 30.72 7.82 32.08 363 8 PEAK
Avg	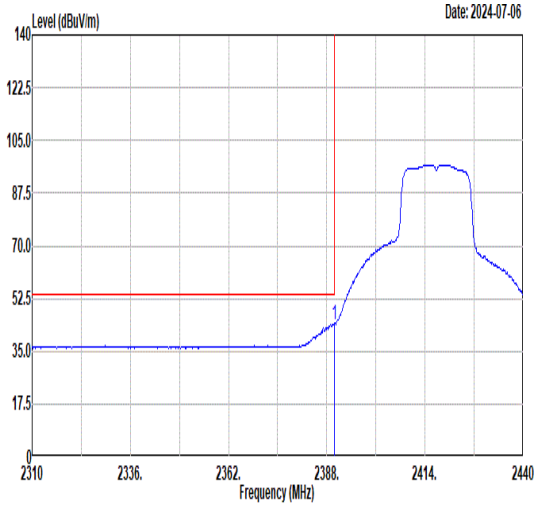 Freq Level Limit Line Margin Read Level Ant Factor Cable Loss Preamp Factor APos TPos Remark 1 2389.95 44.07 54.00 -9.93 37.67 30.72 7.76 32.08 363 8 AVERAGE	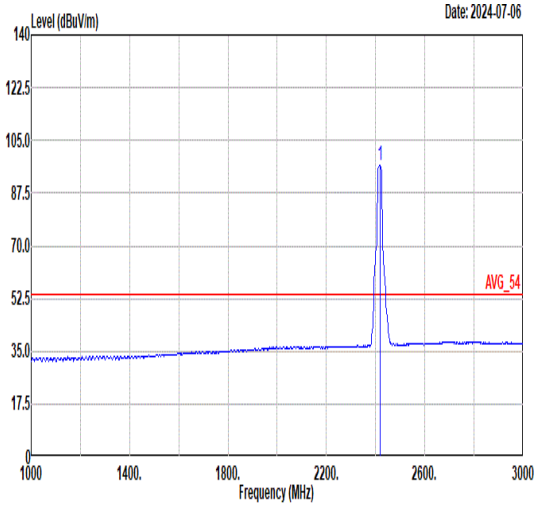 Freq Level Limit Line Margin Read Level Ant Factor Cable Loss Preamp Factor APos TPos Remark 1 2417.00 96.87 ------ ------ 90.41 30.72 7.82 32.08 363 8 AVERAGE

Mode	29	
	Band Edge	
	2400-2483.5_802.11n HT20_CH02_2417MHz	
ANT	6	
Pol.	Vertical	Fundamental
Peak	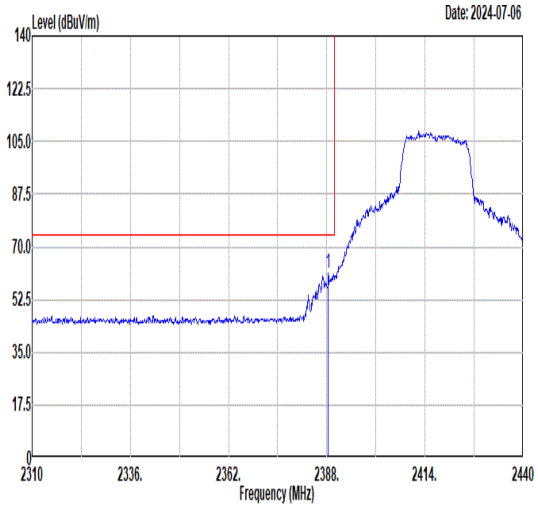 Freq Level Limit Line Margin Read Level Ant Factor Cable Loss Preamp Factor APos TPos Remark MHz dBuV/m dBuV/m dB dBuV dB/m dB dB cm deg 1 2388.39 61.30 74.00 -12.70 54.90 30.72 7.76 32.08 318 261 PEAK	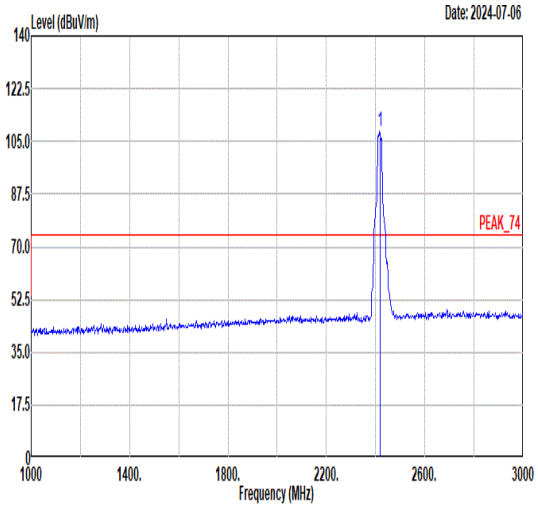 Freq Level Limit Line Margin Read Level Ant Factor Cable Loss Preamp Factor APos TPos Remark MHz dBuV/m dBuV/m dB dBuV dB/m dB dB cm deg 1 2417.00 108.05 ------ ------ 101.60 30.72 7.81 32.08 318 261 PEAK
Avg	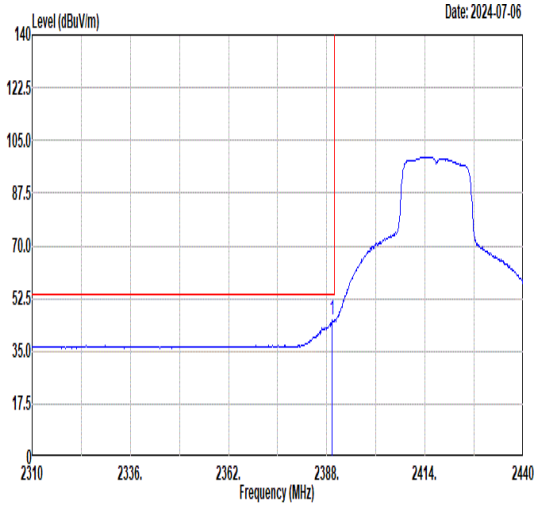 Freq Level Limit Line Margin Read Level Ant Factor Cable Loss Preamp Factor APos TPos Remark MHz dBuV/m dBuV/m dB dBuV dB/m dB dB cm deg 1 2389.30 45.41 54.00 -8.59 39.01 30.72 7.76 32.08 318 261 AVERAGE	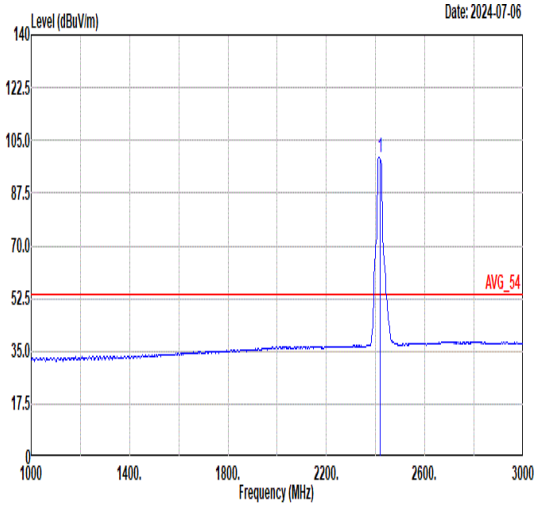 Freq Level Limit Line Margin Read Level Ant Factor Cable Loss Preamp Factor APos TPos Remark MHz dBuV/m dBuV/m dB dBuV dB/m dB dB cm deg 1 2417.00 99.50 ------ ------ 93.05 30.72 7.81 32.08 318 261 AVERAGE