

## RF Single color controller

SR-2836DIM & SR-2836DDIM



SR-2836DIM



SR-2836DDIM



### Feature

SR-2836DIM & SR-2836DDIM are RF controllers for single color lighting. Each white can achieve 256 levels brightness adjustment. Key part can be uninstal every easily to change battery and frames from other factory. Receivers work with WIFI-RF convertor to be controlled by smart phone

### Parameter

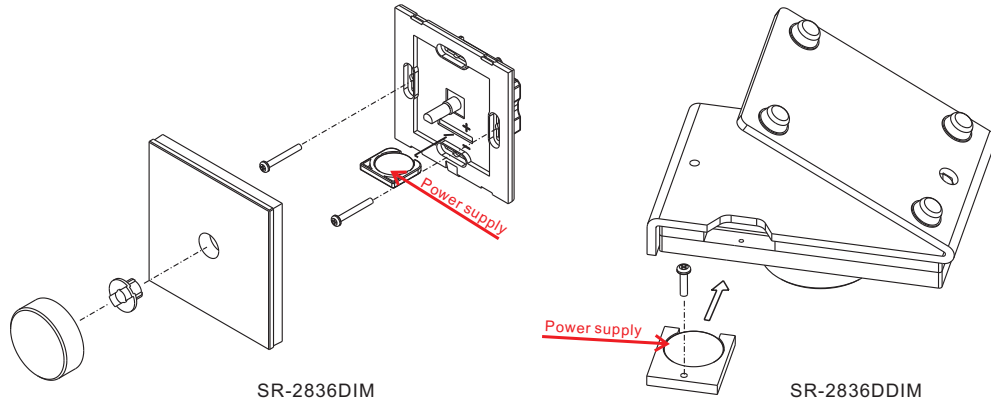
#### Remote

Part No.	Operation Voltage	Operation Frequency	Remarks
SR-2836DIM	3VDC	916.63MHz	RF Wireless

#### Receiver

Part No.	Input Voltage	Output Current	Output Power	Remarks
SR-1009FA	12-36VDC	4x5A	4x(60-180)W	Constant voltage
SR-1009EA	12-36VDC	4x8A	4x(96-288)W	Constant voltage
SR-1009FA3	12-36VDC	4x350mA	4x(4.2-12.6)W	Constant current
SR-1009FA7	12-36VDC	4x700mA	4x(8.4-25.2)W	Constant current

### Installation

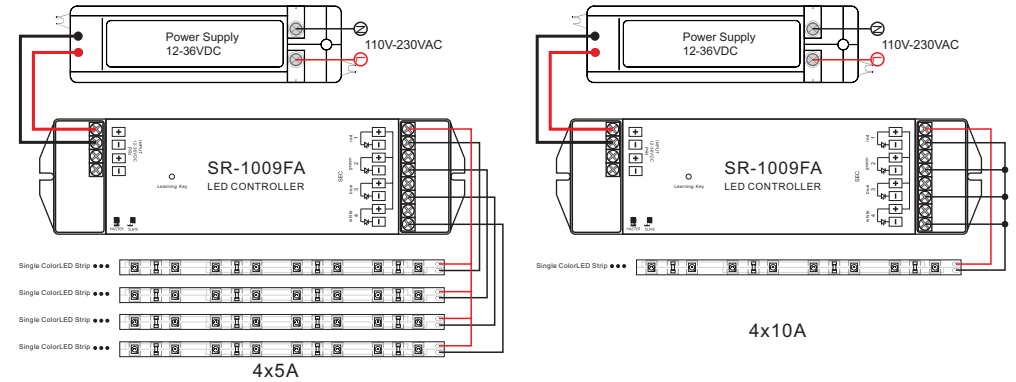


SR-2836DIM

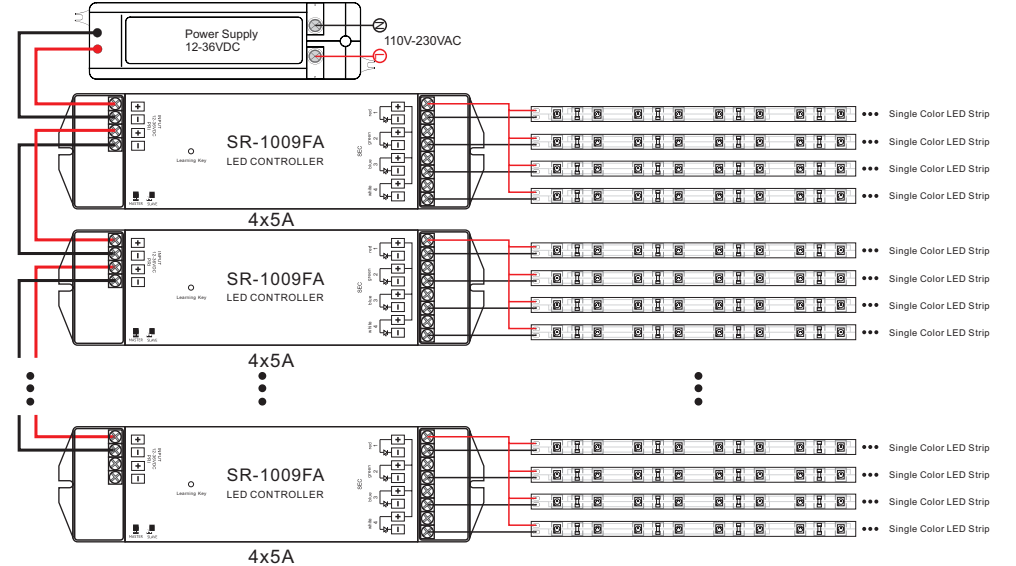
SR-2836DDIM

### Wiring diagram

#### 1)Receiver Connection Diagram for Single Unit



#### 2)Receiver Connection Diagram for Multiple Units



### Operation

#### a.Learning

Press shortly the learning Key ● on the receiver, then push the rotary button .Once successfully learn, the LED lights will blink on the receiver. Do the same for the other receivers if you use them, you can add as many optional receivers as you want

#### b.Operation

- Short push rotary button to switch ON/OFF
- Adjust dim brightness by the rotary button from left to right 1-100%
- Adjust dim brightness by the rotary button from right to left 100-1%

### Safety & Warnings

- 1) The product shall be installed and serviced by a qualified person.
- 2) IP20.Please avoid the sun and rain. When installed outdoors, please ensure it is mounted in a water proof enclosure.
- 3) Always be sure to mount this unit in an area with proper ventilation to avoid overheating.

4) Please check if the output voltage of any LED power supplies used comply with the working voltage of the product.

5) Never connect any cables while power is on and always assure correct connections to avoid short circuits before switching on.

6) Please ensure that the cable is secured tightly in the connector

7) For update information please consult your supplier.

## Warranty Agreement

1) We provide lifelong technical assistance with this product:

- 5-year warranty. We print date on every products, for example :1125 means year 2011, week 25. The warranty is for free repair or replacement and covers manufacturing faults only.

- For faults beyond the 5-year warranty we reserve the right to charge for time and parts.

2) Limited Warrenty

- Any defects caused by wrong operation.

- Any damages caused by unauthorized removal, maintenance, modifying, incorrect connection and replacement of chips.

- Any damages due to transportation, vibration etc. after purchase.

- Any damages caused by earthquake, fire, lightning, pollution and abnormal voltage.

- Any damages caused by negligence, inappropriate storing at high temperatures and humidity or near harmful chemicals.

- Product has been updated

3) Repair or replacement as provided under this warranty is the exclusive remedy to the customer.

This equipment has been tested and found to comply with the limits for a Class B digital device, pursuant to part 15 of the FCC Rules. These limits are designed to provide reasonable protection against harmful interference in a residential installation. This equipment generates, uses and can radiate radio frequency energy and, if not installed and used in accordance with the instructions, may cause harmful interference to radio communications. However, there is no guarantee that interference will not occur in a particular installation. If this equipment does cause harmful interference to radio or television reception, which can be determined by turning the equipment off and on, the user is encouraged to try to correct the interference by one or more of the following measures:

- Reorient or relocate the receiving antenna.
- Increase the separation between the equipment and receiver.
- Connect the equipment into an outlet on a circuit different from that to which the receiver is connected.
- Consult the dealer or an experienced radio/TV technician for help.

Caution: Any changes or modifications to this device not explicitly approved by manufacturer could void your authority to operate this equipment.

This device complies with part 15 of the FCC Rules. Operation is subject to the following two conditions: (1) This device may not cause harmful interference, and (2) this device must accept any interference received, including interference that may cause undesired operation.