

English x 1 pcs

Front

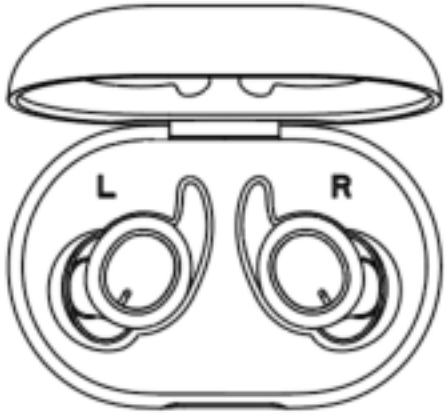
ADV.

sleeper

TWS

USER GUIDE | ENGLISH

CHARGING SLEEPER TWS



1

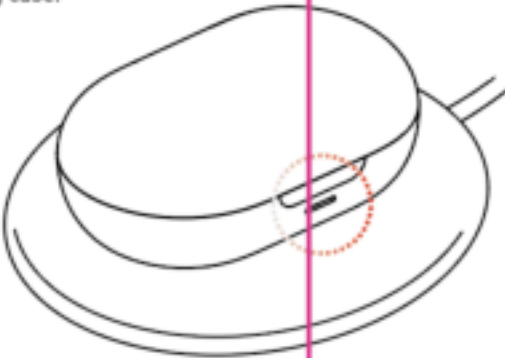
Put the earbuds inside the charging case.

2

Plug the USB-C cable to charge.

3

Or use wireless charging pad. (Qi)



Charging the case

Battery life 1-99%

Battery life 100%


Case battery status

Battery life 1-10%

Battery life 11-100%

PAIRING SLEEPER TWS


Open the charging case.




Turn on BT function on your smartphone.


Find "ADV. SLEEPER TWS" inside BT device settings, and pair.

If the pairing is failed, put the earbuds back in the case, close, and open again to repeat the pairing process.



WEARING SLEEPER TWS





Back


AUTO ON / OFF SLEEPER TWS

ON

Open charging case.

OFF

Close charging case with earbuds inside.



SLEEP MODE

RELAXED EQ

4 taps on the right earbud

••••

LANGUAGE SWITCH

Make sure that the earbuds are turned on and are unpaired to any devices.

ENGLISH

2 taps on left or right earbud

••

GAME MODE

DYNAMIC EQ

4 taps on the right earbud

••••

JAPANESE

2 taps on left or right earbud

••

CONTROLS

Music mode :

•• Play / pause

••• Volume -

•••• Next track


••••• ANC / transparency

Call mode :

•• Answer / end call


••• Reject call

LEFT



2 taps 3 taps 4 taps

RIGHT



5 taps Tap & hold

Music mode :

•• Play / pause

••• Volume +

•••• Sleep / game

••••• ANC / transparency

Call mode :

•• Answer / end call

••• Reject call

TECH SPEC

Driver

6mm full-range dynamic

Impedance

16ohm+/- 15%

Sensitivity

100dB+/- 3dB at 1kHz

Frequency

20Hz - 20,000Hz

BT version

5.2

Distance

10m (33ft)

Music time

up to 15 hours (w/ case)

up to 5 hours (earbuds only)

Charging time

1 hour

Battery

250mAh (case)

35mAh x 2 (earbuds)

Input port

USB-C port

Input power

5V 1A

3-YEAR LIMITED WARRANTY

U.S. Warranty – For warranty information outside the U.S., please contact your local distributor. Warranty service is only available in the country of original purchase. This is an important document. Attach your bill of sale to this card and keep it in a safe place. Your bill of sale is your warranty. Warranty remains in effect for three years from the date of the first consumer purchase.

WHO IS PROTECTED BY THIS WARRANTY

Warranty protects the original owner and all subsequent owners, provided that the ADV. product was purchased from an authorized dealer in the United States. A copy of the original dated bill of sale must be presented whenever warranty service is required.

WHAT IS COVERED BY THIS WARRANTY

Except as specified below, the ADV. warranty covers all defects in material and workmanship. The following are not covered: damage caused by accident, misuse, abuse, product modification or neglect; damage occurring during shipment; damage from failure to follow instructions

contained in the instruction manual; damage resulting from the performance of repairs by someone not authorized by ADV.; damage caused by installation of parts that do not conform to ADV. specifications; units used for other than home and office use; units not used for their intended purpose; any claims based on misrepresentations by the seller; products sold on an "as-is" or final sale basis; or the cost of installing, removing, or reinstalling the unit. ADV.'s liability is limited to the repair or replacement, at our option, of any defective product and shall not include incidental or consequential damages. ADV. reserves the right to replace a discontinued model with a comparable model. Any replacement units or parts may be new or rebuilt.

TO OBTAIN WARRANTY SERVICE

If you require warranty service, please return the product to your dealer. If this is not possible and you live in the United States, please email support@adv-sound.com for information on how to obtain service or replacement. If purchased outside the United States, contact your local dealer for repair or replacement. You are responsible for transporting your product for repair or replacement.

FCC Caution:

This device complies with part 15 of the FCC Rules. Operation is subject to the following two conditions: (1) This device may not cause harmful interference, and (2) this device must accept any interference received, including interference that may cause undesired operation.

Any Changes or modifications not expressly approved by the party responsible for compliance could void the user's authority to operate the equipment.

Note: This equipment has been tested and found to comply with the limits for a Class B digital device, pursuant to part 15 of the FCC Rules. These limits are designed to provide reasonable protection against harmful interference in a residential installation. This equipment generates uses and can radiate radio frequency energy and, if not installed and used in accordance with the instructions, may cause harmful interference to radio communications. However, there is no guarantee that interference will not occur in a particular installation. If this equipment does cause harmful interference to radio or television reception, which can be determined by turning the equipment off and on, the user is encouraged to try to correct the interference by one or more of the following measures:

- Reorient or relocate the receiving antenna.
- Increase the separation between the equipment and receiver.
- Connect the equipment into an outlet on a circuit different from that to which the receiver is connected.
- Consult the dealer or an experienced radio/TV technician for help.

The device has been evaluated to meet general RF exposure requirement. The device can be used in portable exposure condition without restriction.