发行文件

140 mm

215 mm

Bobtot

Quick Setup Guide

W58

5.1 CHANNEL HOME THEATER SYSTEM
Wireless Rear Satellite Speakers

P1

P2

发行文件

Table of Contents

What's In Box 1
Important Safety Instructions 1
Best Placement for 5.1 Home Theater System 2
Mounting Instructions 3
Set up Center & FL & FR Satellite Speakers 4
Rear Wireless Satellite Speakers Set up 5
Front/Panel of Subwoofer 6
Back Panel of Subwoofer 7
Remote Control Function 8
Composite Connection(Setting Starter) 9
-Connect a device with TV ARC cable 9
-Connect a device with TV AVC cable 10
-Connect a device with Optical cable 10
-Connect a device with Coaxial cable 11
-Connect a device with 3RCA MM Stereo Audio cable 11
-Connect a device with 3.5mm to 2-Male RCA Audio Stereo cable 11
-Connecting a device by wireless BT 12
-Connect with Adapter for PC Audio 12
-Playing with USB 12
-Connecting Antenna 13
Product Specifications 13
Certification 14
Need Help 15

P3

Introduction

Thank you for purchasing the Bobtot 5.1 Channel Home Theater System. We are very pleased that this high-end audio system, designed to bring life to film & reference, also pleases many of the package contents and features, which are listed below on the front cover.

What's In the Box

1. Subwoofer w/Built in Receiver
2. 5.1 Channel Remote Control
3. 2 * Front Channel Speakers
4. 2 * Wireless Rear Satellite Speakers
5. 1 * Center Speaker
6. 5 * AC Power Adapters
7. 1 * Quick Setup Guide
8. Optical Digital Cable
9. 1 * Coaxial Cable
10. 1 * 3.5mm To 2 * RCA Audio Stereo Cable
11. 1 * Wireless Antenna
12. 1 * Quick Setup Guide

IMPORTANT SAFETY INSTRUCTIONS

WARNING

TO REDUCE THE RISK OF ELECTRICAL SHOCK, DO NOT REMOVE COVER (OR BACK). NO USER SERVICEABLE PARTS INSIDE. REFER SERVICING TO QUALIFIED SERVICE TECHNICIAN OR SENDER.

Read the following safety and operation before operating your home theater system.

Keep this manual in a safe place for future reference.

Do not use these speakers near water or expose them to rain or moisture.

The speakers should be placed away from heat sources such as radiators, heat registers, stoves, or other products that produce heat.

Do not block any ventilation openings. Install in accordance with the manufacturer's instructions.

To reduce the risk of electric shock or component damage, unplug the speakers from the wall outlet before cleaning or moving the speakers.

Do not overload wall outlets and extension cords as this can result in fire or electric shock.

Do not use the speakers if any of the components are damaged. Do not attempt to service the speakers yourself. Refer all servicing to qualified service personnel.

P4

BEST PLACEMENT FOR 5.1 Home Theater System

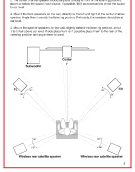

P5

MOUNTING INSTRUCTIONS



P6

SET UP CENTER & FL & FR SATELLITE SPEAKERS

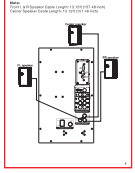

P7

REAR WIRELESS SATELLITE SPEAKERS SET UP



P8

FRONT PANEL OF SUBWOOFER



P9

BACK PANEL OF SUBWOOFER

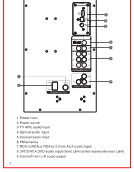

P10

REMOTE CONTROL FUNCTIONS

P11

COMPONENT CONNECTIONS

P12

Connecting a device with a TV ARC cable



P13

Connecting a device with 3RCA M M Stereo Audio cable



P14

Connecting by Antenna for FM radio

P15

Product Specifications

P16

Certification

P17

Need Help ?

P18

P19

Bobtot

bobtot.net

P20

说明：尺寸：140x215mm
材质：128G铜版纸 四色双面印刷 10张装订本

说明：尺寸：140x215mm
材质：128G铜版纸 四色双面印刷 10张装订本

说明：尺寸：140x215mm
材质：128G铜版纸 四色双面印刷 10张装订本

说明：尺寸：140x215mm
材质：128G铜版纸 四色双面印刷 10张装订本

说明：尺寸：140x215mm
材质：128G铜版纸 四色双面印刷 10张装订本