

## ANNEX A TEST SETUP PHOTOS


**PHOTO 1**

Conducted Emission




**PHOTO 2**

Radiated Emission  
(Below 1GHz)




**PHOTO 3**

Radiated Emission  
(Above 1GHz)



**PHOTO 4**

Radiated Emission  
(9K-30MHz)



--- End ---