



Tablet POS

# HM516 USER MANUAL

Qingdao Hisense Intelligent Commercial System Co.,LTD.

## Notes

- ☆ It is required grounded well and the supply voltage shall be stable, and you must confirm that the voltage of the outlet provides shall be in line with the voltage marked on the label of the unit.
- ☆ Be sure not to sprinkle any liquid or fall any object into the unit.
- ☆ Be sure not to keep heavy, strenuous movement, shake & heavy strike away from the POS.
- ☆ Do not switch on or off the host frequently, because it is easy to result in damage on the machine.
- ☆ Be sure not to unplug or plug in any live part or external device when they are in energized state, and the connecting cables of the POS between parts shall be connected securely.
- ☆ Be sure neither to lengthen cable nor to replace parts at your will, if you have any demand, please contact with the reseller.
- ☆ The unit shall be used under dry, ventilated & clean environment away from sunlight.
- ☆ In case of safety fault, such as peculiar smell, abnormal sound, leakage and other faults, you must switch off the power supply at once and then contact with reseller.
- ☆ The RJ11 port at the back of the host is connected with the cash drawer, as it is not a communication port, users shall not use the port for dial-up networking.
- ☆ The product is a Level B one, it may cause radio interference in living environment. In such case, users may need to take practical & feasible measures against the interference.
- ☆ When the POS is not in use, you shall switch off power supply.
- ☆ Static may damage to the integrated circuit in the host machine.
- ☆ Please use common USB Cable or original charger, Otherwise, It may result to danger. When you use a charger for charging, adapter shall be installed near the equipment and shall be easily accessible.

Power adapter type	Manufacturer of Power Adapter	Input (AC)	Output (DC)
12V (for Docking station)	FSP GROUP INC.	100-240V	12V, 3.33A
5V(for Tablet)	shenzhen honor electronic CO.,LTD	100-240V	5V, 2A

- ☆ This product conforms with standard EN50332. Use careful with the earphone maybe possible excessive sound pressure from earphones and headphones can cause hearing loss.
- ☆ The product shall only be connected to a USB interface of version USB2.0, this interface can provide maximum current of 500mA.
- ☆ Extreme Operating Temperature : 45℃
- ☆ The device complies with RF specifications when the device used at 10mm from your body.
- ☆ Declaration Of Conformity Hereby, Hisense Declares that this Tablet POS is in compliance with the essential requirements and other relevant provisions of directive 1995/5/EC.

CAUTION: RISK OF EXPLOSION IF BATTERY IS REPLACED BY AN INCORRECT TYPE.  
DISPOSE OF USED BATTERIES ACCORDING TO THE INSTRUCTIONS.

## FCC Warning:

This equipment has been tested and found to comply with the limits for a Class B digital device, pursuant to part 15 of the FCC Rules. These limits are designed to provide reasonable protection against harmful interference in a residential installation. This equipment generates, uses and can radiate radio frequency energy and, if not installed and used in accordance with the instructions, may cause harmful interference to radio communications. However, there is no guarantee that interference

will not occur in a particular installation. If this equipment does cause harmful interference to radio or television reception, which can be determined by turning the equipment off and on, the user is encouraged to try to correct the interference by one or more of the following measures:

- Reorient or relocate the receiving antenna.
- Increase the separation between the equipment and receiver.
- Connect the equipment into an outlet on a circuit different from that to which the receiver is connected.
- Consult the dealer or an experienced radio/TV technician for help.

Caution: Any changes or modifications to this device not explicitly approved by manufacturer could void your authority to operate this equipment.

This device complies with part 15 of the FCC Rules. Operation is subject to the following two conditions: (1) This device may not cause harmful interference, and (2) this device must accept any interference received, including interference that may cause undesired operation.

The manufacturer has the right to modify contents of the instruction book but without prior announcements!

## 1. Packing List

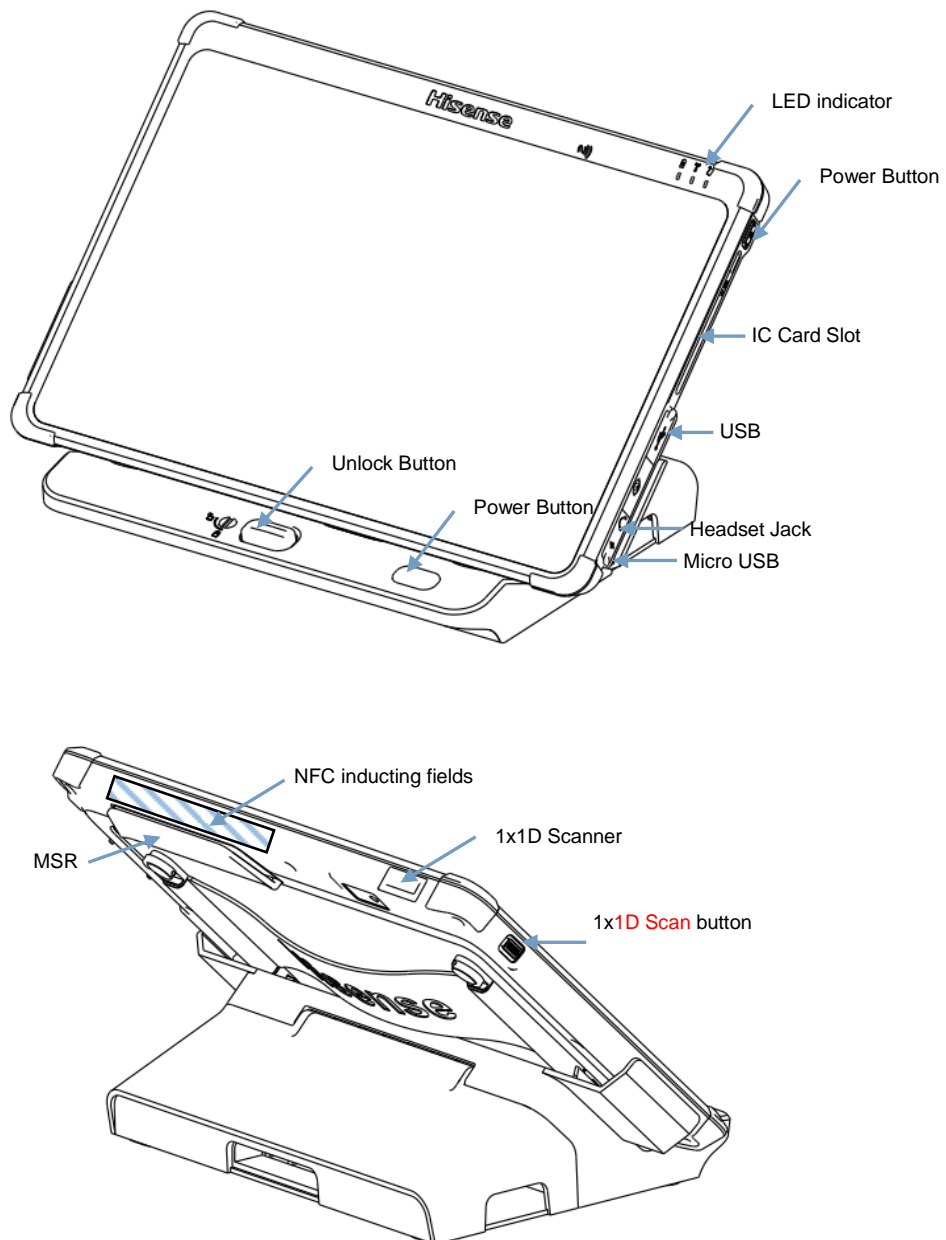
<b>a</b>	System (with Tablet and Docking Station )
<b>b</b>	Power adapter
<b>c</b>	Power cord
<b>e</b>	User Manual

## 2. Specification

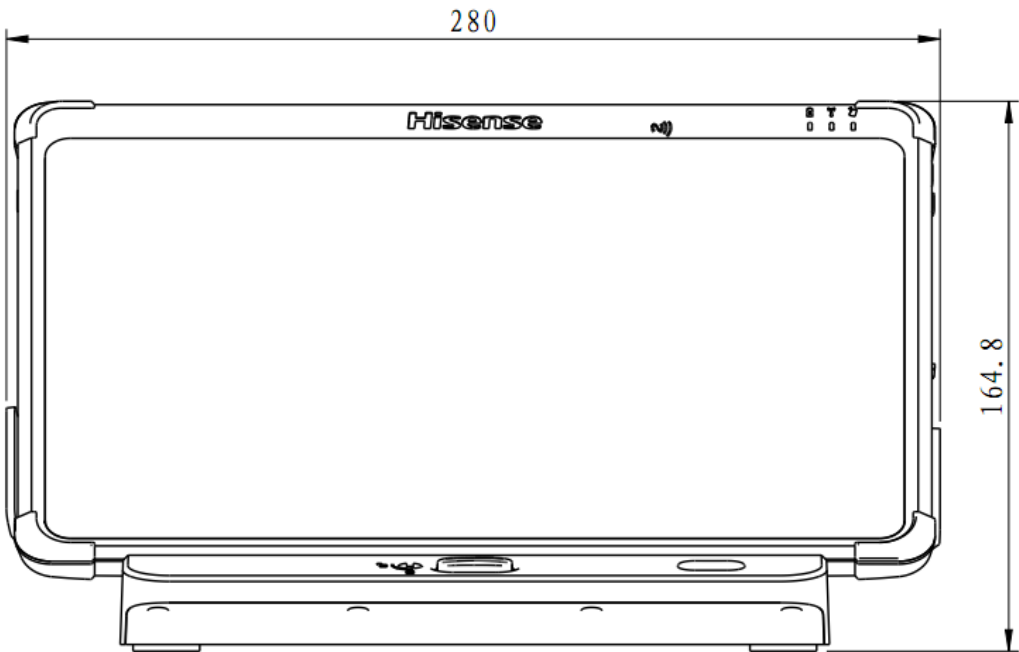
Item		Description	
CPU		Freescall i.mx6 Quad-core ARM Cortex-A9 1.0GHz	
Memory		2G Byte RAM	
Storage		16GByte eMMC	
System		Android4.2	
Operating Temperature		-10℃ ~ +45℃	
Operating Humidity		5% ~ 95%	
Display	TFT LCD	10.1" TFT LCD, 1280*800	
	Brightness	300cd/m <sup>2</sup>	
	Touch Screen	Multi-touch capacitive touch panel	
Port	Tablet	MSR	3 Tracks
		Scanner	1x1D Scanner
		Camera	Rear:5MP, AF focus Front: 2MP
		NFC	Support
		IC Card Reader	1 xIC Card Reader
		Micro SD	1 x Micro SD slot
		SIM Card	1x SIM slot (WCDMA )
		Audio	Built-in 1W speaker ; 1 x 3.5-mm stereo headphone
		USB	1x USB2.0 Host; 1x micro-USB Device
		WIFI	802.11b/g/n
		BT	BT 4.0
	Docking station	VGA	1 * VGA reserved for 2nd display
		LAN	1 * RJ-45 (100Mbps LAN)
		Cash Drawer	1 * RJ-11 12V/24V for cash drawer(24V default)
		Serial Ports	2* standard RS-232 COM; COM1 and COM2 is alternative to 5V/12V power(5V default)
		DC input	1 x DC jack (12V)
	Power adapter		AC 100-240V / DC 12V 3.33A
AC 100-240V / DC 5V 2A			
Battery		8000mAh 3.7V	

Dimensions	Tablet (mm)	276 x 193 x 23.8
	Tablet Weight (kg)	1.0
	Docking station (mm)	280 x 170.8 x 72.3
	Docking station Weight (kg)	0.8

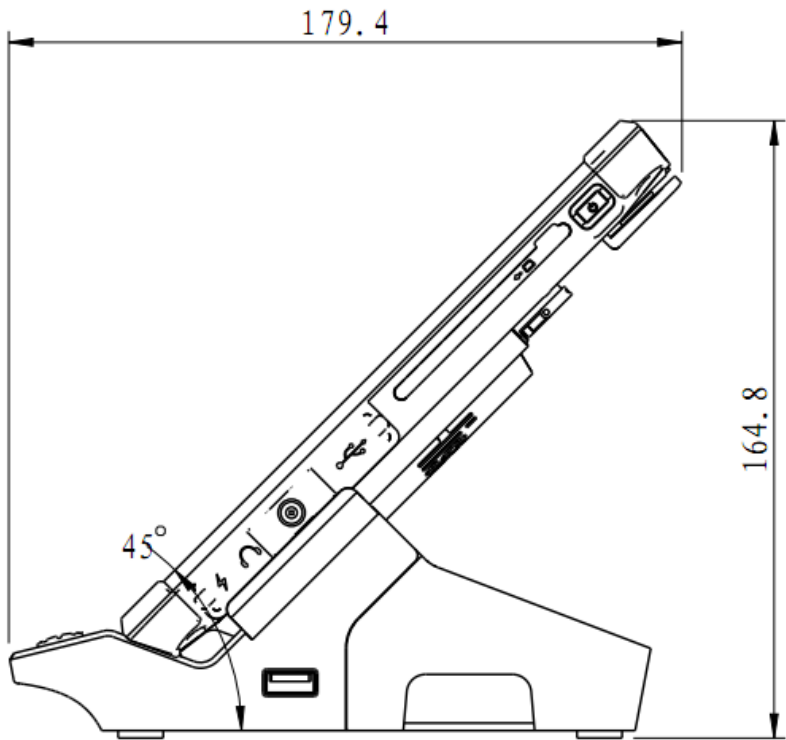
### 3. System view



4. System Dimension & angle

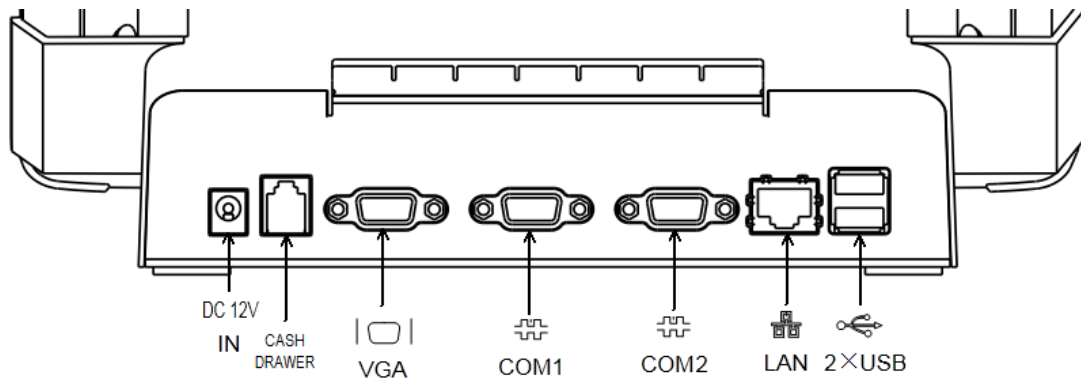


(Unit:mm)

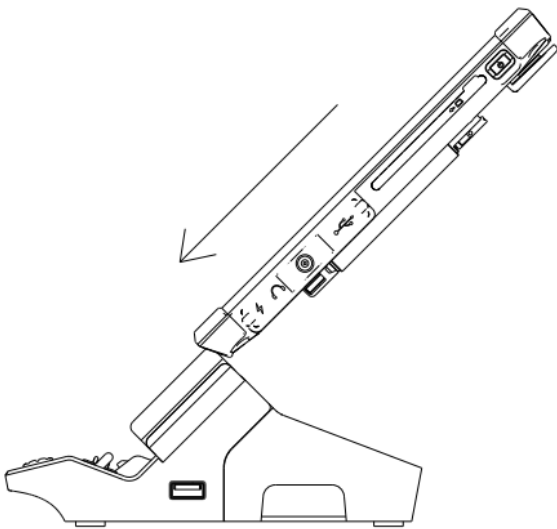


(Unit:mm)

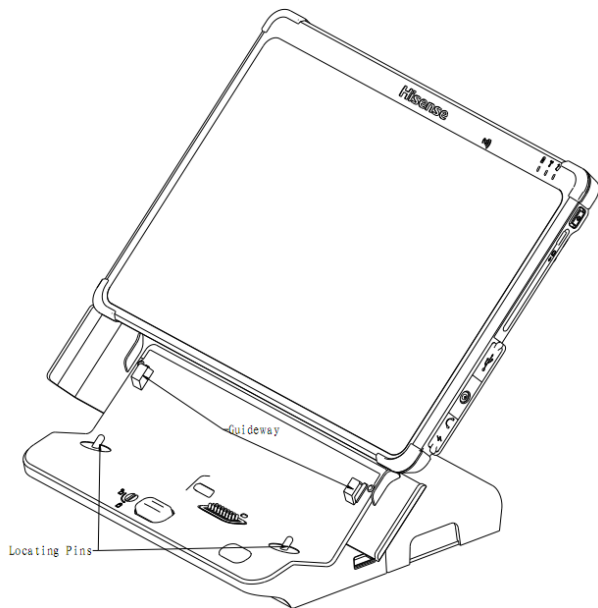
## 5. I/O Ports view



## 6. Note placed at PAD



**Pic 1**



**Pic 2**

When pad placed in the docking station, please moving downward slowly according to the figure 1 direction of the arrow, until the guide groove and the positioning pin to be put in place.

### **Specific Absorption Rate (SAR) information:**

This Tablet POS meets the government's requirements for exposure to radio waves. The guidelines are based on standards that were developed by independent scientific organizations through periodic and thorough evaluation of scientific studies. The standards include a substantial safety margin designed to assure the safety of all persons regardless of age or health.

FCC RF Exposure Information and Statement The SAR limit of USA (FCC) is 1.6 W/kg averaged over one gram of tissue. Device types: Tablet POS (FCC ID: GQK-HM516) has also been tested against this SAR limit. The highest SAR value reported under this standard during product certification for use at the properly worn on the **body is 0.612W/kg**. This device was tested for typical body-worn operations with the back of the handset kept **00cm** from the body. To maintain compliance with FCC RF exposure requirements, use accessories that maintain a **00cm** separation distance between the user's body and the back of the handset. The use of belt clips, holsters and similar accessories should not contain metallic components in its assembly. The use of accessories that do not satisfy these requirements may not comply with FCC RF exposure requirements, and should be avoided.

### **Body-worn Operation**

This device was tested for typical body-worn operations. To comply with RF exposure requirements, a minimum separation distance of **0.0 cm** must be maintained between the user's body and the handset, including the antenna. Third-party belt-clips, holsters, and similar accessories used by this device should not contain any metallic components. Body-worn accessories that do not meet these requirements may not comply with RF exposure requirements and should be avoided. Use only the supplied or an approved antenna.