

B8X 用户手册

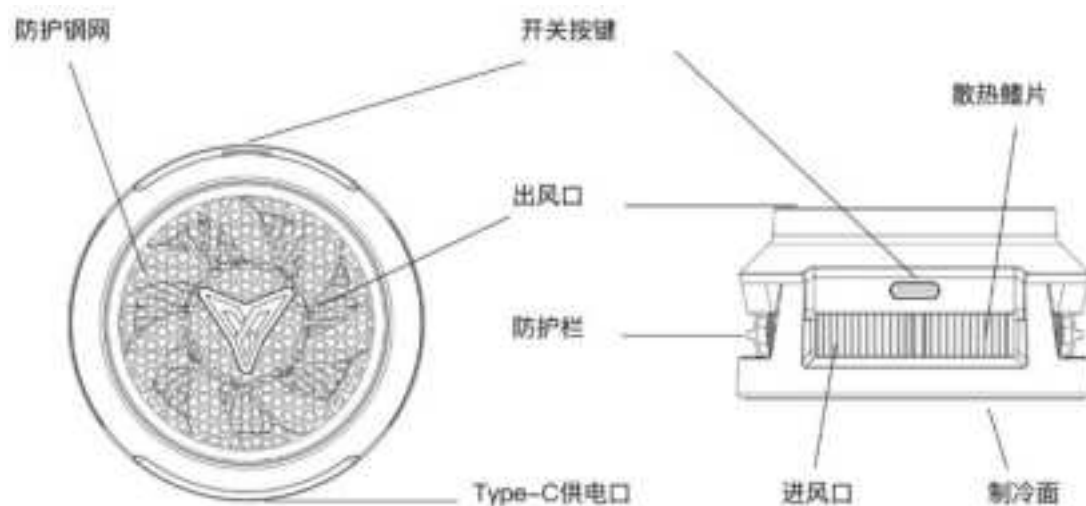
飞智散热器 B8X 磁吸版使用说明书

【 B8X User Manual 】 Flydigi Mobile Phone Cooling Fan B8X Product Introduction

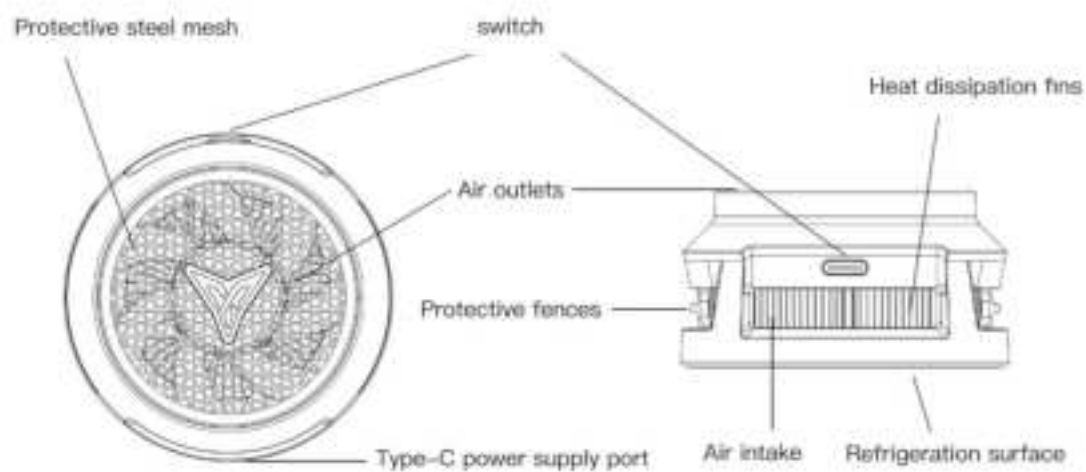
型号：B8X

Model: B8X

功能规格



Functional specification



安装使用

安装使用

若您的手机无磁吸功能（如常规安卓机型）

1. 清洁手机后盖, 撕下磁吸片的白色离型纸（注意不要撕下透明塑料片提手），如下图，将磁吸片粘贴至手机背面合适的位置，充分贴合；建议静置1h后使用。



2. 将type-C供电线插入散热器，接通电源，散热器吸附在手机背面，短按开关开启散热器



若您的手机有磁吸功能（如 iPhone12/13/14/15/16系列）

1. 将type-C供电线插入散热器，接通电源，直接将散热器吸附在手机背面，短按开关开启散热器

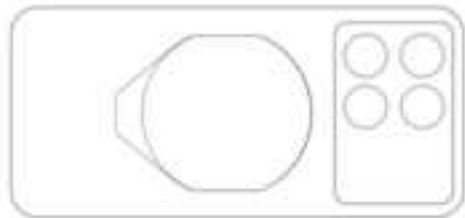


*为保证本品的散热性能发挥，推荐使用支持 30W 及以上的 PD 协议充电头供电

Installation & Usage

For phones without magnetic suction function (e.g., most Android models)

1. Clean the phone back cover. Peel off the white release paper from the magnetic adhesive pad (avoid removing the transparent plastic tab). Align and stick the pad to the desired position on the phone. Ensure full adhesion. Allow 1 hour to set.



2. Insert the Type-C power cable into the cooler, connect to power, attach the cooler to the phone, and press the power button to start cooling.



For phones with magnetic suction function (e.g., iPhone 12/13/14/15/16 series)

1. Insert the Type-C power cable into the cooler and connect it to a power source. Attach the cooler directly to the phone's back. Press the power button briefly to activate the cooler.



**For optimal cooling performance, use a PD protocol charger of 30W or higher.*

下载飞智游戏厅

Download Flydigi Game Center



扫描二维码, 下载飞智游戏厅

开启蓝牙连接散热器, 可以切换多种模式, 查看线上教程

Scanning QR code to download Flydigi Game Center.
Turn on the Bluetooth to connect Cooling fan can change to
multiple modes, view more tutorials

智能变频

散热器会根据温度自动调节制冷功率, 建议搭配支持 PD 协议 27W (12V 2.5A) 及以上功率充电器, 否则无法激活最大功率。

Smart Frequency Control

The cooler automatically adjusts cooling power based on temperature. To activate maximum performance, use a PD protocol charger of 27W (12V 2.5A) or higher.

固定功率

散热器会根据所选档位输出制冷功率,建议搭配支持 **PD 协议 27W (12V 2.5A)** 及以上功率充电器,否则无法激活最大功率。

Fixed Power Mode

The cooler operates at a fixed cooling power based on the selected mode. Use a PD protocol charger of 27W (12V 2.5A) or higher for full power activation.

常见问题

1、是否必须配备支持 **PD 协议 27W (12V 2.5A)** 及以上功率充电器？

为了激活散热器的最大功率,建议配备。

2、为什么散热器突然不工作？

当产品温度过低或过高时会触发自动保护机制,自动停止工作,可以打开 **APP** 查看当前状态

3、散热器是否带电池？

散热器 **B8X** 不含电池,需要插电使用

FAQs

Q: Is a 27W (12V 2.5A) PD charger required?

A: Yes, to activate maximum cooling power.

Q: Why does the cooler suddenly stop working?

A: It may trigger automatic protection due to extreme temperatures. Check real-time status via the app.

Q: Does the B8X have a built-in battery?

A: No, it requires continuous external power.

注意事项

- 请勿将手指或异物插入或遮挡堵塞进风口,以避免造成损伤

- 设备包含磁铁,可能会影响植入式医疗设备或个人医用设备的正常工作。请使用本设备时,与植入的医疗设备保持 15cm 以上的距离。
- 尽量避免与其他颜色的硅胶材质手机壳接触, 容易出现串色情况导致手机壳变色。
- 关于防冷凝水, 请使用智能变频或专家模式调整温度, 可有效降低冷凝水
- 本产品仅适用于未被拆解或维修的手机或平板电脑。其他或已拆解和维修的设备可能会造成损坏

Precautions

- Do not insert fingers or objects into the vents to avoid injury.
- Contains magnets. Keep at least 15cm away from implanted medical devices.
- Avoid contact with colored silicone cases to prevent color transfer.
- To prevent condensation, use Smart Frequency Control or Expert Mode to adjust the temperature, effectively reducing condensation formation.
- This product is only suitable for phones or tablets that have not been disassembled or repaired. Other or disassembled and repaired devices may cause damage.

FCC 声明

1. 本设备符合 FCC 规则第 15 部分的要求。操作须遵守以下两个:

- 本设备不得造成有害干扰。
- 本设备必须接受任何接收到的干扰, 包括可能引起不希望操作的干扰。

. 未经负责合规的当事方明确批准的变更或修改可能会取消用户操作设备的权限。

注意: 本设备已通过测试并被发现符合 CC 规则第 15 部分规定的 B 类数字设备的限值。这些限值旨在为住宅安装提供合理的防止有害干扰的保护。

本设备生成使用并可能辐射射频能量, 如果未按照说明安装和使用, 可能会对无线电通信造成有害干扰。然而, 不能保证在特定安装中不会干扰。如果本设备确实对无线电或电视接收造成有害干扰, 这可以通过关闭和打开设备来确定, 用户被鼓励尝试通过以下一项或多项来纠正干扰:

- 重新定位或重新放置接收天线。
- 增加设备与接收器之间的距离。
- 将设备连接到接收器连接的电路不同的插孔上。

- 咨询经销商或有经验的无线电/电视技术人员以获得帮助。

该设备已通过评估，一般射频暴露要求。

该设备可以在便携式暴露条件下无限制使用。

FCC Statement

1. This device complies with Part 15 of the FCC Rules. Operation is subject to the following two conditions:

- This device may not cause harmful interference.
- This device must accept any interference received, including interference that may cause undesired operation.

2. Changes or modifications not expressly approved by the party responsible for compliance could void the user's authority to operate the equipment.

Note: This equipment has been tested and found to comply with the limits for a class B digital device, pursuant to Part 15 of the FCC Rules. These limits are designed to provide reasonable protection against harmful interference in a residential installation.

This equipment generates uses and can radiate radio frequency energy and, if not installed and used in accordance with the instructions, may cause harmful interference to radio communications. However, there is no guarantee that interference will not occur in a particular installation. If this equipment does cause harmful interference to radio or television reception, which can be determined by turning the equipment off and on, the user is encouraged to try to correct the interference by one or more of the following measures:

- Reorient or relocate the receiving antenna.
- Increase the separation between the equipment and receiver.
- Connect the equipment into an outlet on a circuit different from that to which the receiver is connected.
- Consult the dealer or an experienced radio/TV technician for help.

The device has been evaluated to meet general RF exposure requirement.

The device can be used in portable exposure condition without restriction.

售后服务

- 7天退货：在7天内退回未损坏的产品
 - 15天更换：质量有问题可免费更换（运费由卖家承担）。
 - 1年保修：用户承担运费。
1. 保修服务仅限于保修期内及正常使用中出现的问题；一切非正常使用导致的损坏（未依据产品使用说明书正常使用、维护、保管所致的故障和损坏），或保修期满维修，用

户需承担维修产生的费用。

Warranty & Service

- **7-Day Return:** Return undamaged products within 7 days.
- **15-Day Replacement:** Free replacement for quality issues (shipping covered by seller).
- **1-Year Repair Warrant:** User covers shipping costs.

1. The warranty service is only limited to the problems that occur during the warranty period and normal use; all damages caused by non-normal use (fault and damages caused by not using, maintaining, and storing the product according to the product's instructions for use), or maintenance after the warranty period, the user shall bear cost of the maintenance.

退货/换货:

质量有问题的 15 天内, 将产品退回 Flydigi 或零售商。

Return/Replacement:

For quality issues within 15 days, return the product to Flydigi or the retailer.

维修:

自用户购买之日起 15 天至一年内出现质量问题,可以直接电话联系飞智公司,确定为质量问题后将产品寄回飞智公司;或前往购买商品的经销商处,将产品及维修凭证交付经销商,由经销商代为转交飞智进行维修。飞智公司会在承诺的售后服务期限内与用户联系, 并把维修好的产品寄送给用户。

1. 使用飞智产品前,请仔细阅读使用说明。
2. 请勿自行拆开或者试图维修飞智产品,否则您将失去保修的权利。

Maintenance:

Quality problems within 15 days to one year from the date of purchase can be directly contacted by phone with Feizhi Company, and the will be returned to Feizhi Company after confirmation of quality problems; or go to the dealer where the product was purchased, and hand over the product and maintenance to the dealer, who will handle the transfer of Feizhi for maintenance on behalf of the user. Feizhi Company will contact the user within the promised after service period and send the repaired product to the user.

1. Please read the instructions carefully before using Feizhi products.

2. Please do not disassemble or to repair Feizhi products on your own, otherwise you will lose the right to warranty.

上海飞智电子科技有限公司

地址：上海市杨浦区国霞路 259 号 508-511 室

网址： www.flydigi.com

服务热线：400-850-3336

Shanghai Flydigi Electronics Technology Co., Ltd

Address: Room 508-511, 259 Guoxia Road, Yangpu District, Shanghai

Website: www.flydigi.com

Service Hotline: 400-850-3336