

## Appendix- M3-XXX, M5-2-XXX -Photos

### 1. Test Setup photos Model M3-XXX, M5-2-XXX FCC ID: 2BG2L-CVS0724

#### 1.1 Photograph – Conducted Emission Test Setup



For Conducted Emission Test Site 1#



## Appendix- M3-XXX, M5-2-XXX -Photos

### 1.2 Photograph – Radiated Emissions



For 9kHz-30MHz Test Site 2#



## Appendix- M3-XXX, M5-2-XXX -Photos

---

For 30MHz-1000MHz Test Site 2#





## Appendix- M3-XXX, M5-2-XXX -Photos

---

For Above 1GHz Test Site 1#

