



1. Photographs of Conducted Emissions Test Configuration

Test Mode: Mode 5

FRONT VIEW




REAR VIEW



2. Photographs of Radiated Emissions Test Configuration

Test Configuration: 30MHz~1GHz

FRONT VIEW



REAR VIEW




Test Configuration: Above 1GHz

For Harmonic

For Antenna 1

FRONT VIEW




REAR VIEW



For Antenna 3

FRONT VIEW




REAR VIEW




For Antenna 4

FRONT VIEW




REAR VIEW




For Antenna 5

FRONT VIEW




REAR VIEW




For Antenna 6

FRONT VIEW




REAR VIEW



For Band Edge Emission

For Antenna 1

FRONT VIEW




REAR VIEW



For Antenna 3

FRONT VIEW




REAR VIEW




For Antenna 4

FRONT VIEW




REAR VIEW




For Antenna 5

FRONT VIEW




REAR VIEW




For Antenna 6

FRONT VIEW



REAR VIEW



————THE END————