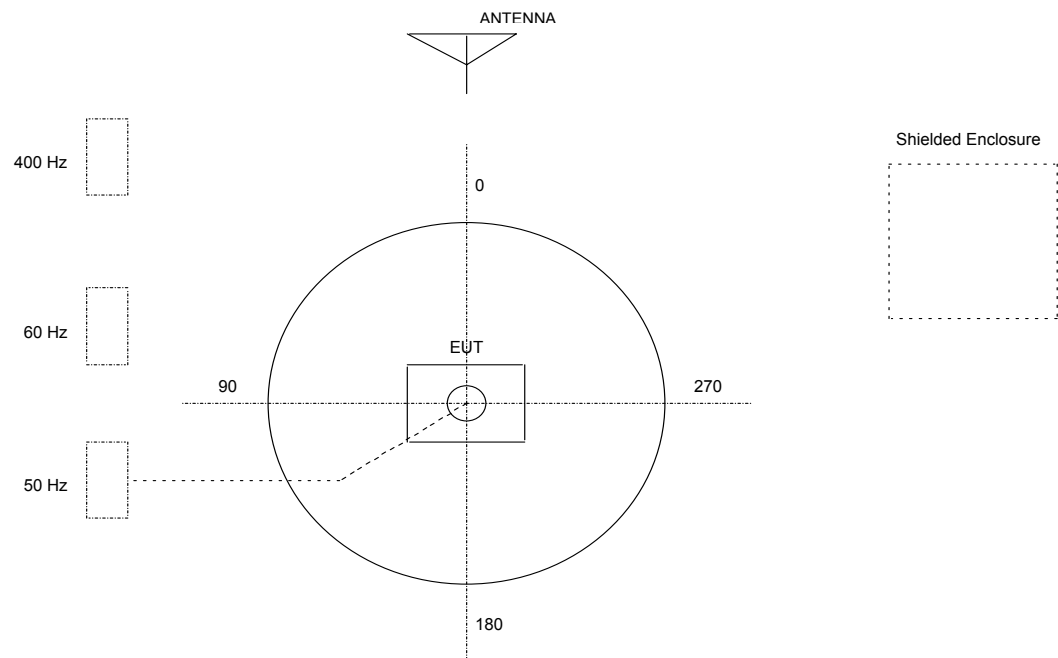


TEST SETUP FOR EMISSIONS TESTING


WILD RIVER LAB Large Test Site

Notes:


1. Items shown in dotted lines are located on the floor below the test area. It is 5 meters vertically from the ground floor to the test area.
2. 50 Hz, 60 Hz, and 400 Hz are power panels for alternating current.
3. The antenna may be positioned horizontally 3, 10 or 30 meters from the center of the turntable.
4. The circle is a 6.7 meter diameter turntable.
5. A ground plane is in the plane of this sheet.
6. The test sample is shown in the azimuthal position representing zero degrees.



Test Set-up photo, radiated emissions



Test Set-up photo, radiated emissions



Test Set-up photo, radiated emissions

