

IMPORTANT
PLEASE DO NOT RETURN TO STORE

If You're Having Trouble, We're Here to Help!



Call us 24/7 at 1-855-292-4087
E-mail us at alsupport@sakar.com or visit us at alteclansing.com

REGISTER YOUR PRODUCT

To receive news, exclusive deals, OTA or
firmware updates, warranty information and
more please register your product at

alteclansingsupport.com



WELCOME

Thank you for purchasing an Altec
Lansing product. Download our
App to unlock all the features our
products have to offer!



follow us
@alteclansingofficial



follow us
@alteclansing



follow us
@alteclansingofficial

12 Month Limited Warranty

All Altec Lansing products come with
12 month limited warranty
from the date of its original purchase

24 Hour Customer Support

We love our customers, and we care
about your experience with Altec
Lansing. If you need
assistance, please call us at
1-855-292-4087
or e-mail alsupport@sakar.com.

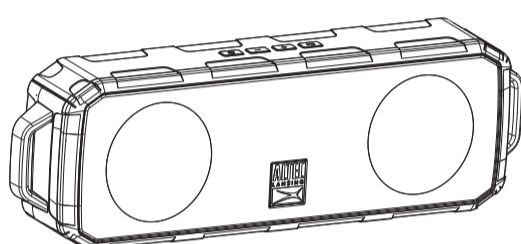
www.alteclansing.com



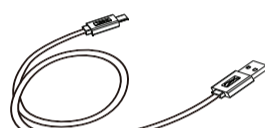
JUST LISTEN.

Fury XL Wireless Speaker
IMW342
QUICK START GUIDE

In the Box



Fury XL Wireless Speaker

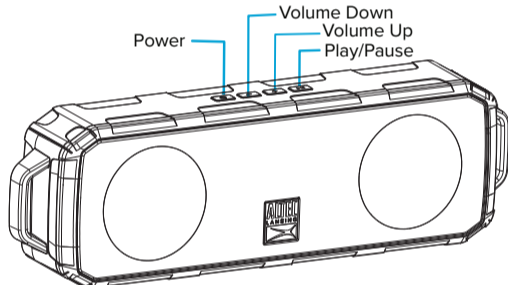


USB-C Charging Cable

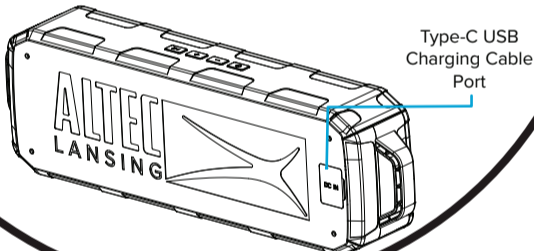
A Closer Look




FRONT



BACK

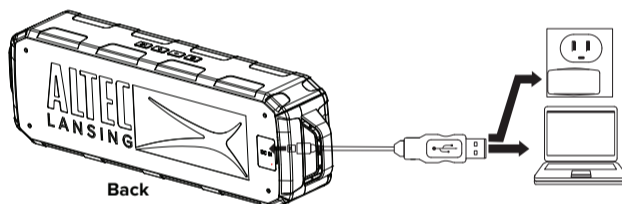


Charging



~2.5 Hours
Full Charge

● (red) = Charging
○ (off) = Charged



Back

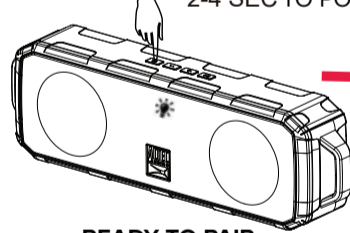
Total playtime: 15 hours*
*at max 50% volume

Low Power Warning
When battery is low, the
speaker will flash a red light.

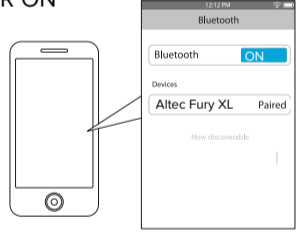
**Powering On/
Bluetooth
Pairing**



PRESS & HOLD 2-4 SEC TO POWER ON



READY TO PAIR
Flashing blue and red light

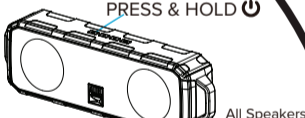


PAIRED
Solid blue light

**True Wireless
Pairing**

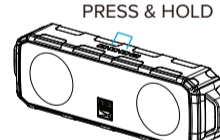


PRESS & HOLD



Turn on the first speaker and connect it
to a Bluetooth compatible device.
Then turn on the rest of the speakers.

PRESS & HOLD and



Press and hold & on a speaker
that is not connected to the Bluetooth
device to turn on True Wireless pairing
mode.

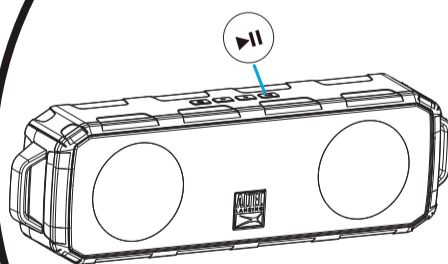
Reset True Wireless Pairing

Press and hold & to clear the True Wireless Pairing link.

The speaker will flash red and
blue lights after pairing link is
reset.



**Answering
Calls**



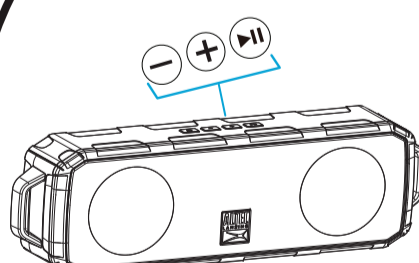
PRESS

Answer Call/
End Call

PRESS & HOLD

Ignore Call

**Controlling
Music**



PRESS

Play/Pause

Volume Up

Volume Down

PRESS & HOLD

Next Track

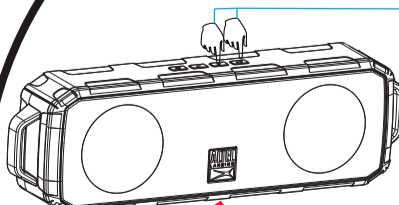
Previous Track

**Bluetooth
Reset**



Press & Hold
 and

Press and hold & to
disconnect Bluetooth.



The speaker will flash red and
blue lights to indicate that it is
ready to pair again.

For additional user materials and warranty
information, please visit alteclansing.com

FOLLOW US ON



#myalteclansing

Changes or modifications not expressly approved by the party responsible
for compliance could void the user's authority to operate the equipment. This
device complies with Part 15 of the FCC Rules. Operation is subject to the
following two conditions: (1) this device may not cause harmful interference, and
(2) this device must accept any interference received, including interference that
may cause undesired operation.

This equipment has been tested and found to comply with the limits for a
Class B digital device, pursuant to Part 15 of the FCC Rules. These limits are
designed to provide reasonable protection against harmful interference in a
residential installation. This equipment generates, uses and can radiate radio
frequency energy and, if not installed and used in accordance with the
instructions, may cause harmful interference to radio communications. However,
there is no guarantee that interference will not occur in a particular installation.

If this equipment does cause harmful interference to radio or television
reception, which can be determined by turning the equipment off and on, the user
is encouraged to try to correct the interference by one or more of the following
measures:

- Reorient or relocate the receiving antenna.
- Increase the separation between the equipment and receiver.
- Connect the equipment into an outlet on a circuit different from that to which the receiver is connected.
- Consult the dealer or an experienced radio/TV technician for help.

This equipment complies with FCC radiation exposure limits set forth for an
uncontrolled environment.

This transmitter must not be co-located or operating in conjunction with any
other antenna or transmitter.

Sakar International Inc.
195 Carter Drive
Edison, New Jersey 08817, USA
855-292-4087
www.alteclansing.com